



Wilmington Area Planning Council

Public Opinion Survey

Summary of Results

March 2022

Report prepared by



Table of Contents

Summary of Results	1
Background	1
Key Findings	2
Resident Perceptions about Transportation.....	2
Transportation Planning and Funding.....	3
Transportation Mode Choices	8
Air Quality	9
Familiarity with WILMAPCO	10
Appendix A: Responses to Survey Questions	14
Appendix B: Verbatim Responses to Open-ended Questions	56
Appendix C: Comparisons of Survey Results to Previous Years	158
Appendix D: Crosstabulations of Selected Survey Results by Respondent Characteristics.....	163
Crosstabulations by Ethnic/Racial Background of Respondent	163
Crosstabulations by Annual Household Income of Respondent	180
Crosstabulations by Whether Think Transportation Planning is Done Well or Not	197
Crosstabulations by Age and Disability Status of Respondent.....	209
Appendix E: Survey Methodology	225
Appendix F: Survey Script	231

Table of Figures

Figure 1: Perceived Effectiveness of the Transportation System, 2006-2022	2
Figure 2: Perceived Effectiveness of the Transportation System for Various Users	3
Figure 3: Agreement with statements on Transportation Planning.....	3
Figure 4: Most Effective Long-Term Solution to Reduce Traffic Congestion	4
Figure 5: Rating Importance of Addressing Issues	5
Figure 6: Highest Priority for Transportation Funding	6
Figure 7: Support for Various Funding Methods for Transportation Projects	7
Figure 8: Percent of Respondents “Ever” Using Each Mode of Transportation.....	8
Figure 9: Actions willing to take to improve regional air quality	9
Figure 10: Percent of respondents familiar with WILMAPCO.....	10
Figure 11: Percent who agree Planning is done well in Cecil/ New Castle County	10
Figure 12: Reasons for agreeing “Transportation is done well”	11
Figure 13: Reasons for disagreeing “Transportation is done well”	12
Figure 14: Effectiveness of Ways WILMAPCO Could Engage with Residents.....	13

Summary of Results

Background

WILMAPCO, the Wilmington Area Planning Council (WILMAPCO) is the regional transportation planning agency for New Castle County, Delaware and Cecil County, Maryland, and plans and coordinates transportation investment for the region.

To provide input from the communities it serves, WILMAPCO has commissioned a survey of residents approximately every 4 years, beginning in 2006. This report provides results from the 2021/22 wave of the survey, conducted with 600 residents by the firm Telepoll in late 2021 and early 2022.

Results are arranged as follows:

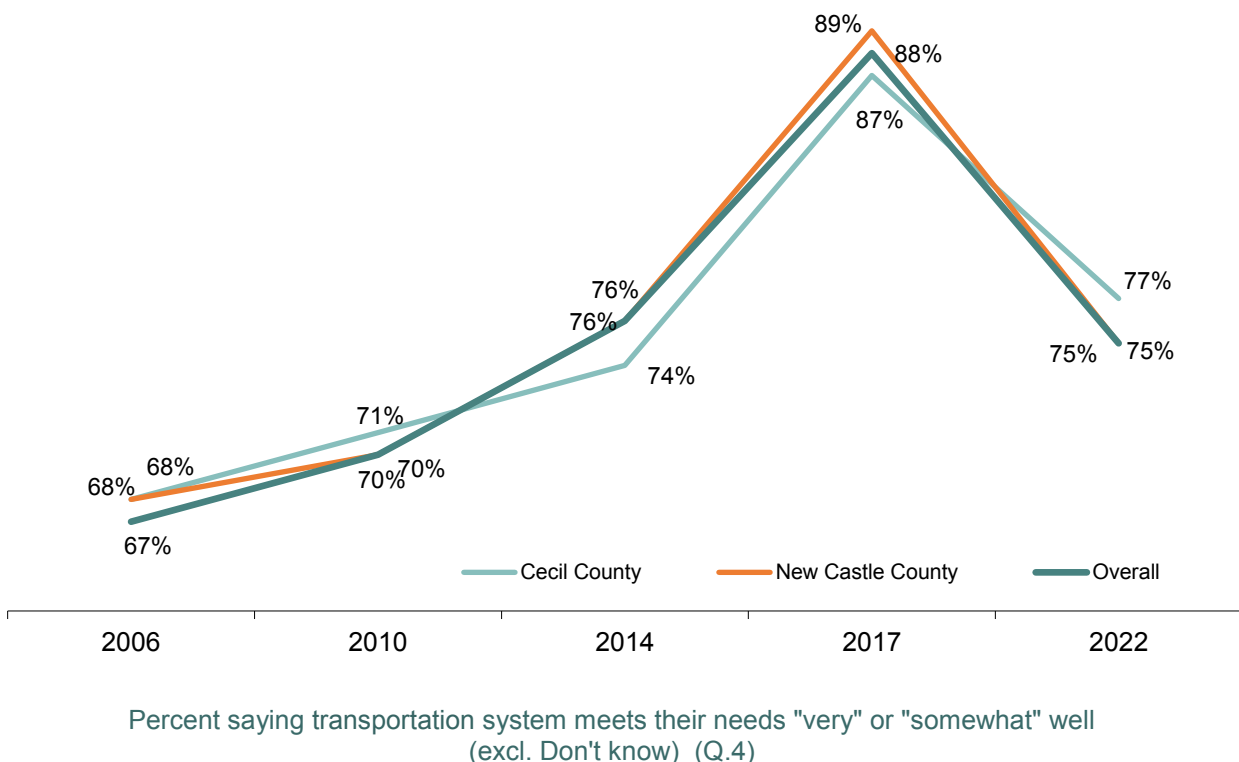
- A high-level presentation of Key Findings
- Tabulation of responses to all survey questions, by County and Overall
- Answers to open-ended questions, in respondents' own words
- Comparison of results to previous survey waves for key questions
- Survey results reported for key demographic and attitudinal groups (race/ethnicity, opinion of planning process, age, mobility status, etc)
- Survey methodology
- Survey script (questionnaire)

Key Findings

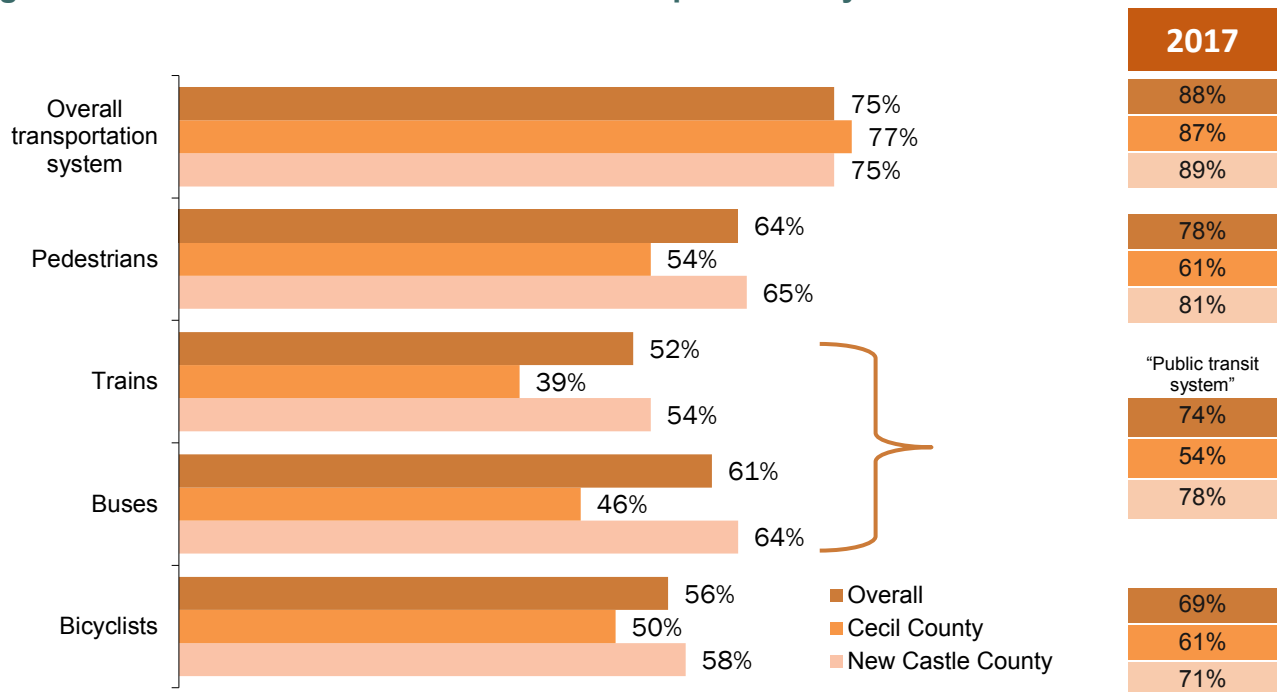
Resident Perceptions about Transportation

Overall, the transportation system meets the travel needs of residents. About three quarters feel the system meets their needs very or somewhat well. These results are similar in both counties, and consistent with ratings from 2014 and earlier, although they are down from the 2017 wave. Figure 1 below, and Table 145).

Figure 1: Perceived Effectiveness of the Transportation System, 2006-2022



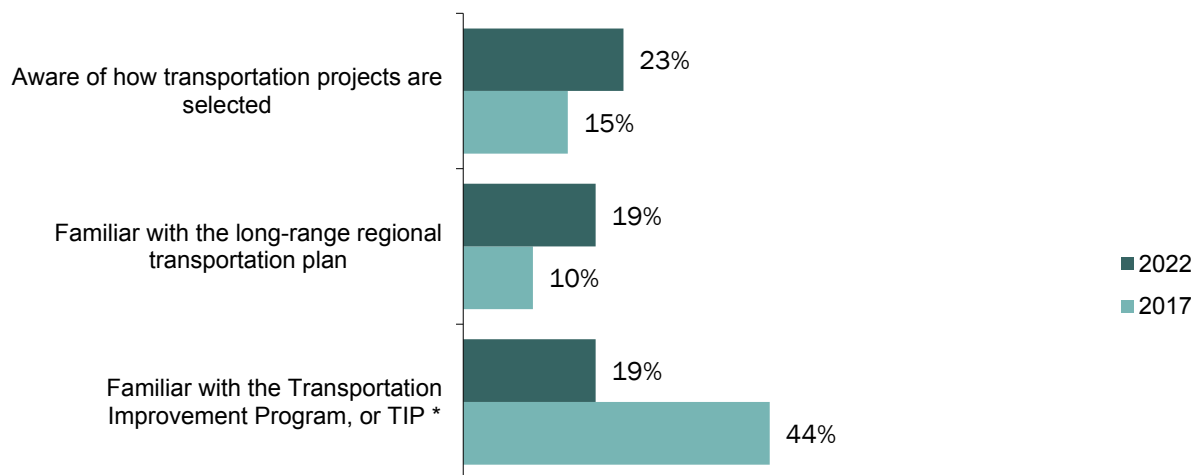
In keeping with overall results, effectiveness of the system for users of various modes of transportation is lower for this wave relative to 2017. What has remained consistent is the relatively higher perceptions of New Castle County residents compared to those in Cecil County. For pedestrians and cyclists, the difference is small, but for train and bus users, the gap is substantial. Note, for 2022, respondents were asked about trains and buses separately, whereas in 2017 they were asked about 'Public Transportation' as a whole. (Figure 2 and starting at Table 7)

Figure 2: Perceived Effectiveness of the Transportation System for Various Users

Percent saying "very" or "somewhat" well (excl. Don't know) (Q.4-8)

Transportation Planning and Funding

Awareness of the transportation planning process has improved against 2017 results, with a higher proportion claiming awareness of the project selection process and familiarity with long-range regional plan. A similar number (19%) are familiar with TIP. (Figure 3 and Table 104)

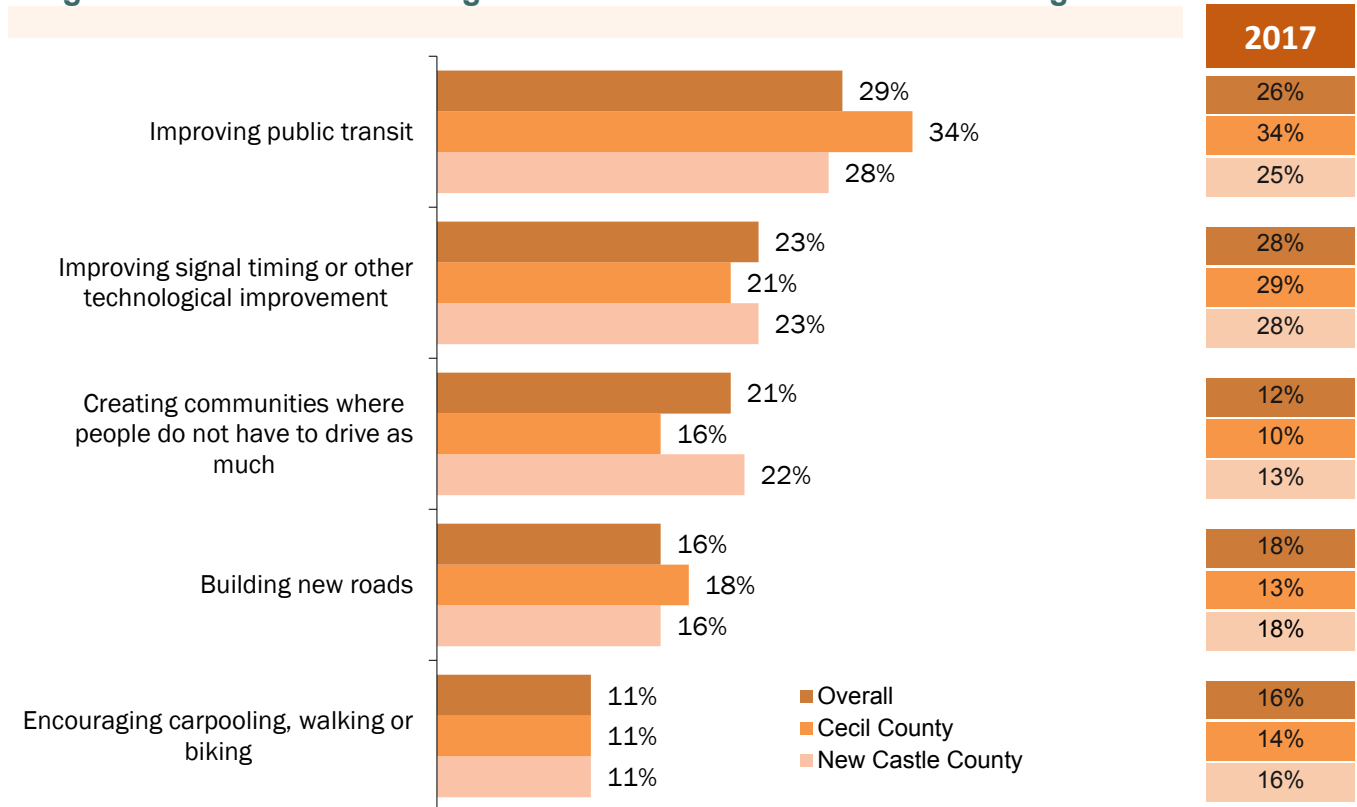
Figure 3: Agreement with statements on Transportation Planning

Percent agreeing (excl. Don't know) (Q.49-51)

* In 2017 question asked of those familiar with long-range plan

Improving public transit and technological improvements such as better signal timing are the most popular solutions to reducing traffic congestion, as they were in 2017. Creating communities less reliant on driving gained in popularity, while encouraging things like car pooling were less likely to be supported. (Figure 4 and Table 17)

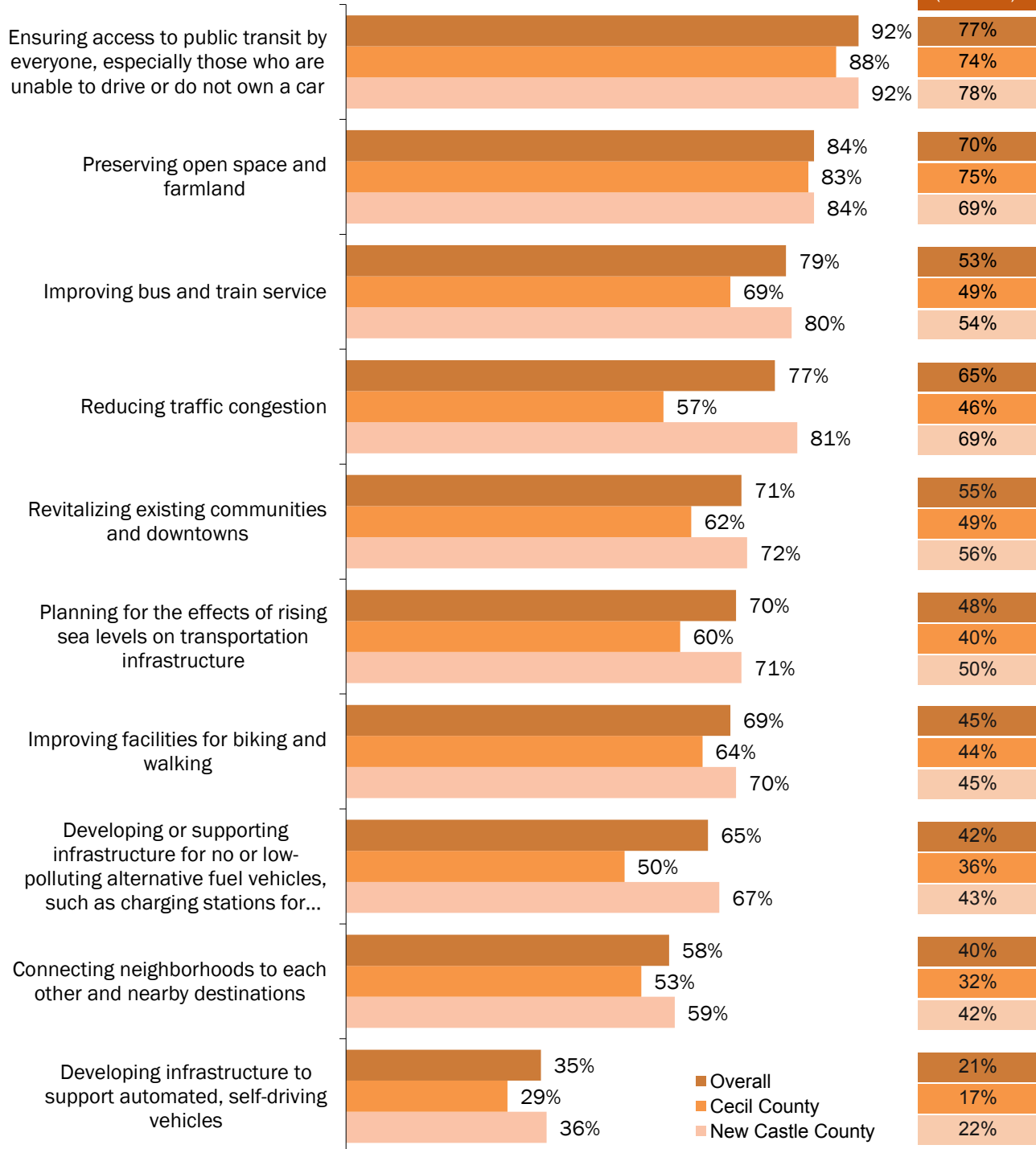
Figure 4: Most Effective Long-Term Solution to Reduce Traffic Congestion



Percent selecting each solution (excl. Don't know) (Q.10)

Among the suggested transportation issues to be addressed, a majority of respondents felt that it is essential or important to address nearly all of them.

Access to public transit and preserving farmland and open spaces were seen as important or essential by nearly all respondents (92% and 84% respectively) in both counties. While other issues enjoyed strong support, New Castle residents tended to find the other issues more worthy of being addressed. The only issue to receive less than majority support is supporting infrastructure for self-driving vehicles (Figure 5, Table 146, Table 67)

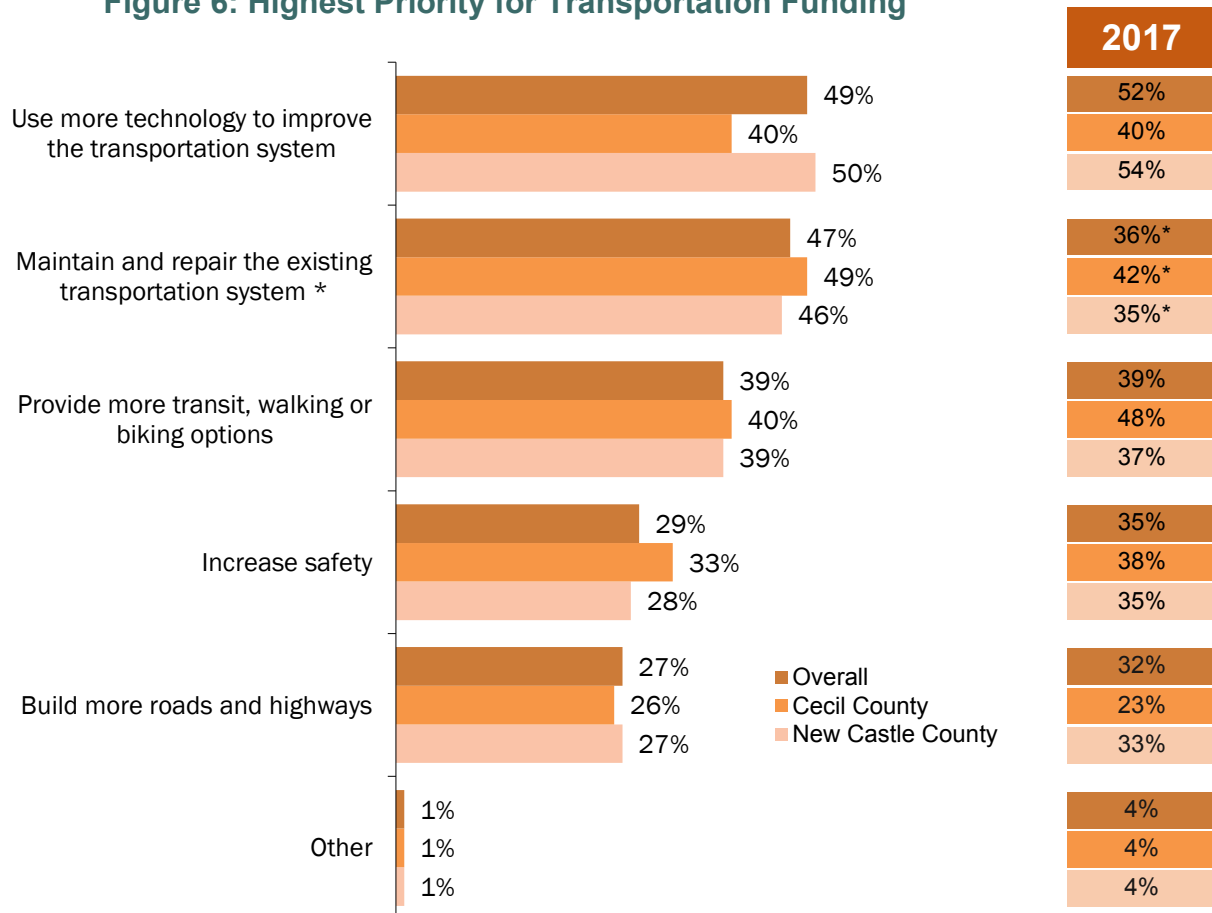
Figure 5: Rating Importance of Addressing Issues

Percent rating issue as "Essential" or "Important" (excl. Don't know) (Q33-42)

*Note: 2017 figures represent ratings of "Very important (Essential)"

Top priorities for funding have remained relatively stable since the last wave of research. Improving the system with technology, and maintaining and repairing the existing system are more likely to be selected as high priority compared to building more roads, or providing more transit, walking or biking options. (Figure 6, Table 46)

Figure 6: Highest Priority for Transportation Funding



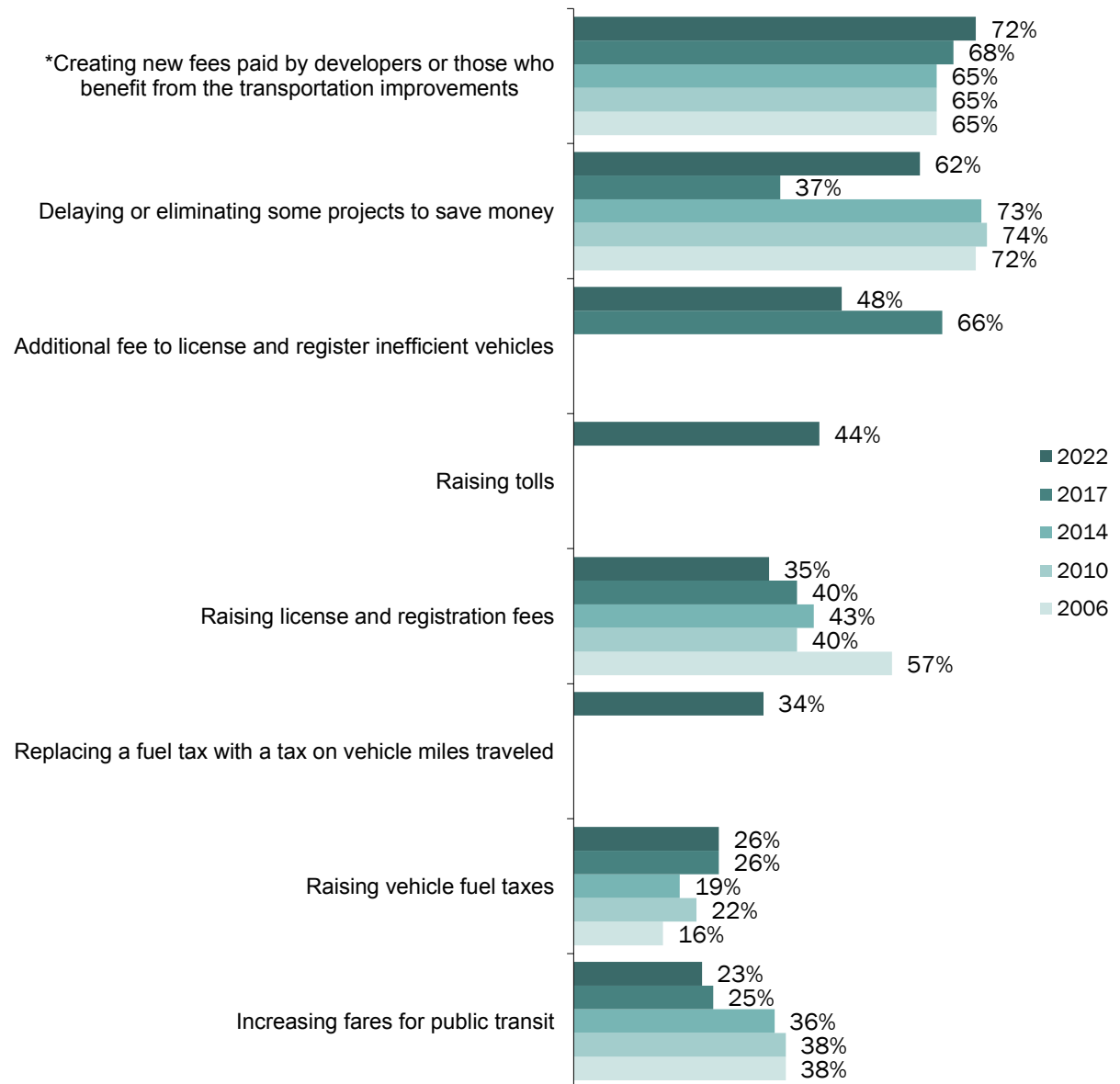
Percent selecting up to two improvements as highest priority^Δ (excl. Don't know) (Q23)

^Δ Percents add to more than 100% as respondents could select up to two answers

* 'and repair' added in 2022

To fund transportation initiatives, respondents were most likely to favor new fees applied to developers and others who benefit when the system is improved, and delaying or eliminating projects. Broadly applied costs for residents, such as raising transit fares, fuel taxes and licensing fees were least popular. New options, such as raising tolls or taxing drivers based on mileage were not supported by the majority. (Figure 7, Table 148)

Figure 7: Support for Various Funding Methods for Transportation Projects



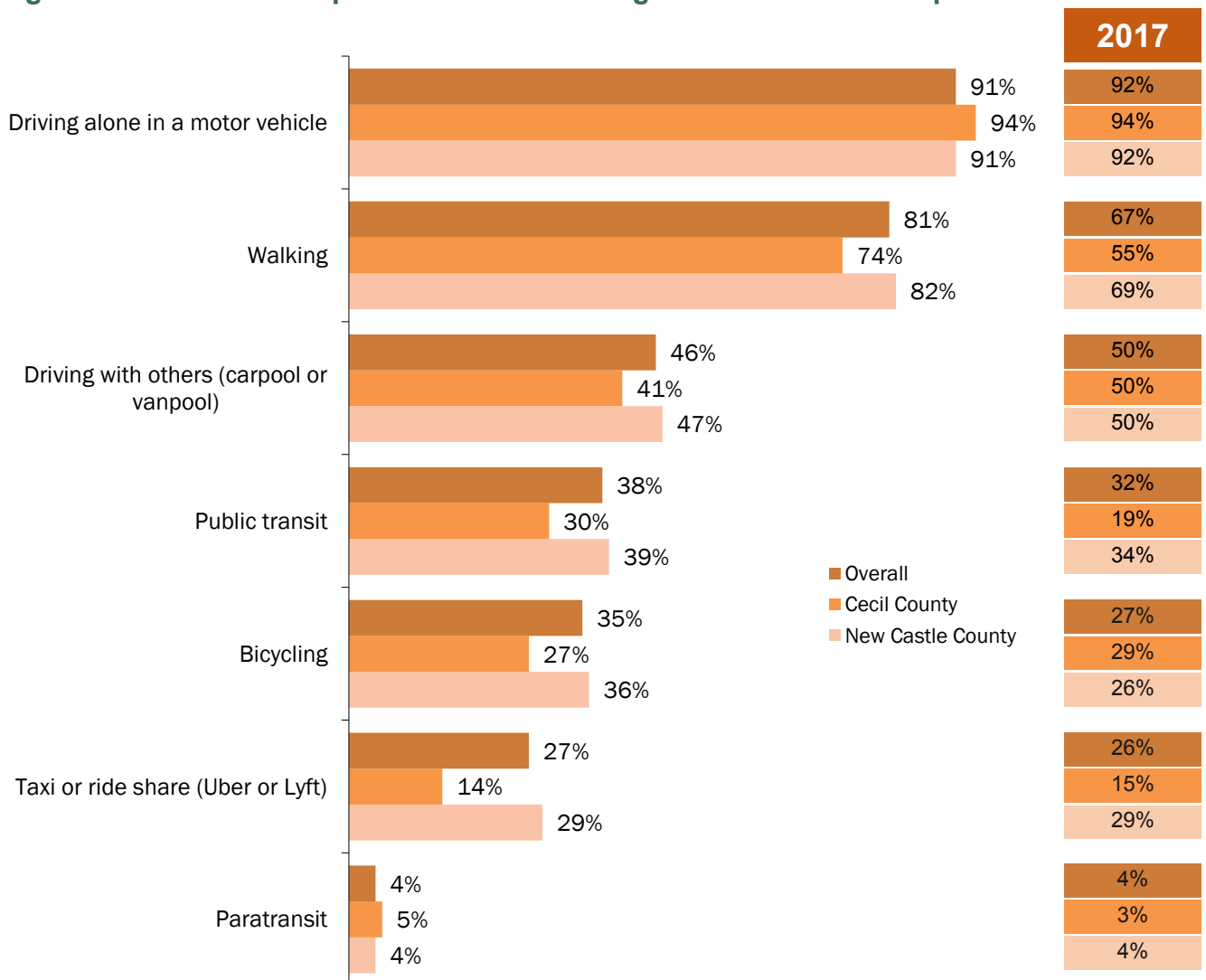
Percent Supporting Funding Method (excl. Don't know) (Q24-31)

*Minor wording change

Transportation Mode Choices

Usage of most modes of transportation has been stable over the past few years, with driving alone being the most common. Incidence of walking has risen significantly, with nearly as many reporting walking as driving alone. Biking has increased in popularity too, but this difference has come entirely from New Castle County. Services such as public transit and taxi/ride sharing, which require urban density, are more likely to be used in the more populous New Castle County too. (Figure 8 and Table 19)

Figure 8: Percent of Respondents “Ever” Using Each Mode of Transportation



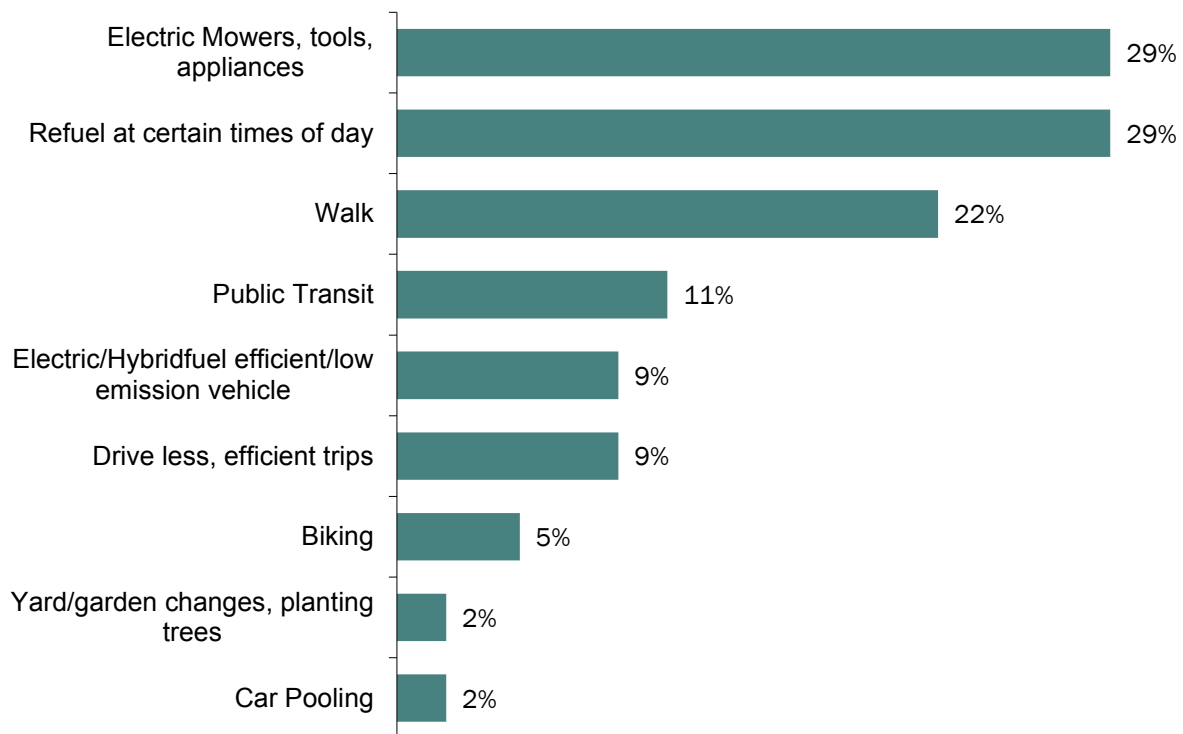
Percent "Ever" using mode of transportation (excl Don't know) (Q11-17)

Air Quality

Awareness of the Air Quality Partnership of Delaware has increased among New Castle County residents to 23%, from 17% in 2017.

Respondents from across the region expressed a willingness to take a range of actions to help improve the air quality. Switching from gas to electric tools and appliances, and refueling vehicles at certain times were the most popular actions, followed by walking or taking transit. (Figure 9 and Table 96)

Figure 9: Actions willing to take to improve regional air quality



Percent offering response (excl Don't know) (Q47)

Percents may add to more than 100% as respondents could mention more than one action

Familiarity with WILMAPCO

Familiarity with WILMAPCO, the Wilmington Area Planning Council, is consistent with previous waves of this research. Residents of New Castle County are slightly more likely to state they are familiar. (Figure 10 and Table 150).

The proportion of respondents agreeing that planning is done well in their county has fallen from 47% to 37% overall, with New Castle residents accounting for the entirety of the drop. (Figure 11 and Table 106)

Figure 10: Percent of respondents familiar with WILMAPCO

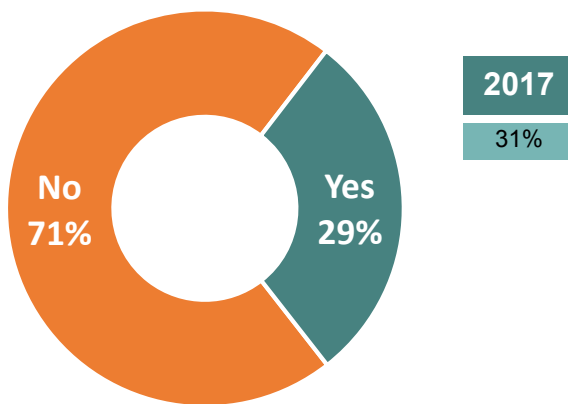


Figure 11: Percent who agree Planning is done well in Cecil/ New Castle County

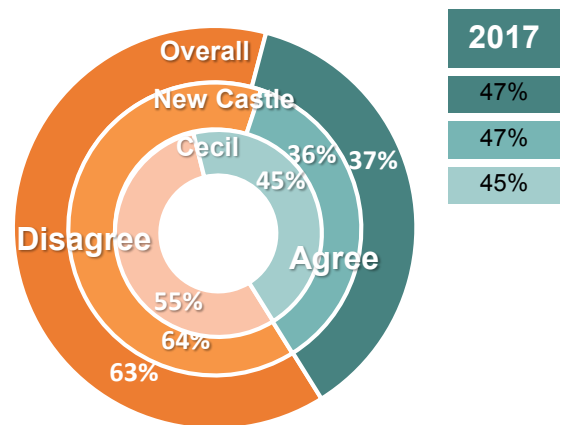
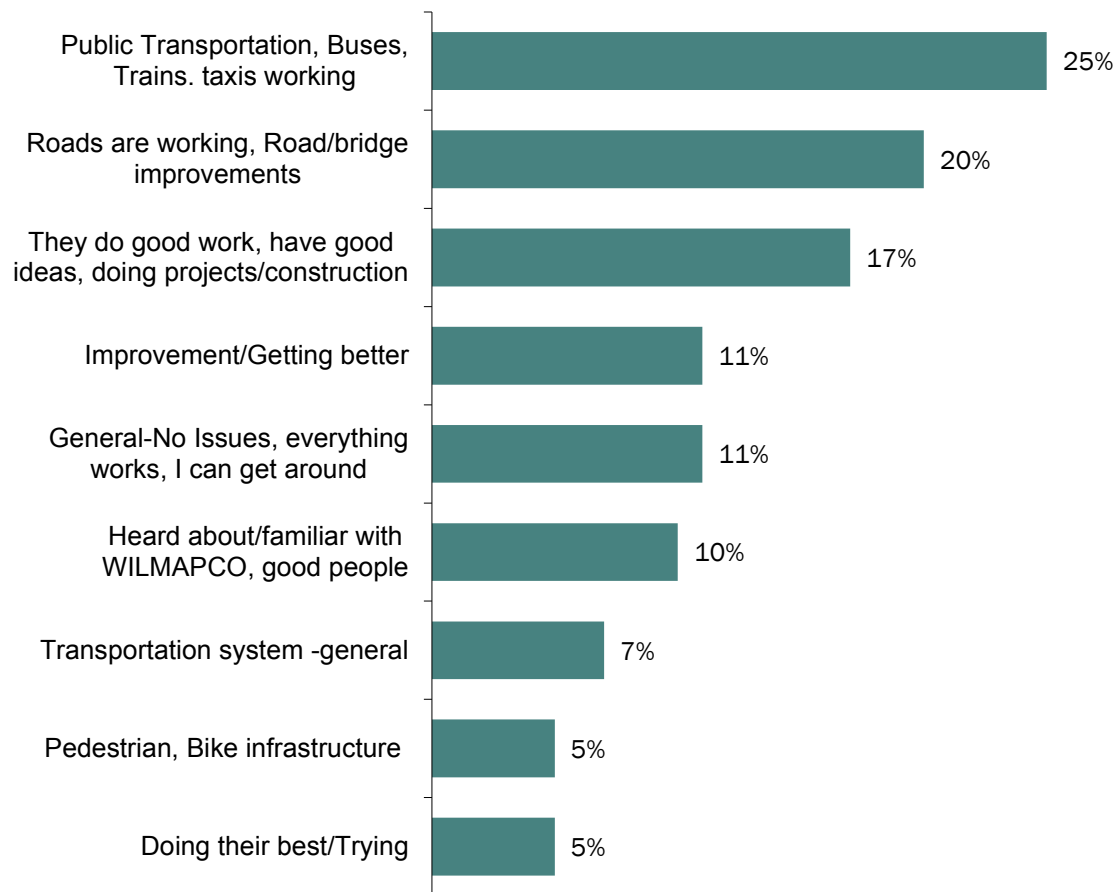


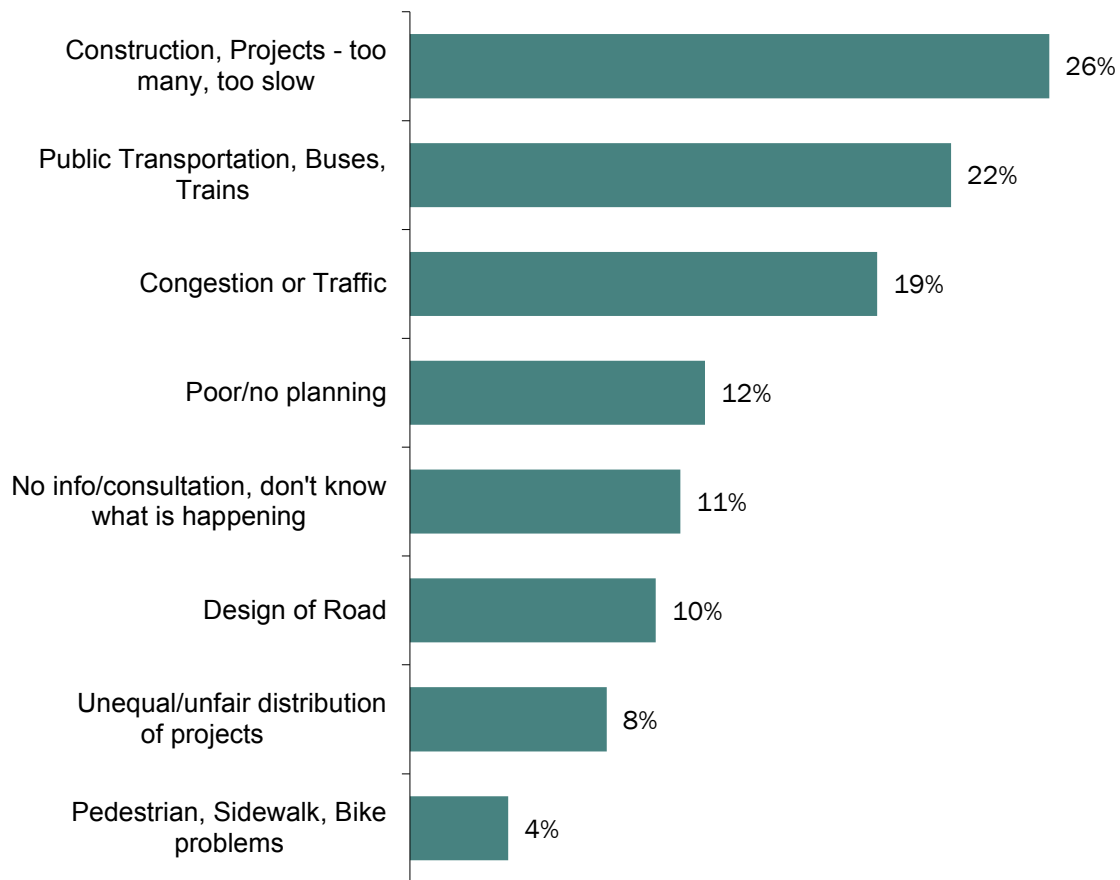
Figure 12: Reasons for agreeing “Transportation is done well”

Percent offering response (excl Don't know) (Q53)

Percents add to more than 100% as respondents could mention more than one reason

As shown above in Figure 12, those agreeing that planning is done well in their county point to functioning of public transportation elements (buses, trains, taxis), the road system working well, and their opinion that planners do an effective job.

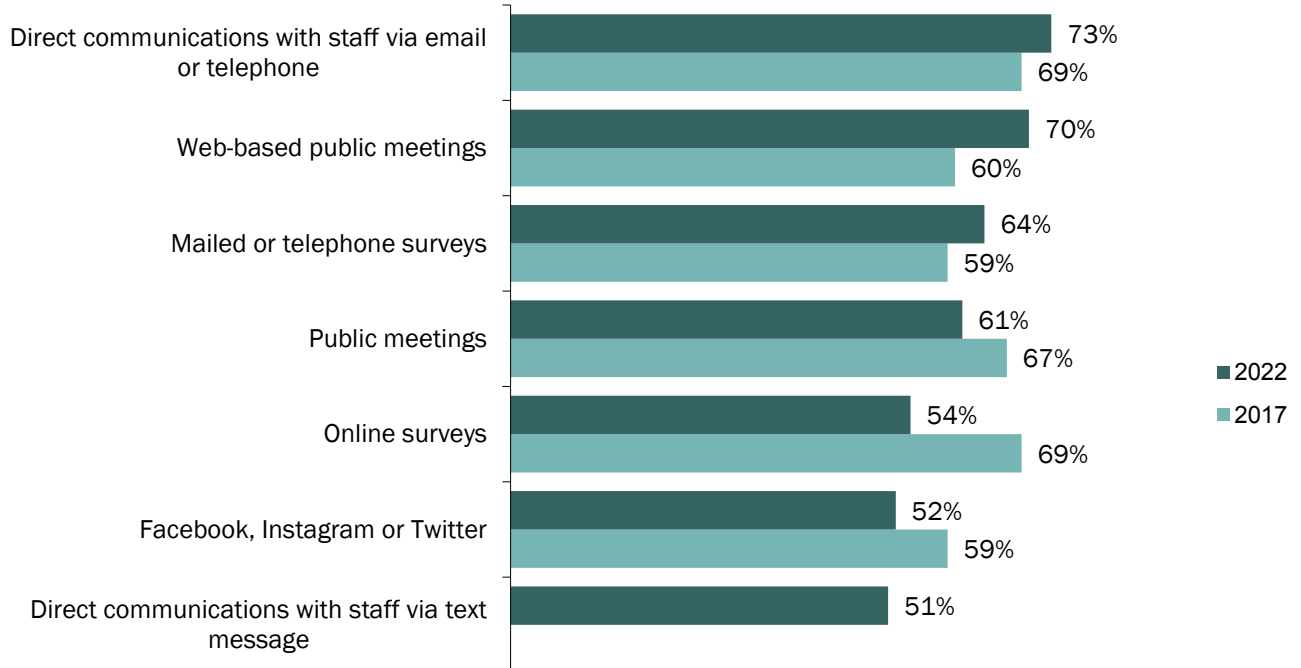
Those that disagree with the statement (do not feel planning is done well – Figure 13) are most likely to mention extensive and slow construction, the public transportation system and heavy road congestion or traffic among their reasons.

Figure 13: Reasons for disagreeing “Transportation is done well”

Percent offering response (excl Don't know) (Q53)

Most residents would be happy to connect with WILMAPCO by any of the methods suggested, with email, telephone and web-based public meetings most likely to be considered effective ways of engaging with them (Figure 14 and Table 112).

Figure 14: Effectiveness of Ways WILMAPCO Could Engage with Residents



Percent rating method as effective (excl. Don't know) (Q.54-60)

Appendix A: Responses to Survey Questions

Tables of survey results are shown below, for each county and for the WILMAPCO region overall. In many cases, responses are shown twice; first including the “don’t know” or “refused” responses and the second with the “don’t know” or “refused” responses excluded and percentages recalculated. In some cases, only one table is shown, either because a “don’t know” or “refused” option was not allowed, or because the “don’t know” option represents an opinion.

Throughout the report, statistically significant differences between groups, at a 95% confidence level, are indicated by **light teal green** shading of the higher figure.

Table 1: Question #1

Are you a resident of Cecil County/New Castle County?	New Castle County	Cecil County	Overall
Yes	100%	100%	100%
No	0%	0%	0%

Table 2: Question #2 with don't know/refused responses

Are you Spanish, Hispanic or Latino?	New Castle County	Cecil County	Overall
Yes	10%	4%	9%
No	90%	96%	91%

Table 3: Question #3 without don't know/refused responses

Which of the following races do you consider yourself to be?*	New Castle County	Cecil County	Overall
American Indian or Alaskan native	0%	1%	0%
Asian or Pacific Islander	7%	2%	6%
Black / African American	25%	7%	23%
White / Caucasian	58%	88%	63%
Other	10%	3%	9%

**Percents may add to more than 100% as respondents could give more than one answer*

Table 4: Question #4 with don't know/refused responses

The overall transportation system includes roads, buses, trains, sidewalks and bike facilities. How well do you feel the overall transportation system meets your travel needs? Would you say very well, somewhat well, not too well, or not at all?	New Castle County	Cecil County	Overall
Very Well	20%	33%	22%
Somewhat Well	52%	44%	51%

The overall transportation system includes roads, buses, trains, sidewalks and bike facilities. How well do you feel the overall transportation system meets your travel needs? Would you say very well, somewhat well, not too well, or not at all?	New Castle County	Cecil County	Overall
Not Too Well	18%	16%	18%
Not at All	6%	8%	7%
DO NOT READ: Don't know / Refused	3%	0%	2%

Table 5: Question #4 without don't know/refused responses

The overall transportation system includes roads, buses, trains, sidewalks and bike facilities. How well do you feel the overall transportation system meets your travel needs? Would you say very well, somewhat well, not too well, or not at all?	New Castle County	Cecil County	Overall
Very Well	21%	33%	23%
Somewhat Well	54%	44%	52%
Not Too Well	19%	16%	18%
Not at All	6%	8%	7%

Table 6: Question #5 with don't know/refused responses

How well do you feel the public transit system meets the needs of Cecil County/New Castle County residents who would like to use trains for transportation? Would you say...	New Castle County	Cecil County	Overall
Very Well	14%	13%	14%
Somewhat Well	33%	20%	31%
Not Too Well	24%	26%	24%
Not at All	15%	23%	17%
DO NOT READ: Don't know / Refused	14%	18%	15%

Table 7: Question #5 without don't know/refused responses

How well do you feel the public transit system meets the needs of Cecil County/New Castle County residents who would like to use trains for transportation? Would you say...	New Castle County	Cecil County	Overall
Very Well	16%	15%	16%
Somewhat Well	38%	24%	36%
Not Too Well	28%	32%	28%
Not at All	18%	29%	19%

Table 8: Question #6 with don't know/refused responses

How well do you feel the public transit system meets the needs of Cecil County/New Castle County residents who would like to use buses? Would you say...	New Castle County	Cecil County	Overall
Very Well	14%	5%	13%
Somewhat Well	39%	34%	38%
Not Too Well	24%	28%	25%
Not at All	6%	18%	8%
DO NOT READ: Don't know / Refused	16%	14%	16%

Table 9: Question #6 without don't know/refused responses

How well do you feel the public transit system meets the needs of Cecil County/New Castle County residents who would like to use buses? Would you say...	New Castle County	Cecil County	Overall
Very Well	17%	6%	15%
Somewhat Well	47%	40%	46%
Not Too Well	29%	33%	29%
Not at All	8%	21%	10%

Table 10: Question #7 with don't know/refused responses

How well do you feel the transportation system meets the needs of Cecil County/New Castle County pedestrians or residents who would like to walk? This would include things like sidewalks and crosswalks.	New Castle County	Cecil County	Overall
Very Well	23%	16%	22%
Somewhat Well	40%	37%	39%
Not Too Well	23%	28%	24%
Not at All	11%	16%	12%
DO NOT READ: Don't know / Refused	3%	3%	3%

Table 11: Question #7 without don't know/refused responses

How well do you feel the transportation system meets the needs of Cecil County/New Castle County pedestrians or residents who would like to walk? This would include things like sidewalks and crosswalks.	New Castle County	Cecil County	Overall
Very Well	24%	16%	23%
Somewhat Well	41%	38%	41%
Not Too Well	24%	29%	24%
Not at All	11%	17%	12%

Table 12: Question #8 with don't know/refused responses

How well do you feel the transportation system meets the needs of Cecil County/New Castle County bicyclists or residents who like to bike? This would include things like bike lanes and bicycle parking.	New Castle County	Cecil County	Overall
Very Well	20%	17%	19%
Somewhat Well	35%	32%	35%
Not Too Well	28%	36%	29%
Not at All	13%	13%	13%
DO NOT READ: Don't know / Refused	4%	2%	3%

Table 13: Question #8 without don't know/refused responses

How well do you feel the transportation system meets the needs of Cecil County/New Castle County bicyclists or residents who like to bike? This would include things like bike lanes and bicycle parking.	New Castle County	Cecil County	Overall
Very Well	21%	17%	20%
Somewhat Well	37%	33%	36%
Not Too Well	29%	37%	30%
Not at All	14%	14%	14%

Table 14: Question #9 with don't know/refused responses

What do you think is the biggest transportation problem facing Cecil County/New Castle County today?*	New Castle County	Cecil County	Overall
NET: Public Transportation, Buses, Trains	31%	36%	32%
Lack of/poor bus service	16%	12%	16%
Public transportation - General, Other	8%	16%	10%
Lack of/poor train service	7%	7%	7%
Transportation for seniors/disabled	1%	1%	1%
NET: Construction, Projects, Design of Road	26%	14%	24%
Infrastructure, Road Capacity/Design	12%	13%	13%
Extensive Construction	14%	1%	12%
Congestion or Traffic	22%	13%	21%
NET: Pedestrian, Sidewalk, Bike problems	11%	16%	12%
Problems for walking /sidewalks	8%	11%	9%
Problems for Biking	7%	6%	7%
Maintenance, Potholes, Condition of Road/Bridges	7%	15%	8%
Poor driving/lack of Police enforcement	4%	1%	3%
Cost of transportation	2%	5%	2%
Other	4%	1%	4%
None, there really isn't any transportation problem	1%	3%	1%
Don't know/Refused	9%	8%	9%

*Respondents could answer this question in their own words. Verbatim responses can be found in Appendix B:

Verbatim Responses to Open-ended Questions, Percents may add to more than 100% as more than one category may have been assigned to an individual respondent's response.

Table 15: Question #8 without don't know/refused responses

What do you think is the biggest transportation problem facing Cecil County/New Castle County today?*	New Castle County	Cecil County	Overall
NET: Public Transportation, Buses, Trains	34%	39%	35%
Lack of/poor bus service	18%	13%	17%
Public transportation - General, Other	9%	17%	10%
Lack of/poor train service	8%	7%	8%
Transportation for seniors/disabled	2%	2%	2%
NET: Construction, Projects, Design of Road	28%	15%	26%
Infrastructure, Road Capacity/Design	14%	14%	14%
Extensive Construction	15%	1%	13%
Congestion or Traffic	25%	14%	23%
NET: Pedestrian, Sidewalk, Bike problems	12%	18%	13%
Problems for walking /sidewalks	9%	12%	10%
Problems for Biking	8%	6%	7%
Maintenance, Potholes, Condition of Road/Bridges	7%	16%	9%
Poor driving/lack of Police enforcement	4%	1%	4%
Cost of transportation	2%	5%	2%
Other	5%	1%	4%

None, there really isn't any transportation problem	1%	3%	1%
---	----	----	----

**Respondents could answer this question in their own words. Verbatim responses can be found in Appendix B: Verbatim Responses to Open-ended Questions, Percents may add to more than 100% as more than one category may have been assigned to an individual respondent's response.*

Table 16: Question #10 with don't know/refused responses

In your opinion, which one of the following is the best long-term solution to reduce traffic congestion? Would you say...	New Castle County	Cecil County	Overall
Improving public transit	27%	31%	28%
Improving signal timing or other technological improvement	22%	19%	22%
Creating communities where people do not have to drive as much	21%	15%	20%
Building new roads	15%	17%	16%
Encouraging carpooling, walking or biking	11%	10%	11%
Don't know/refused	3%	8%	4%

Table 17: Question #10 without don't know/refused responses

In your opinion, which one of the following is the best long-term solution to reduce traffic congestion? Would you say...	New Castle County	Cecil County	Overall
Improving public transit	28%	34%	29%
Improving signal timing or other technological improvement	23%	21%	23%
Creating communities where people do not have to drive as much	22%	16%	21%
Building new roads	16%	18%	16%
Encouraging carpooling, walking or biking	11%	11%	11%

Table 18: Question #11 with don't know/refused responses

How often do you use the following modes of transportation? What about driving alone in a motor vehicle? Would you say...	New Castle County	Cecil County	Overall
Never	9%	6%	9%
Less than once a month	3%	2%	3%
A few times a month	7%	5%	7%
A few times a week	15%	20%	15%
4 or more times a week	66%	67%	66%
Don't know/refused	0%	-	0%

Table 19: Question #11 without don't know/refused responses

How often do you use the following modes of transportation? What about driving alone in a motor vehicle? Would you say...	New Castle County	Cecil County	Overall
Never	9%	6%	9%
Less than once a month	3%	2%	3%
A few times a month	7%	5%	7%
A few times a week	15%	20%	15%
4 or more times a week	67%	67%	67%

Table 20: Question #12 with don't know/refused responses

What about driving with others, not in your household, whether informally, or in a formal carpool or van pool? Would you say...	New Castle County	Cecil County	Overall
Never	53%	57%	54%
Less than once a month	19%	12%	18%
A few times a month	15%	12%	15%
A few times a week	10%	11%	10%
4 or more times a week	3%	5%	3%
Don't know/refused	-	2%	0%

Table 21: Question #12 without don't know/refused responses

What about driving with others, not in your household, whether informally, or in a formal carpool or van pool? Would you say...	New Castle County	Cecil County	Overall
Never	53%	59%	54%
Less than once a month	19%	12%	18%
A few times a month	15%	13%	15%
A few times a week	10%	12%	10%
4 or more times a week	3%	5%	3%

Table 22: Question #13 with don't know/refused responses

Taking a taxi or ride share like Uber or Lyft?	New Castle County	Cecil County	Overall
Never	71%	86%	73%
Less than once a month	21%	10%	19%
A few times a month	6%	4%	5%
A few times a week	2%	-	2%
4 or more times a week	1%	-	1%
DO NOT READ: Don't know / Refused	0%	0%	0%

Table 23: Question #13 without don't know/refused responses

Taking a taxi or ride share like Uber or Lyft?	New Castle County	Cecil County	Overall
Never	71%	86%	73%
Less than once a month	21%	10%	19%
A few times a month	6%	4%	5%
A few times a week	2%	-	2%
4 or more times a week	1%	-	1%

Table 24: Question #14 with don't know/refused responses

What about public transit, including buses and trains?	New Castle County	Cecil County	Overall
Never	61%	70%	62%
Less than once a month	27%	22%	26%
A few times a month	6%	5%	6%
A few times a week	2%	3%	2%
4 or more times a week	4%	1%	4%
Don't know/refused	0%	-	0%

Table 25: Question #14 without don't know/refused responses

What about public transit, including buses and trains?	New Castle County	Cecil County	Overall
Never	61%	70%	62%
Less than once a month	27%	22%	26%
A few times a month	6%	5%	6%
A few times a week	2%	3%	2%
4 or more times a week	4%	1%	4%

Table 26: Question #15 with don't know/refused responses

What about Paratransit, a door-to-door service for people with a physical or cognitive disability?	New Castle County	Cecil County	Overall
Never	96%	94%	96%
Less than once a month	1%	2%	1%
A few times a month	1%	1%	1%
A few times a week	1%	2%	1%
4 or more times a week	1%	0%	1%
Don't know/refused	0%	1%	0%

Table 27: Question #15 without don't know/refused responses

What about Paratransit, a door-to-door service for people with a physical or cognitive disability?	New Castle County	Cecil County	Overall
Never	96%	95%	96%
Less than once a month	1%	2%	1%
A few times a month	1%	1%	1%
A few times a week	1%	2%	1%
4 or more times a week	1%	0%	1%

Table 28: Question #16 with don't know/refused responses

Bicycling	New Castle County	Cecil County	Overall
Never	64%	73%	65%
Less than once a month	13%	9%	12%
A few times a month	15%	16%	15%
A few times a week	8%	3%	7%
4 or more times a week	1%	0%	1%
Don't know/refused	0%	-	0%

Table 29: Question #16 without don't know/refused responses

Bicycling	New Castle County	Cecil County	Overall
Never	64%	73%	65%
Less than once a month	13%	9%	12%
A few times a month	15%	16%	15%
A few times a week	8%	3%	7%
4 or more times a week	1%	0%	1%

Table 30: Question #17 with don't know/refused responses

Walking	New Castle County	Cecil County	Overall
Never	18%	26%	19%
Less than once a month	11%	6%	10%
A few times a month	20%	21%	20%
A few times a week	27%	26%	27%
4 or more times a week	24%	20%	23%
Don't know/refused	0%	0%	0%

Table 31: Question #17 without don't know/refused responses

Walking	New Castle County	Cecil County	Overall
Never	18%	26%	19%
Less than once a month	11%	6%	10%
A few times a month	20%	21%	20%
A few times a week	27%	26%	27%
4 or more times a week	24%	21%	23%

Table 32: Question #18 with don't know/refused responses

You indicated that you walk less than once a month. Could you tell me if you have a health or mobility issue that prevents you from being able to walk?	New Castle County	Cecil County	Overall
Yes	24%	28%	24%
No	76%	72%	75%
DO NOT READ: Don't know / Refused	0%	-	0%

Table 33: Question #18 without don't know/refused responses

You indicated that you walk less than once a month. Could you tell me if you have a health or mobility issue that prevents you from being able to walk?	New Castle County	Cecil County	Overall
Yes	24%	28%	24%
No	76%	72%	76%

Table 34: Question #19 with don't know/refused responses

What are the main reasons you do not walk?* [Among those walking less often than monthly and <u>not</u> indicating a health/mobility issue]	New Castle County	Cecil County	Overall
NET: Great Distances/Inconvenience	48%	49%	48%
Distance to destination/Nothing within walking distance	39%	49%	41%
Takes too long/not Convenient	8%	-	7%
Safety/no sidewalks	20%	25%	20%
Have Car/Prefer to Drive/ Need car	15%	10%	14%
Busy/Time stressed	6%	16%	7%
Exercise in other ways	6%	2%	5%
Laziness	2%	1%	2%
Too old (no mention of mobility issue)	2%	-	2%
Weather/Conditions	-	2%	0%
Other	6%	8%	6%
Don't know/refused	7%	1%	6%

**Respondents could answer this question in their own words. Verbatim responses can be found in Appendix B: Verbatim Responses to Open-ended Questions, Percents may add to more than 100% as more than one category may have been assigned to an individual respondent's response.*

Table 35: Question #19 without don't know/refused responses

What are the main reasons you do not walk?* [Among those walking less often than monthly and <u>not</u> indicating a health/mobility issue]	New Castle County	Cecil County	Overall
NET: Great Distances/Inconvenience	52%	49%	51%
Distance to destination/Nothing within walking distance	42%	49%	44%
Takes too long/not Convenient	9%	-	8%
Safety/no sidewalks	21%	25%	22%
Have Car/Prefer to Drive/ Need car	16%	10%	15%
Busy/Time stressed	6%	16%	8%
Exercise in other ways	7%	2%	6%
Laziness	2%	1%	2%
Too old (no mention of mobility issue)	2%	-	2%
Weather/Conditions	-	2%	0%
Other	6%	8%	7%

**Respondents could answer this question in their own words. Verbatim responses can be found in Appendix B: Verbatim Responses to Open-ended Questions, Percents may add to more than 100% as more than one category may have been assigned to an individual respondent's response.*

Table 36: Question #18/19 with don't know/refused responses

What are the main reasons you do not walk?* [Among <u>all</u> walking less often than monthly]	New Castle County	Cecil County	Overall
NET: Great Distances/Inconvenience	37%	35%	36%
Distance to destination/Nothing within walking distance	30%	35%	31%
Takes too long/not Convenient	6%	-	5%
Health/mobility issue	24%	28%	24%
Safety/no sidewalks	15%	18%	15%
Have Car/Prefer to Drive/ Need car	11%	7%	10%
Busy/Time stressed	4%	11%	6%
Exercise in other ways	5%	2%	4%
Laziness	1%	1%	1%
Too old (no mention of mobility issue)	1%	-	1%
Weather/Conditions	-	1%	0%
Other	4%	6%	5%
Don't know/refused	6%	1%	5%

**Respondents could answer this question in their own words. Verbatim responses can be found in Appendix B: Verbatim Responses to Open-ended Questions, Percents may add to more than 100% as more than one category may have been assigned to an individual respondent's response.*

Table 37: Question #18/19 without don't know/refused responses

What are the main reasons you do not walk?* [Among <u>all</u> walking less often than monthly]	New Castle County	Cecil County	Overall
NET: Great Distances/Inconvenience	39%	35%	38%
Distance to destination/Nothing within walking distance	32%	35%	32%
Takes too long/not Convenient	7%	-	6%
Health/mobility issue	25%	29%	26%
Safety/no sidewalks	16%	18%	16%
Have Car/Prefer to Drive/ Need car	12%	7%	11%
Busy/Time stressed	5%	11%	6%
Exercise in other ways	5%	2%	4%
Laziness	1%	1%	1%
Too old (no mention of mobility issue)	2%	-	1%
Weather/Conditions	-	1%	0%
Other	5%	6%	5%

**Respondents could answer this question in their own words. Verbatim responses can be found in Appendix B: Verbatim Responses to Open-ended Questions, Percents may add to more than 100% as more than one category may have been assigned to an individual respondent's response.*

Table 38: Question #20 with don't know/refused responses

You indicated that you bike less than once a month. Could you tell me if you have a health or mobility issue that prevents you from being able to bike?	New Castle County	Cecil County	Overall
Yes	21%	16%	20%
No	79%	83%	79%
DO NOT READ: Don't know / Refused	1%	0%	0%

Table 39: Question #20 without don't know/refused responses

You indicated that you bike less than once a month. Could you tell me if you have a health or mobility issue that prevents you from being able to bike?	New Castle County	Cecil County	Overall
Yes	21%	16%	20%
No	79%	84%	80%
Total	21%	16%	20%

Table 40: Question #21 with don't know/refused responses

What are the main reasons you do not bike?* [Among those biking less often than monthly and <u>not</u> indicating a health/mobility issue]	New Castle County	Cecil County	Overall
NET: Dangerous to bike	34%	27%	32%
Safety/Lack of Bike paths/trails	20%	15%	19%
Narrow roads/no bike lanes/shoulder	14%	11%	14%
Don't own a bike	23%	27%	24%
NET: Great Distances/Inconvenience	13%	12%	13%
Distance to destination/Nothing within biking distance	6%	10%	7%
Takes too long/Not Convenient	7%	2%	7%
Busy/Time stressed	5%	10%	6%
Don't know how/Can't ride well	6%	3%	6%
Don't want to/Don't like it	6%	2%	5%
Have Car/Prefer to Drive/ Need car	5%	1%	5%
Like/Prefer to walk	4%	4%	4%
Laziness	3%	6%	4%
Too old (no mention of mobility issue)	2%	6%	3%
Physical Barriers (Weather, hills, etc)	2%	3%	2%
Exercise in other ways	1%	-	1%
Other	5%	7%	5%
Don't know/refused	4%	1%	3%

**Respondents could answer this question in their own words. Verbatim responses can be found in Appendix B: Verbatim Responses to Open-ended Questions, Percents may add to more than 100% as more than one category may have been assigned to an individual respondent's response.*

Table 41: Question #21 without don't know/refused responses

What are the main reasons you do not bike?* [Among those biking less often than monthly and <u>not</u> indicating a health/mobility issue]	New Castle County	Cecil County	Overall
NET: Dangerous to bike	35%	27%	34%
Safety/Lack of Bike paths/trails	20%	15%	20%
Narrow roads/no bike lanes/shoulder	15%	11%	14%
Don't own a bike	24%	28%	25%
NET: Great Distances/Inconvenience	14%	12%	14%
Distance to destination/Nothing within biking distance	6%	10%	7%
Takes too long/Not Convenient	8%	2%	7%
Busy/Time stressed	6%	10%	6%
Don't know how/Can't ride well	6%	3%	6%
Don't want to/Don't like it	6%	2%	5%
Have Car/Prefer to Drive/ Need car	6%	1%	5%
Like/Prefer to walk	5%	4%	4%
Laziness	3%	7%	4%
Too old (no mention of mobility issue)	2%	6%	3%
Physical Barriers (Weather, hills, etc)	2%	3%	2%
Exercise in other ways	2%	-	1%
Other	5%	7%	5%

**Respondents could answer this question in their own words. Verbatim responses can be found in Appendix B: Verbatim Responses to Open-ended Questions, Percents may add to more than 100% as more than one category may have been assigned to an individual respondent's response.*

Table 42: Question #20/21 with don't know/refused responses

What are the main reasons you do not bike?* [Among all biking less often than monthly]	New Castle County	Cecil County	Overall
NET: Dangerous to bike	27%	22%	26%
Safety/Lack of Bike paths/trails	16%	13%	15%
Narrow roads/no bike lanes/shoulder	11%	9%	11%
Health/mobility issue	21%	16%	20%
Don't own a bike	18%	23%	19%
NET: Great Distances/Inconvenience	11%	10%	10%
Distance to destination/Nothing within biking distance	5%	8%	5%
Takes too long/Not Convenient	6%	2%	5%
Busy/Time stressed	4%	8%	5%
Don't know how/Can't ride well	5%	2%	5%
Don't want to/Don't like it	4%	2%	4%
Have Car/Prefer to Drive/ Need car	4%	1%	4%
Like/Prefer to walk	3%	3%	3%
Laziness	2%	5%	3%
Too old (no mention of mobility issue)	2%	5%	2%
NET: Physical Barriers (Weather, hills, etc)	1%	2%	2%

What are the main reasons you do not bike?*	New Castle County	Cecil County	Overall
[Among all biking less often than monthly]			
Exercise in other ways	1%	-	1%
Other	4%	6%	4%
Don't know/refused	3%	1%	3%

**Respondents could answer this question in their own words. Verbatim responses can be found in Appendix B: Verbatim Responses to Open-ended Questions, Percents may add to more than 100% as more than one category may have been assigned to an individual respondent's response.*

Table 43: Question #20/21 without don't know/refused responses

What are the main reasons you do not bike?*	New Castle County	Cecil County	Overall
[Among all biking less often than monthly]			
NET: Dangerous to bike	27%	22%	27%
Safety/Lack of Bike paths/trails	16%	13%	15%
Narrow roads/no bike lanes/shoulder	11%	10%	11%
Health/mobility issue	22%	16%	21%
Don't own a bike	19%	23%	20%
NET: Great Distances/Inconvenience	11%	10%	11%
Distance to destination/Nothing within biking distance	5%	8%	5%
Takes too long/Not Convenient	6%	2%	5%
Busy/Time stressed	4%	8%	5%
Don't know how/Can't ride well	5%	2%	5%
Don't want to/Don't like it	5%	2%	4%
Have Car/Prefer to Drive/ Need car	4%	1%	4%
Like/Prefer to walk	4%	3%	4%
Laziness	3%	5%	3%
Too old (no mention of mobility issue)	2%	5%	2%
NET: Physical Barriers (Weather, hills, etc)	2%	2%	2%
Exercise in other ways	1%	-	1%
Other	4%	6%	4%

**Respondents could answer this question in their own words. Verbatim responses can be found in Appendix B: Verbatim Responses to Open-ended Questions, Percents may add to more than 100% as more than one category may have been assigned to an individual respondent's response.*

Table 44: Question #22 – “Yes” responses

We'd like to know how often problems with access to transportation prevent you from participating in activities. Does lack of transportation ever limit you from reaching any of the following?	New Castle County	Cecil County	Overall
Your job or desired job	9%	5%	8%
Healthy and affordable grocery shopping	10%	9%	9%
Routine medical care	9%	8%	9%
Social activities	13%	6%	12%

Table 45: Question #23 with not sure/refused responses

I am going to read you a list of five types of transportation improvements. I'd like you to tell me which TWO you think should receive the highest priority for funding?*	New Castle County	Cecil County	Overall
Use more technology to improve the transportation system	49%	39%	48%
Maintain and repair the existing transportation system	46%	48%	46%
Provide more transit, walking or biking options	38%	39%	39%
Increase safety	28%	32%	28%
Build more roads and highways	27%	25%	27%
Other	1%	1%	1%
Not sure/refused	1%	2%	1%

**Percents may add to more than 100% as respondents could give more than one answer*

Table 46: Question #23 without not sure/refused responses

I am going to read you a list of five types of transportation improvements. I'd like you to tell me which TWO you think should receive the highest priority for funding?*	New Castle County	Cecil County	Overall
Use more technology to improve the transportation system	50%	40%	49%
Maintain and repair the existing transportation system	46%	49%	47%
Provide more transit, walking or biking options	39%	40%	39%
Increase safety	28%	33%	29%
Build more roads and highways	27%	26%	27%
Other	1%	1%	1%

**Percents may add to more than 100% as respondents could give more than one answer*

Table 47: Question #24-31 "Support" Summary table with don't know/refused responses

There are always more transportation projects than there is money to pay for them. Please tell me if you support or do not support these funding methods to help close the gap. SUMMARY OF 'SUPPORT'	New Castle County	Cecil County	Overall
Raising tolls	46%	18%	42%
Raising vehicle fuel taxes	27%	18%	25%
Replacing a fuel tax with a tax on vehicle miles traveled, which would mean that those who travel more would pay more	34%	29%	33%
Raising vehicle license and registration fees	36%	31%	35%
An additional fee to license and register inefficient vehicles	48%	41%	47%
Creating new fees paid by developers or those who benefit from the transportation improvements	68%	68%	68%
Delaying or eliminating some projects to save money	54%	60%	55%
Increasing fares on public transit	21%	25%	22%

Table 48: Question #24-31 "Support" Summary table without don't know/refused responses

There are always more transportation projects than there is money to pay for them. Please tell me if you support or do not support these funding methods to help close the gap. SUMMARY OF 'SUPPORT'	New Castle County	Cecil County	Overall
Raising tolls	48%	19%	44%
Raising vehicle fuel taxes	27%	18%	26%
Replacing a fuel tax with a tax on vehicle miles traveled, which would mean that those who travel more would pay more	35%	30%	34%
Raising vehicle license and registration fees	36%	31%	35%
An additional fee to license and register inefficient vehicles	49%	43%	48%
Creating new fees paid by developers or those who benefit from the transportation improvements	72%	71%	72%
Delaying or eliminating some projects to save money	61%	68%	62%
Increasing fares on public transit	22%	26%	23%

Table 49: Question #24 with don't know/refused responses

There are always more transportation projects than there is money to pay for them. Please tell me if you support or do not support these funding methods to help close the gap. How about raising tolls?	New Castle County	Cecil County	Overall
Support	46%	18%	42%
Do not support	49%	80%	54%
DO NOT READ: Don't Know / Refused	5%	1%	4%

Table 50: Question #24 without don't know/refused responses

There are always more transportation projects than there is money to pay for them. Please tell me if you support or do not support these funding methods to help close the gap. How about raising tolls?	New Castle County	Cecil County	Overall
Support	48%	19%	44%
Do not support	52%	81%	56%

Table 51: Question #25 with don't know/refused responses

What about raising vehicle fuel taxes?	New Castle County	Cecil County	Overall
Support	27%	18%	25%
Do not support	72%	81%	73%
DO NOT READ: Don't Know / Refused	2%	1%	2%

Table 52: Question #25 without don't know/refused responses

What about raising vehicle fuel taxes?	New Castle County	Cecil County	Overall
Support	27%	18%	26%
Do not support	73%	82%	74%

Table 53: Question #26 with don't know/refused responses

What about replacing a fuel tax with a tax on vehicle miles traveled, which would mean that those who travel more would pay more?	New Castle County	Cecil County	Overall
Support	34%	29%	33%
Do not support	63%	69%	64%
DO NOT READ: Don't Know / Refused	3%	1%	3%

Table 54: Question #26 without don't know/refused responses

What about replacing a fuel tax with a tax on vehicle miles traveled, which would mean that those who travel more would pay more?	New Castle County	Cecil County	Overall
Support	35%	30%	34%
Do not support	65%	70%	66%

Table 55: Question #27 with don't know/refused responses

What about raising vehicle license and registration fees?	New Castle County	Cecil County	Overall
Support	36%	31%	35%
Do not support	64%	68%	64%
DO NOT READ: Don't Know / Refused	1%	1%	1%

Table 56: Question #27 without don't know/refused responses

What about raising vehicle license and registration fees?	New Castle County	Cecil County	Overall
Support	36%	31%	35%
Do not support	64%	69%	65%

Table 57: Question #28 with don't know/refused responses

What about an additional fee to license and register inefficient vehicles?	New Castle County	Cecil County	Overall
Support	48%	41%	47%
Do not support	50%	56%	51%
DO NOT READ: Don't Know / Refused	2%	3%	2%

Table 58: Question #28 without don't know/refused responses

What about an additional fee to license and register inefficient vehicles?	New Castle County	Cecil County	Overall
Support	49%	43%	48%
Do not support	51%	57%	52%

Table 59: Question #29 with don't know/refused responses

What about creating new fees paid by developers or those who benefit from the transportation improvements?	New Castle County	Cecil County	Overall
Support	68%	68%	68%
Do not support	27%	28%	27%
DO NOT READ: Don't Know / Refused	5%	3%	5%

Table 60: Question #29 without don't know/refused responses

What about creating new fees paid by developers or those who benefit from the transportation improvements?	New Castle County	Cecil County	Overall
Support	72%	71%	72%
Do not support	28%	29%	28%

Table 61: Question #30 with don't know/refused responses

What about delaying or eliminating some projects to save money?	New Castle County	Cecil County	Overall
Support	54%	60%	55%
Do not support	34%	28%	33%
DO NOT READ: Don't Know / Refused	11%	12%	12%

Table 62: Question #30 without don't know/refused responses

What about delaying or eliminating some projects to save money?	New Castle County	Cecil County	Overall
Support	61%	68%	62%
Do not support	39%	32%	38%

Table 63: Question #31 with don't know/refused responses

What about increasing fares on public transit?	New Castle County	Cecil County	Overall
Support	21%	25%	22%
Do not support	74%	69%	73%
DO NOT READ: Don't Know / Refused	5%	6%	5%

Table 64: Question #31 without don't know/refused responses

What about increasing fares on public transit?	New Castle County	Cecil County	Overall
Support	22%	26%	23%
Do not support	78%	74%	77%

Table 65: Question #32 with don't know/refused responses

Are there other things that the state should do to close the funding gap for transportation?*	New Castle County	Cecil County	Overall
Budget, Efficiency, Money Management, cut Waste, Prioritize	11%	21%	13%
NET: Increase Revenues	11%	8%	10%
Raise Taxes -General, and on People	4%	7%	5%
Fundraising, Lotteries, Ticketing road violations, Cut subsidies	4%	1%	4%
Raise Taxes on companies	2%	-	2%
Methods mentioned in previous questions	4%	5%	4%
Transportation Improvements, Transit, Electric vehicles, Roadways	3%	5%	3%
Political, More Federal funding	2%	1%	2%
Cut politicians'/officials' salaries	1%	1%	1%
Other	2%	1%	2%
None	45%	37%	44%
Don't know/refused	21%	22%	21%

**Respondents could answer this question in their own words. Verbatim responses can be found in Appendix B: Verbatim Responses to Open-ended Questions, Percents may add to more than 100% as more than one category may have been assigned to an individual respondent's response.*

Table 66: Question #32 without don't know/refused responses

Are there other things that the state should do to close the funding gap for transportation?*	New Castle County	Cecil County	Overall
Budget, Efficiency, Money Management, cut Waste, Prioritize	33%	52%	36%
NET: Increase Revenues	32%	19%	29%
Raise Taxes -General, and on People	13%	16%	14%
Fundraising, Lotteries, Ticketing road violations, Cut subsidies	12%	3%	10%
Raise Taxes on companies	7%	-	6%
Methods mentioned in previous questions	11%	13%	12%
Transportation Improvements, Transit, Electric vehicles, Roadways	9%	11%	9%
Political, More Federal funding	6%	1%	5%
Cut politicians'/officials' salaries	4%	2%	3%
Other	7%	2%	6%

**Percents may add to more than 100% as respondents could give more than one answer*

Table 67: Question #33 with don't know/refused responses

Next, I am going to read you a list of issues. For each please tell me if you think it is essential, important, somewhat important or not very important to address each of the following. What about reducing traffic congestion?	New Castle County	Cecil County	Overall
Essential	30%	17%	28%
Important	51%	40%	49%
Somewhat important	15%	21%	16%
Not very important	4%	21%	6%
Don't know/not sure/refused	1%	1%	1%

Table 68: Question #33 without don't know/refused responses

Next, I am going to read you a list of issues. For each please tell me if you think it is essential, important, somewhat important or not very important to address each of the following. What about reducing traffic congestion?	New Castle County	Cecil County	Overall
Essential	30%	17%	28%
Important	51%	41%	50%
Somewhat important	15%	21%	16%
Not very important	4%	21%	6%

Table 69: Question #34 with don't know/refused responses

Improving bus and train service?	New Castle County	Cecil County	Overall
Essential	34%	23%	32%
Important	45%	44%	45%
Somewhat important	14%	17%	14%
Not very important	6%	12%	7%
Don't know/not sure/refused	2%	4%	2%

Table 70: Question #34 without don't know/refused responses

Improving bus and train service?	New Castle County	Cecil County	Overall
Essential	35%	23%	33%
Important	46%	46%	46%
Somewhat important	14%	18%	14%
Not very important	6%	13%	7%

Table 71: Question #35 with don't know/refused responses

Revitalizing existing communities and downtowns?	New Castle County	Cecil County	Overall
Essential	30%	24%	29%

Revitalizing existing communities and downtowns?	New Castle County	Cecil County	Overall
Important	40%	37%	40%
Somewhat important	16%	23%	17%
Not very important	11%	14%	12%
Don't know/not sure/refused	3%	1%	3%

Table 72: Question #35 without don't know/refused responses

Revitalizing existing communities and downtowns?	New Castle County	Cecil County	Overall
Essential	30%	25%	30%
Important	42%	38%	41%
Somewhat important	17%	23%	18%
Not very important	11%	15%	12%

Table 73: Question #36 with don't know/refused responses

Improving facilities for biking and walking?	New Castle County	Cecil County	Overall
Essential	27%	20%	26%
Important	42%	43%	43%
Somewhat important	19%	21%	19%
Not very important	11%	15%	12%
Don't know/not sure/refused	1%	0%	1%

Table 74: Question #36 without don't know/refused responses

Improving facilities for biking and walking?	New Castle County	Cecil County	Overall
Essential	27%	20%	26%
Important	43%	43%	43%
Somewhat important	19%	21%	19%
Not very important	11%	15%	12%

Table 75: Question #37 with don't know/refused responses

Preserving open space and farmland?	New Castle County	Cecil County	Overall
Essential	45%	40%	44%
Important	37%	43%	38%
Somewhat important	11%	13%	12%
Not very important	5%	3%	5%
Don't know/not sure/refused	1%	0%	1%

Table 76: Question #37 without don't know/refused responses

Preserving open space and farmland?	New Castle County	Cecil County	Overall
Essential	46%	40%	45%
Important	38%	43%	39%
Somewhat important	11%	13%	12%
Not very important	5%	3%	5%

Table 77: Question #38 with don't know/refused responses

Planning for the effects of rising sea levels on transportation infrastructure?	New Castle County	Cecil County	Overall
Essential	32%	29%	31%
Important	35%	26%	33%
Somewhat important	12%	15%	13%
Not very important	14%	22%	15%
Don't know/not sure/refused	7%	8%	7%

Table 78: Question #38 without don't know/refused responses

Planning for the effects of rising sea levels on transportation infrastructure?	New Castle County	Cecil County	Overall
Essential	34%	32%	34%
Important	37%	28%	36%
Somewhat important	13%	16%	14%
Not very important	15%	24%	16%

Table 79: Question #39 with don't know/refused responses

Developing infrastructure to support automated, self-driving vehicles?	New Castle County	Cecil County	Overall
Essential	10%	13%	10%
Important	25%	16%	24%
Somewhat important	20%	14%	19%
Not very important	42%	55%	44%
Don't know/not sure/refused	3%	2%	3%

Table 80: Question #39 without don't know/refused responses

Developing infrastructure to support automated, self-driving vehicles?	New Castle County	Cecil County	Overall
Essential	10%	13%	11%
Important	26%	17%	24%
Somewhat important	21%	15%	20%
Not very important	43%	56%	45%

Table 81: Question #40 with don't know/refused responses

Developing or supporting infrastructure for no or low-polluting alternative fuel vehicles, such as charging stations for electric vehicles?	New Castle County	Cecil County	Overall
Essential	28%	23%	27%
Important	39%	26%	37%
Somewhat important	18%	15%	17%
Not very important	14%	34%	17%
Don't know/not sure/refused	2%	2%	2%

Table 82: Question #40 without don't know/refused responses

Developing or supporting infrastructure for no or low-polluting alternative fuel vehicles, such as charging stations for electric vehicles?	New Castle County	Cecil County	Overall
Essential	28%	24%	27%
Important	39%	26%	37%
Somewhat important	18%	15%	18%
Not very important	14%	35%	18%

Table 83: Question #41 with don't know/refused responses

Ensuring access to public transit by everyone, especially those who are unable to drive or do not own a car.	New Castle County	Cecil County	Overall
Essential	61%	45%	58%
Important	31%	43%	33%
Somewhat important	6%	10%	7%
Not very important	2%	2%	2%
Don't know/not sure/refused	0%	-	0%

Table 84: Question #41 without don't know/refused responses

Ensuring access to public transit by everyone, especially those who are unable to drive or do not own a car.	New Castle County	Cecil County	Overall
Essential	61%	45%	58%
Important	31%	43%	33%
Somewhat important	6%	10%	7%
Not very important	2%	2%	2%

Table 85: Question #42 with don't know/refused responses

Connecting neighborhoods to each other and nearby destinations?	New Castle County	Cecil County	Overall
Essential	18%	13%	18%
Important	38%	39%	38%
Somewhat important	25%	22%	25%
Not very important	15%	23%	16%
Don't know/not sure/refused	4%	2%	3%

Table 86: Question #42 without don't know/refused responses

Connecting neighborhoods to each other and nearby destinations?	New Castle County	Cecil County	Overall
Essential	19%	14%	18%
Important	40%	40%	40%
Somewhat important	26%	23%	26%
Not very important	15%	24%	16%

Table 87: Question #43 with don't know/refused responses

Do you feel that it is always, sometimes or never appropriate to mix office and retail with residential development?	New Castle County	Cecil County	Overall
Always appropriate	12%	14%	12%
Sometimes appropriate	69%	66%	69%
Never appropriate	15%	18%	15%
DO NOT READ: Don't know / Not sure / Refused	5%	2%	4%

Table 88: Question #43 without don't know/refused responses

Do you feel that it is always, sometimes or never appropriate to mix office and retail with residential development?	New Castle County	Cecil County	Overall
Always appropriate	12%	14%	13%
Sometimes appropriate	72%	68%	72%
Never appropriate	15%	18%	16%

Table 89: Question #44 with don't know/refused responses

Do you agree or disagree that development and transportation projects should be concentrated to areas with higher population and employment, and projects in rural areas should be limited to those that maintain existing systems and improve safety?	New Castle County	Cecil County	Overall
Agree	64%	73%	66%
Disagree	31%	26%	30%
DO NOT READ: Don't know / Not sure / Refused	5%	1%	4%

Table 90: Question #44 without don't know/refused responses

Do you agree or disagree that development and transportation projects should be concentrated to areas with higher population and employment, and projects in rural areas should be limited to those that maintain existing systems and improve safety?	New Castle County	Cecil County	Overall
Agree	67%	73%	68%
Disagree	33%	27%	32%

Table 91: Question #45 with don't know/refused responses

Do you agree or disagree that more funding should be devoted to bicycling, walking and public transit?	New Castle County	Cecil County	Overall
Agree	78%	73%	77%
Disagree	18%	26%	19%
DO NOT READ: Don't know / Not sure / Refused	4%	2%	3%

Table 92: Question #45 without don't know/refused responses

Do you agree or disagree that more funding should be devoted to bicycling, walking and public transit?	New Castle County	Cecil County	Overall
Agree	81%	74%	80%
Disagree	19%	26%	20%

Table 93: Question #46 with don't know/refused responses

Have you heard of the Air Quality Partnership of Delaware?	New Castle County	Cecil County	Overall
Yes	22%	9%	20%
No	77%	90%	79%
Don't know/refused	1%	0%	1%

Table 94: Question #46 without don't know/refused responses

Have you heard of the Air Quality Partnership of Delaware?	New Castle County	Cecil County	Overall
Yes	23%	9%	21%
No	77%	91%	79%

Table 95: Question #47 with don't know/refused responses

What, if anything, would you be willing to do to improve air quality in our region? examples include walking or taking transit instead of driving, refueling your car in the evening, or replacing your gas powered lawn mower with an electric one. *	New Castle County	Cecil County	Overall
Use Electric Mowers, tools, appliances	24%	23%	24%
Refueling during a certain time of day	23%	26%	23%
Walking	19%	13%	18%
Public Transit	10%	5%	9%
Electric/Hybrid Vehicles/fuel efficient/low emission	8%	7%	8%
Drive less, efficient trips	8%	6%	7%
All the above (examples in question)	7%	7%	7%
Biking	5%	1%	4%
Yard/garden changes, planting trees	2%	1%	2%
Car Pooling	1%	3%	2%
Shop locally	0%	-	0%
Other	7%	2%	6%
Nothing	8%	14%	9%
Don't know/refused	10%	10%	10%

**Respondents could answer this question in their own words. Verbatim responses can be found in Appendix B: Verbatim Responses to Open-ended Questions, Percents may add to more than 100% as more than one category may have been assigned to an individual respondent's response.*

Table 96: Question #47 without nothing, don't know/refused responses

What, if anything, would you be willing to do to improve air quality in our region? examples include walking or taking transit instead of driving, refueling your car in the evening, or replacing your gas powered lawn mower with an electric one. *	New Castle County	Cecil County	Overall
Use Electric Mowers, tools, appliances	29%	30%	29%
Refueling during a certain time of day	28%	34%	29%
Walking	23%	18%	22%
Public Transit	12%	6%	11%
Electric/Hybrid Vehicles/fuel efficient/low emission	9%	9%	9%
Drive less, efficient trips	9%	8%	9%
All the above (examples in question)	9%	9%	9%
Biking	6%	1%	5%
Yard/garden changes, planting trees	2%	2%	2%
Car Pooling	2%	4%	2%
Other	9%	3%	8%

**Respondents could answer this question in their own words. Verbatim responses can be found in Appendix B: Verbatim Responses to Open-ended Questions, Percents may add to more than 100% as more than one category may have been assigned to an individual respondent's response.*

Table 97: Question #48 with don't know/refused responses

As I stated in the beginning, this survey is being conducted by WILMAPCO, the Wilmington Area Planning Council. Are you familiar with this organization?	New Castle County	Cecil County	Overall
Yes	29%	24%	28%
No	70%	76%	71%
DO NOT READ: Not sure / Don't know / Refused	1%	0%	1%

Table 98: Question #48 without don't know/refused responses

As I stated in the beginning, this survey is being conducted by WILMAPCO, the Wilmington Area Planning Council. Are you familiar with this organization?	New Castle County	Cecil County	Overall
Yes	29%	24%	29%
No	71%	76%	71%

Table 99: Question #49 with don't know/refused responses

Please tell me if you agree or disagree with the following statements. "I am aware of how transportation projects are selected"	New Castle County	Cecil County	Overall
Agree	23%	23%	23%
Disagree	75%	77%	76%
DO NOT READ: Don't know / Refused	1%	0%	1%

Table 100: Question #49 without don't know/refused responses

Please tell me if you agree or disagree with the following statements. "I am aware of how transportation projects are selected"	New Castle County	Cecil County	Overall
Agree	23%	23%	23%
Disagree	77%	77%	77%

Table 101: Question #50 with don't know/refused responses

Please tell me if you agree or disagree with the following statements. "I am familiar with the long-range regional transportation plan"	New Castle County	Cecil County	Overall
Agree	20%	16%	19%
Disagree	79%	82%	80%
DO NOT READ: Don't know / Refused	1%	3%	1%

Table 102: Question #50 without don't know/refused responses

Please tell me if you agree or disagree with the following statements. "I am familiar with the long-range regional transportation plan"	New Castle County	Cecil County	Overall
Agree	20%	16%	19%
Disagree	80%	84%	81%

Table 103: Question #51 with don't know/refused responses

Please tell me if you agree or disagree with the following statements. "I am familiar with the Transportation Improvement Program, or TIP"	New Castle County	Cecil County	Overall
Agree	20%	13%	19%
Disagree	78%	86%	79%
DO NOT READ: Don't know / Refused	2%	1%	1%

Table 104: Question #51 without don't know/refused responses

Please tell me if you agree or disagree with the following statements. "I am familiar with the Transportation Improvement Program, or TIP"	New Castle County	Cecil County	Overall
Agree	21%	13%	19%
Disagree	79%	87%	81%

Table 105: Question #52 with don't know/refused responses

Please tell me if you agree or disagree with the following statements. "Transportation planning is done well in Cecil County/New Castle County"	New Castle County	Cecil County	Overall
Agree	30%	39%	31%
Disagree	53%	47%	52%
DO NOT READ: Don't know / Refused	17%	14%	16%

Table 106: Question #52 without don't know/refused responses

Please tell me if you agree or disagree with the following statements. "Transportation planning is done well in Cecil County/New Castle County"	New Castle County	Cecil County	Overall
Agree	36%	45%	37%
Disagree	64%	55%	63%

Table 107: Question #53 with don't know/refused responses: Agree Transportation Planning is Done Well

Why did you agree "Transportation planning is done well in Cecil County/New Castle County"	New Castle County	Cecil County	Overall
NET: Transportation System	37%	33%	36%
Public Transportation, Buses, Trains. taxis working	20%	9%	18%
Roads are working, Road/bridge improvements	16%	18%	16%
Transportation system -general	5%	6%	6%
NET: Good Job	26%	16%	24%
They do good work, have good ideas, doing projects/construction	14%	4%	12%
Improvements/Getting better	9%	5%	8%
Doing their best/Trying	4%	7%	4%
General-No Issues, everything works, I can get around	9%	34%	13%
Heard about/familiar with WILMAPCO, good people	8%	6%	8%
Congestion or Traffic not bad/improved	3%	12%	4%
Pedestrian, Bike infrastructure	4%	1%	4%
Only negative comment	2%	5%	2%
Better than other places	2%	3%	2%
Other	2%	7%	3%
Don't know/refused	20%	10%	18%

**Respondents could answer this question in their own words. Verbatim responses can be found in Appendix B: Verbatim Responses to Open-ended Questions, Percents may add to more than 100% as more than one category may have been assigned to an individual respondent's response.*

Table 108: Question #53 without don't know/refused responses: Agree Transportation Planning is Done Well

Why did you agree "Transportation planning is done well in Cecil County/New Castle County"	New Castle County	Cecil County	Overall
NET: Transportation System	47%	37%	45%
Public Transportation, Buses, Trains. taxis working	25%	10%	22%
Roads are working, Road/bridge improvements	20%	19%	20%
Transportation system -general	7%	7%	7%
NET: Good Job	33%	18%	30%
They do good work, have good ideas, doing projects/construction	17%	4%	15%
Improvements/Getting better	11%	6%	10%
Doing their best/Trying	5%	8%	5%
General-No Issues, everything works, I can get around	11%	37%	16%
Heard about/familiar with WILMAPCO, good people	10%	7%	10%
Congestion or Traffic not bad/improved	3%	13%	5%
Pedestrian, Bike infrastructure	5%	1%	4%
Only negative comment	2%	5%	3%
Better than other places	2%	3%	3%
Other	3%	8%	4%

**Respondents could answer this question in their own words. Verbatim responses can be found in Appendix B: Verbatim Responses to Open-ended Questions, Percents may add to more than 100% as more than one category may have been assigned to an individual respondent's response.*

Table 109: Question #53 with don't know/refused responses: Disagree Transportation Planning is Done Well

Why did you disagree "Transportation planning is done well in Cecil County/New Castle County"	New Castle County	Cecil County	Overall
NET: Road-related	39%	20%	37%
Construction, Projects - too many, too slow,	22%	5%	20%
Congestion or Traffic	17%	4%	15%
Design of Road	9%	10%	9%
Maintenance, Potholes, Condition of Road/Bridges	2%	4%	2%
NET: Planning process	19%	24%	20%
Poor/no planning	10%	13%	11%
Unequal/unfair distribution of projects	7%	7%	7%
Not doing enough	2%	4%	2%
Public Transportation, Buses, Trains	19%	15%	19%
No info/consultation, don't know what is happening	10%	19%	11%
Pedestrian, Sidewalk, Bike problems	3%	7%	4%
Other	8%	17%	10%
Don't know/refused	12%	7%	12%

**Respondents could answer this question in their own words. Verbatim responses can be found in Appendix B: Verbatim Responses to Open-ended Questions, Percents may add to more than 100% as more than one category may have been assigned to an individual respondent's response.*

Table 110: Question #53 without don't know/refused responses: Disagree Transportation Planning is Done Well

Why did you disagree "Transportation planning is done well in Cecil County/New Castle County"	New Castle County	Cecil County	Overall
NET: Road-related	45%	22%	42%
Construction, Projects - too many, too slow,	26%	5%	23%
Congestion or Traffic	19%	5%	17%
Design of Road	10%	11%	10%
Maintenance, Potholes, Condition of Road/Bridges	2%	5%	2%
NET: Planning process	22%	26%	22%
Poor/no planning	12%	14%	12%
Unequal/unfair distribution of projects	8%	8%	8%
Not doing enough	2%	4%	2%
Public Transportation, Buses, Trains	22%	17%	21%
No info/consultation, don't know what is happening	11%	20%	13%
Pedestrian, Sidewalk, Bike problems	4%	8%	4%
Other	10%	18%	11%

**Respondents could answer this question in their own words. Verbatim responses can be found in Appendix B: Verbatim Responses to Open-ended Questions, Percents may add to more than 100% as more than one category may have been assigned to an individual respondent's response.*

Table 111: Summary table Question #54-60 with don't know/refused responses

WILMAPCO seeks feedback from residents when creating plans and designing transportation projects. Please tell me if you think the following outreach methods are effective ways to engage with you?	New Castle County	Cecil County	Overall
Social media sites like Facebook, Instagram or Twitter	52%	42%	50%
Direct communications with staff via email or telephone	73%	69%	72%
Direct communications via text message	48%	61%	50%
Public meetings	60%	60%	60%
Web-based or virtual public meetings	69%	68%	68%
Online surveys	51%	63%	53%
Mailed or telephone surveys	63%	62%	63%

Table 112: Summary table Question #54-60 without don't know/refused responses

WILMAPCO seeks feedback from residents when creating plans and designing transportation projects. Please tell me if you think the following outreach methods are effective ways to engage with you?	New Castle County	Cecil County	Overall
Social media sites like Facebook, Instagram or Twitter	53%	43%	52%
Direct communications with staff via email or telephone	74%	70%	73%
Direct communications via text message	49%	61%	51%
Public meetings	61%	61%	61%
Web-based or virtual public meetings	71%	69%	70%
Online surveys	52%	64%	54%
Mailed or telephone surveys	64%	63%	64%

Table 113: Question #54 with don't know/refused responses

WILMAPCO seeks feedback from residents when creating plans and designing transportation projects. Please tell me if you think the following outreach methods are effective ways to engage with you? What about social media sites like Facebook, Instagram or Twitter?	New Castle County	Cecil County	Overall
Effective	52%	42%	50%
Not effective	45%	55%	47%
DO NOT READ: Don't know / Refused	3%	2%	3%

Table 114: Question #54 without don't know/refused responses

WILMAPCO seeks feedback from residents when creating plans and designing transportation projects. Please tell me if you think the following outreach methods are effective ways to engage with you? What about social media sites like Facebook, Instagram or Twitter?	New Castle County	Cecil County	Overall
Effective	53%	43%	52%
Not effective	47%	57%	48%

Table 115: Question #55 with don't know/refused responses

What about direct communications with staff via email or telephone?	New Castle County	Cecil County	Overall
Effective	73%	69%	72%
Not effective	25%	29%	26%
DO NOT READ: Don't know / Refused	2%	2%	2%

Table 116: Question #55 without don't know/refused responses

What about direct communications with staff via email or telephone?	New Castle County	Cecil County	Overall
Effective	74%	70%	73%
Not effective	26%	30%	27%

Table 117: Question #56 with don't know/refused responses

What about direct communications via text message?	New Castle County	Cecil County	Overall
Effective	48%	61%	50%
Not effective	50%	38%	48%
DO NOT READ: Don't know / Refused	2%	1%	2%

Table 118: Question #56 without don't know/refused responses

What about public meetings?	New Castle County	Cecil County	Overall
Effective	49%	61%	51%
Not effective	51%	39%	49%

Table 119: Question #57 with don't know/refused responses

How about public meetings?	New Castle County	Cecil County	Overall
Effective	60%	60%	60%
Not effective	38%	39%	38%
DO NOT READ: Don't know / Refused	2%	1%	2%

Table 120: Question #57 without don't know/refused responses

How about public meetings?	New Castle County	Cecil County	Overall
Effective	61%	61%	61%
Not effective	39%	39%	39%

Table 121: Question #58 with don't know/refused responses

What about web-based or virtual public meetings?	New Castle County	Cecil County	Overall
Effective	69%	68%	68%
Not effective	28%	30%	29%
DO NOT READ: Don't know / Refused	3%	2%	3%

Table 122: Question #58 without don't know/refused responses

What about web-based or virtual public meetings?	New Castle County	Cecil County	Overall
Effective	71%	69%	70%
Not effective	29%	31%	30%

Table 123: Question #59 with don't know/refused responses

What about Online surveys?	New Castle County	Cecil County	Overall
Effective	51%	63%	53%
Not effective	46%	36%	45%
DO NOT READ: Don't know / Refused	2%	1%	2%

Table 124: Question #59 without don't know/refused responses

What about Online surveys?	New Castle County	Cecil County	Overall
Effective	52%	64%	54%
Not effective	48%	36%	46%

Table 125: Question #60 with don't know/refused responses

What about Mailed or telephone surveys?	New Castle County	Cecil County	Overall
Effective	63%	62%	63%
Not effective	35%	37%	36%
DO NOT READ: Don't know / Refused	2%	1%	2%

Table 126: Question #60 without don't know/refused responses

What about Mailed or telephone surveys?	New Castle County	Cecil County	Overall
Effective	64%	63%	64%
Not effective	36%	37%	36%

Table 127: Question #61 with don't know/refused responses

Are there any other ways that WILMAPCO should engage with you?*	New Castle County	Cecil County	Overall
NET :In person	4%	6%	5%
Public Meeting	2%	1%	2%
Face-to-face, Word of mouth	1%	1%	1%
Local Events - fairs, community meetings	1%	4%	1%
NET: Traditional media	4%	4%	4%
Advertise (Billboards, Newspaper, etc)	4%	3%	4%

Are there any other ways that WILMAPCO should engage with you?*	New Castle County	Cecil County	Overall
TV/radio	1%	1%	1%
Mail	4%	1%	4%
NET: Digital	3%	1%	2%
Social Media/ Internet	2%	1%	2%
Email	0%	1%	1%
Phone	2%	0%	2%
Local service organizations/churches/associations/councils	1%	-	1%
Other	3%	2%	3%
Don't know/refused	81%	87%	82%

*Respondents could answer this question in their own words. Verbatim responses can be found in Appendix B: Verbatim Responses to Open-ended Questions, Percents may add to more than 100% as more than one category may have been assigned to an individual respondent's response.

Table 128: Question #61 without don't know/refused responses

Are there any other ways that WILMAPCO should engage with you?*	New Castle County	Cecil County	Overall
NET :In person	23%	43%	25%
Public Meeting	13%	8%	12%
Face-to-face, Word of mouth	7%	5%	7%
Local Events - fairs, community meetings	3%	30%	6%
NET: Traditional media	23%	32%	24%
Advertise (Billboards, Newspaper, etc)	19%	25%	20%
TV/radio	5%	6%	5%
Mail	23%	7%	21%
NET: Digital	14%	8%	14%
Social Media/ Internet	11%	4%	10%
Email	3%	6%	3%
Phone	10%	2%	9%
Local service organizations/churches/associations/councils	7%	-	6%
Other	15%	15%	15%

*Respondents could answer this question in their own words. Verbatim responses can be found in Appendix B: Verbatim Responses to Open-ended Questions, Percents may add to more than 100% as more than one category may have been assigned to an individual respondent's response.

Table 129: Question #62 with don't know/refused responses

In which age category may I place you?	New Castle County	Cecil County	Overall
18-24	4%	3%	4%
25-34	10%	8%	10%
35-44	16%	19%	16%
45-54	30%	29%	30%
55-64	11%	13%	12%
65+	27%	28%	27%

In which age category may I place you?	New Castle County	Cecil County	Overall
DO NOT READ: REFUSED	1%	-	1%

Table 130: Question #63 with don't know/refused responses

How many automobiles or other passenger vehicles like SUVs or pickups, does your household have?	New Castle County	Cecil County	Overall
None	4%	2%	4%
One	28%	17%	26%
Two	39%	40%	39%
Three	19%	20%	19%
Four	5%	13%	6%
Five	2%	3%	2%
Six or more	2%	4%	2%
NET: 1+	95%	98%	95%
NET: 2+	67%	80%	69%
REFUSED	1%	0%	1%

Table 131: Question #63 without don't know/refused responses

How many automobiles or other passenger vehicles like SUVs or pickups, does your household have?	New Castle County	Cecil County	Overall
None	4%	2%	4%
One	28%	17%	26%
Two	40%	40%	40%
Three	19%	20%	19%
Four	5%	13%	6%
Five	2%	3%	2%
Six or more	2%	4%	2%
NET: 1+	96%	98%	96%
NET: 2+	68%	81%	70%

Table 132: Question #64 with don't know/refused responses

Are you currently employed?	New Castle County	Cecil County	Overall
Yes, Employed	55%	61%	56%
No, Not Employed	13%	6%	12%
No, Retired	30%	32%	31%
DO NOT READ: Don't Know / Refused	1%	0%	1%

Table 133: Question #64 without don't know/refused responses

Are you currently employed?	New Castle County	Cecil County	Overall
Yes, Employed	56%	61%	57%
No, Not Employed	13%	6%	12%
No, Retired	31%	32%	31%

Table 134: Question #65 with don't know/refused responses

What is the highest level of education you have achieved?	New Castle County	Cecil County	Overall
Non-high school graduate	3%	3%	3%
High school graduate	11%	28%	13%
Some college or an associates or technical degree	34%	23%	32%
Bachelors degree	23%	33%	25%
Graduate degree	29%	12%	26%
DO NOT READ: Refused	1%	1%	1%
Total	100%	100%	100%

Table 135: Question #65 without don't know/refused responses

What is the highest level of education you have achieved?	New Castle County	Cecil County	Overall
Non-high school graduate	3%	3%	3%
High school graduate	11%	28%	13%
Some college or an associates or technical degree	34%	23%	33%
Bachelors degree	23%	34%	25%
Graduate degree	29%	12%	26%

Table 136: Question #66 with don't know/refused responses

So that we can group all answers, what is your total annual household income?	New Castle County	Cecil County	Overall
UNDER \$25,000	6%	7%	7%
\$25,000 to under \$50,000	16%	20%	16%
\$50,000 to under \$100,000	26%	25%	26%
\$100,000 or MORE	34%	34%	34%
DO NOT READ: Refused	18%	13%	17%

Table 137: Question #66 without don't know/refused responses

So that we can group all answers, what is your total annual household income?	New Castle County	Cecil County	Overall
UNDER \$25,000	8%	8%	8%
\$25,000 to under \$50,000	19%	23%	20%

\$50,000 to under \$100,000	32%	29%	32%
\$100,000 or MORE	41%	40%	41%

Table 138: Question #67 with don't know/refused responses

What is your zip code?	New Castle County	Cecil County	Overall
19701	5.0%		3.3%
19702	6.8%		4.5%
19703	2.0%		1.3%
19707	5.5%		3.7%
19709	9.3%		6.2%
19711	9.3%		6.2%
19713	4.8%		3.2%
19720	8.3%		5.5%
19734	2.8%		1.8%
19801	3.0%		2.0%
19802	10.3%		6.8%
19803	6.3%		4.2%
19804	2.8%		1.8%
19805	4.3%		2.8%
19806	2.3%		1.5%
19807	1.8%		1.2%
19808	6.8%		4.5%
19809	3.8%		2.5%
19810	4.8%		3.2%
19850	0.3%		0.2%
19938	0.3%		0.2%
19977	0.3%		0.2%
21901		18.5%	6.2%
21903		6.5%	2.2%
21904		8.0%	2.7%
21911		18.0%	6.0%
21912		2.0%	0.7%
21914		1.5%	0.5%
21915		3.5%	1.2%
21917		3.5%	1.2%
21918		6.0%	2.0%
21919		4.0%	1.3%
21921		28.5%	9.5%

Table 139: Question #68 with don't know/refused responses

Would you be interested in receiving a monthly or quarterly e-newsletter from WILMAPCO?	New Castle County	Cecil County	Overall
Yes	36%	32%	36%
No	62%	67%	63%
DO NOT READ: Don't know / Refused	2%	1%	2%

Table 140: Question #68 without don't know/refused responses

Would you be interested in receiving a monthly or quarterly e-newsletter from WILMAPCO?	New Castle County	Cecil County	Overall
Yes	37%	32%	36%
No	63%	68%	64%

Table 141: Question #70 with don't know/refused responses

Would like to receive text message updates from WILMAPCO?	New Castle County	Cecil County	Overall
Yes	11%	12%	11%
No	88%	87%	88%
DO NOT READ: Don't know / Refused	1%	1%	1%

Table 142: Question #70 without don't know/refused responses

Would like to receive text message updates from WILMAPCO?	New Castle County	Cecil County	Overall
Yes	11%	12%	11%
No	89%	88%	89%

Table 143: Question #72 Gender

(Was this person male or female?)	New Castle County	Cecil County	Overall
Male	49%	51%	49%
Female	51%	49%	51%

Appendix B: Verbatim Responses to Open-ended Questions

Question 8: What do you think is the biggest transportation problem facing Cecil County/New Castle County today?

A lot of traffic.

Can some cops on the road to pull people over who are doing the speed limit where they should be in the right hand lane. There are a lot of accidents on route 1. And a lot of them are from out of State.

Car traffic.

Congested Traffic.

Congestion locally.

Congestion on route 95 between Wilmington and Philadelphia is terrible.

Congestion on the highways and the regular roads.

Congestion.

Congestion.

Congestion.

Congestion.

Crowded on roads.

Excess traffic.

Getting on the major expressways, the roads that lead to I95 are crowded.

Heavy traffic on the weekends.

Highway 213 between Elkton and Chesapeake city traffic, it needs to be expanded bigger.

Highway transportation. It's always crowded and too many cars and not enough highway.

I am going to say road capacity. Too many vehicles and not enough roads. Crosswalks for pedestrians should not be at intersection and should be halfway on the road, a good way to avoid people get squashed.

I believe there are too many cars on the road. I think it's time to look at light rail, streetcars, trolleys, especially peak time. It would help tremendously.

I would say all of the road work that they're doing and if you're driving your car there's just constant traffic and road work and it takes forever and I know they have to do it, but it could be quite the headache. I would say the traffic on the interstates.

I would say traffic congestion in certain areas.

I95 congestion.

Increasing traffic. There's a ton of traffic and so there's delays on the roadway.

Just handling the traffic.

Just too many cars on the road and they can't make the roads wide enough to handle it.

Just traffic congestion work, from 3:30-6:30.

Just volume and congestion. Too many cars and narrow roads.

Not enough roads to handle traffic.

Over burden roads, they are one improvement behind. They fix something and it needs to be fixed again.

Overall traffic, the amount of traffic.

Overcrowded, roads.

Overcrowding on the roads, and over development happening and even the farm lands are being developed, and so the rural areas and small towns are becoming so congested. In addition people from other cities coming in and moving in and therefore just more congestion all together.

Overdependence on automobiles to get around everywhere.

Road congestion.

Roads too much traffic.

Roads, as well the secondary roads require work to be done.

Roads, potholes, bumpy not smooth.

Roads, they are in bad shape.

Roads, they are not in sufficient for the traffic that is on the roads.

Route 40, congestion, blind spots, not a lot of space for people to wait and turn.

Rush hour traffic.

So many cars.

The amount of traffic it is the biggest problem along with long road construction.

The amount of traffic.

The amount of truck traffic on the smaller roads.

The busy roads and constructions.

The growing population.

The influx of new residence. The rapidly growing population so there's a lot more cars on the roads.

The major highways, the intersections and congestion.

The number of cars on the road.

The overcrowding of businesses causing traffic congestion.

The population is getting built up more and more over time.

The roads are crowded.

The traffic is really heavy on highways and regular roads because of construction.

The traffic on highways 95, 13 & 40 is bad. The weekend traffic is bad too.

The traffic.

The traffic.

There are too many cars and everything is squeezed.

There is a lot of traffic.

Too many cars and trucks on the road.

Too many cars on the road.

Too many cars on the road.

Too many cars on the roads.

Too many cars.

Too many cars.

Too many cars.

Too many cars.

Too many cars.

Too many cars.

Too many cars.

Too many cars.

Too many cars.

Too many cars.

Too many out of state (from Pennsylvania)on the roads.

Too many people on the road (cars) and bad driving.

Too many vehicles, traffic is horrible.

Too much traffic especially during the evening hours.

Too much traffic, congestion.

Too much traffic, keep the president in Washington. He keeps the whole state tied up when he comes to his house, everything is blocked off, arriving and leaving. He leaves on Mondays and then the school buses run late. Impacting the school kids.

Too much traffic.

Too much traffic.

Too much traffic.

Too much traffic.

Too much traffic.

Too much traffic.

Traffic congestion and a lot of construction going on.

Traffic congestion.

Traffic congestion.

Traffic congestion.

Traffic due to construction.

Traffic in specific areas that are heavily used.

Traffic is always backed up.

Traffic volume during peak periods.

Traffic, connected to New York, New Jersey, Maryland - too many cars.

Traffic, not enough outlets on i95 could be backed up 45 mins, need more secondary roads.

Traffic, too many red lines and vehicles.

Traffic, too much and growing like crazy where I live.

Traffic.

Traffic.

Traffic.

Traffic.

Traffic.

Traffic.

Traffic.

Traffic.

Traffic.

Traffic.

Traffic.

Traffic.

Traffic.

Traffic.

Traffic.

Traffic.

Traffic. Too much cars.

Very busy.

Volume of cars.

Volume of traffic. The highway system does keep up with the increase of the currents of the people.

We're too crowded on the roads.

A lot of road construction.

All the construction on the roads.

All the construction.

Construction and roads not being repaired.

Construction but they are doing a good job doing it overnight. 141 got very bad with construction, but all that is improving.

Construction hold up lanes for too long for years in new castle and Delaware state.

Construction of the roads.

Construction of the roads.

Construction on 95 in Wilmington.

Construction on highways and major roads.

Construction.

Construction.

Construction.

Construction.

Constructions on the roads.

Everyone is holding their breath waiting for the 1-95 to be done as it goes thru Wilmington. When they close off a road, and when they suggest to use another road, but all alternatives were also closed.

Excessive road construction that blocks entry into the city.

Huge potholes and roads that are under construction.

I would just have to say road work and pot holes.

I think it's the construction and trying to get around it.

I think the constant construction is a big problem. The roads have to be maintained so I understand.

I think there is too much construction.

I would say having a lack of many car lanes on the road. Construction or the renovations of the road causes a lot of traffic jams. I think tolls are becoming an issue, I think the pricing of tolls is too high for travelling around the area.

In my own words they have allowed too many homes without adequate infrastructure like roads and bike lanes. The roads seem like they are constantly under construction.

Interstate 95 construction. Highway is down to one lane.

It takes two hours to get somewhere that only should take 20 minutes because of construction.

Lots of construction.

Road construction, traffic.

Road construction.

The 95, until they get that done.

The construction and the lack of bike paths.

The construction around 95. At the moment it is problematic.

The construction on 95 which has been going on for one year, and probably will not be done another year.

The construction on the highways. There's a lot of digging up. It takes a long time to fix potholes.

The highways, there is constant construction at the same time. It would be better if they broke the projects.

The interstate, we have been dealing the 95. From there to exit 5 it's a big long wait because it's one lane. there is reconstruction.

The level of road construction projects that are going on.

The new construction is backing everything up.

The roads are always under construction.

They are working on too many roads at the same time.

They don't finish one job before they start another with construction projects, anything that opens or closes a road.

They have too many road projects at one time. It causes traffic jams.

They take on too many projects at once. Start one and finish it.

They're always doing something on the roads and bridges. I appreciate them doing work. When are they ever going to get done? People don't pay attention and they almost run me off the road. If everyone would take their times and watch for the combs.

They're always starting construction without finishing and then starting a new area. They should finish old construction first before starting new projects.

Too much construction and too long to get it done.

Too much construction on the roads.

Too much construction.

When they work on roads, they take forever. Less projects and more people to get them done in a timely manner.

95 rebuilding. Should be making it wider going into Wilmington or build a bypass. 495 takes traffic off 95 but 95 needs another lane.

A lot of people commute to different cities. There's not a great way to get to Philadelphia, Baltimore and New York City. A better bus service is needed: on time, cleaner and have a better reputation.

Better highways.

Heading over CNB Canal, the Roth Bridge, and the St. George's bridge, which need repair. We need another bridge over the canal.

I think that the road system is too old and it needs to be upgraded. Basically there are no bicycle lanes. There are limited places to run.

I think the are in Elkton and route 213 is the worst intersection in the county.

I think the trouble with all the transportation with route 40 and outline does not have a lot of service.

I would say bring back the street cars that were very good during my mother's time (who is at age 98 now) who said that it was very easy to get around Wilmington. There was no pollution as it was run on electric rails. Although some things in Newport have been corrected in that area but unfortunately there are more cars on the roads than before. Putting in extra lanes then unfortunately it disappears then it forces cars to go to the one lane but this causes cars to get into accidents and everyone is running side by side and no one gives way and so thus collisions occurs - this does not help, because even though we were told their intention to get many people to use the intersections with extra lanes. So, I do not understand the thought process that is going on in DELDOT, yet it does not achieve what maybe they were planning and just causes problems.

I-95, I just think to have more lanes, and easier access.

In lower New Castle County the highways need to be expanded to handle the traffic.

It does not have the proper lanes/roads to meet the amount of traffic building in the area. The traffic is building because there is more industry in the area and the roads cannot accommodate the amount of traffic in my particular area. I live near I95 and I happen to see the amount of traffic building.

Lack of clear planning on roads and new communities.

Lack of infrastructure. Sidewalks are falling apart and there's a lack of public buses.

Lack of sufficient wide road.

More traffic lights.

Needs better signage.

Not having enough bus lanes.

Not having stop signs at the crosswalks or cross streets that always I have noticed and therefore accidents occurs here at 38 and West, because they are no stop signs on West street at all. I have also noticed the bicycle lanes on 202, have cut down lane sizes for cars, and therefore bike lanes have taken up more space on that small road (Philadelphia Pike). There are a lot of potholes in Wilmington and they need to be fixed, and these affect the air pressure on vehicle tires and also adds to the wear and tear of vehicles.

Probably the building is going and infrastructure is not here.

Red light timing.

Road improvement. more widening of roads, there are a lot more people here than 10 years ago.

Roads construction. There are too many cars and enough lanes for cars.

Roads. 222 gets bottled up at the bridge, remove tolls because it creates inefficiencies, give local residents cheaper passes to cross to the Haden and Tighden bridges.

Suburban express.

The area where I am is very rural, the roads needs expansions, no proper lighting no sidewalks, additional work required on the infrastructure for drainage. There is a lot of stuff that needs to be done in order to make it better.

The back roads are too narrow, not well maintained, a lot of overgrown in this area of Hockessin. The engineering ideas of these roads are outdated.

The disparity between the roads in northern New Castle and Newark compared to southern New Castle county e.g. Overpasses.

The fact that they really didn't plan things out well with construction and then roads with housing and housing developments. Its exploding with building new buildings and really poorly thought out. The main street is constantly backed up some where that takes 10 minutes turns into 30 minutes and its just one lane on each side.

The infrastructure is just not there. There really is not a lot of inter-connectability for biking, walking and public transportation. I think there should be more accessibility from the city to come to Wilmington.

The infrastructure is mostly built for cars.

The people designing the roads.

The road from route 40 to 95 needs to be doubled, more lanes.

The roads are not done right.

The roads are way too small in comparison to the population now. It is a large suburban area now with tons of strip malls.

The roads can use improvement. Be wider to accommodate people who bike.

The roads. There's towns where there is just two lanes and the towns continue to grow. It's a heavily trafficked area.

The roads. They need more roads.

The roads. When they put new subdivisions the roads become inadequate.

The way the highways are set up. There are accidents anywhere on the highway. The highways are stopped in both directions and it takes forever you're waiting in traffic jams forever. It doesn't happen often but when it happens it's a big problem.

There are few intersections that need more than a notice, when you are to yield. It should have a bit more warning to people that are not familiar since having seen occurring accidents.

There are few main roads and we need more roads.

There are no shoulders on many of the roads.

They build businesses that increase the traffic and there's no planning for roads to take care of the added traffic. When they do get around to deciding finally that there's a problem it takes far too long to deal with the issue.

They recently beautified the streets in New Castle County and the curbs have been made bigger and vehicles and buses are being damaged.

They're putting in developments and they're putting in too much and it's going to burden our road system.

Too many people moving here and no infrastructure, no sidewalks.

Too much traffic lights.

We need more lanes for cars.

We need wider roads.

We should have no traffic lights and enjoy driving.

Well, I think to have extra lanes when you're entering or exiting a highway just for safety precautions to avoid accidents, which has happened to me, where my car has been hit. Mainly safety concerns.

Wider roads.

You really have to go through Newark to travel from Delaware to Maryland.

A little patch work on the roads.

A lot of the roads have so many potholes and accidents happen. Highway exits are dangerous.

Abundance of potholes and sewer covers do line up with the street level.

Condition of roads, needs maintenance.

Conditions of the roads themselves. Well, I find especially where I am located rising run 10-15 years ago they seem to be doing a lot of things to improve, that has fallen off, and coming in and dropping asphalt on those holes, does not solve problems as it comes out. Nothing is done to keep it locked in and it is just a mess.

I guess the condition of roads. They are poorly maintained, a lot of potholes, narrow roads in the rural areas that don't have lines on them. The blacktop doesn't hold up well so when they pave it doesn't seem long before they're deteriorating.

I think its the conditions of the roads.

I would saying fixing the bridges.

It seems in my neighborhood that it is just to throw out monies in fixing the roads. Meaning not doing a good job, and they need to improve. They tear up the roads, and throw some cheap mixture, the cheapest, and therefore it does not last long. I think we are missing police presence on the roads as I have noticed in other areas cars are speeding, and there is often tragic accidents occurring pointlessly.

It seems like there is a lot of road work being done which can be good and not good.

Keeping up with roads meaning the condition.

Mostly not keeping up with the road maintenance.

Poor road conditions and it's getting a little too congested for the roads we have.

Poor road conditions and pot holes.

Pot holes in the streets.

Potholes in the road. People trying to go around them. Too many cars going through town.

Potholes on the road.

Potholes too many.

Potholes.

Potholes.

Potholes.

Probably aging highways.

Quality of the roads.

Repair of roads.

Repairing potholes.

Repairs, roads needs repairs kept up and not only repaired after decades.

Road conditions.

Road maintenance.

Road work. Repairing the roads.

Roads are a mess, not maintained (potholes, shoulder falling off, dangerous).

Roads needs work done, they're breaking up needs repairs.

Roads, they need repairs.

Roads, they need to be repaired in many places.

Roads. Fixing new blacktop, potholes.

Some bumps on roads.

That they don't keep up with our roads.

The conditions of the streets especially in the city. I think they need to be repaired better, the types done are not well and not done like suburban areas, the ones in the streets, the potholes are terrible, the lighting is terrible and not taken care of how they should be. In the evenings, dangerous to wait for bus on the sides as streets are in bad condition.

The highways have potholes.

The lack of repairs to the roads.

The maintenance of the roads. They don't clean up the roads. There's a lot of stones. It's dangerous because there's a lot of loose stones. A lot of the roads are tarred and chipped.

The quality of the roads could be a lot better. Too many cars. Bad drivers.

The roads are bad, holes in the roads. I feel there is no proper covering standing in the cold, waiting for bus. It should not have open bus shelters.

The roads are somewhat bad in places, and the bridges.

The roads need to be fixed, big pot holes, and all kinds of things., must be repaired.

The roads, there are craters.

The upkeep on the roads. Infrastructure.

We are reliant on awkward backroads that don't get repaired.

Access to public transportation.

Connecting with different types of transportation.

Different modes of transportation to be made available to residents.

For people that don't drive, there is no way for them to get around. No buses or taxis.

General public transit. No regular transportation in the county at all that I know of. Only a bus that at a senior's request would pick up and take to part of the county or across to Glasgow, Delaware for shopping.

Getting public transportation to come to the southernmost part of the county. Including Cecilton and Earlville.

I do not think there is enough public transportation for children to go anywhere and so that end up getting in things that they should not. The children can not even go to jobs because there is no transportation to the jobs, or even go places on their own.

I guess lack of mass transit, bike lanes. And around here there are no sidewalks for people who do not live in the town. Sidewalks are only found in town.

I think there is public transportation but limited basis.

I would say if folks do not have cars then became difficult to go places, and therefore public transportation would be useful. In our rural area practically none at all.

It's mass transit. There isn't any except for a taxi. There is a bus that is on very limited schedule.

Lack of mass transport.

Lack of public transport options from the suburbs to the city.

Lack of public transportation options.

Lack of public transportation, people who are not drivers and are lacking any reliable public transportation.

Lack of public transportation.

Lack of public transportation.

Lack of transportation options.

Lack of transportation other than cars.

Lake of public transportation and walking area for commercial like 272 and 40 is very dangerous.

More frequent transit.

More people not enough transportation.

No access to mass transportation. You have to drive across the county to get to the one train station.

No public transit.

No public transportation.

No public transportation.

No public transportation.

No public transportation.

No public transportation. There is a small bus run by senior services. There is a commuter train that goes to Baltimore and D.C. but it does not run on weekends. It does have a morning run and afternoon run.

No transit systems.

Not having enough suburban transportation options in that area.

Not having public transportation.

Our population is too low to support a New York style system. Some kind of a shared car service should exist, or more buses.

Outside of town transit.

Poor public transportation.

Probably reliable public transit systems. To have like other cities in the world an app to tell you when the next bus is scheduled, better marketing, fees listed and the pavements mapped and shown on the app as well.

Public opinion that the public transportation system is not safe.

Public transportation ineffective, not enough vehicles to handle the people.

Public transportation is not good because of time schedule for the bus and the train. They need to be on time.

Public transportation to leave the county is difficult because there's not much available, at least where I live at the edge of Cecil County.

Public transportation, basically train and bus is very poor.

Public transportation.

Public Transportation.

Public transportation. Everybody has their own cars.

Recent activity surrounding COVID, low ridership. I would hate to be managing a transportation system right now, such as a bus system.

Reliability of public transit.

Reliable public transportation.

That we do not have enough public transit, or run in good convenient times, and since the roads are already built, I have no hope for trains as it would mean tearing up a whole lot. There is no territory to do it reasonable.

The fact that we really only have the choice to use our own private vehicles.

The people that don't live in the town, which is most of the people around here, either have to drive or call an Uber and there is a limited taxi service that I've never used but it's called Keyline Taxi. They would have to use something like that so it's not very good at all.

There aren't a lot of options for people who don't have a car.

There is more transportation public for people to get to work, who do not have cars. At one time, I remember there used to be taxi vouchers to assist people (united way charity project).

There is no connection between transportation methods.

There is not enough public transportation given a choice, I would like to take a bus. Due to the pollution, it would be good if public transportation was subsidized to help environment.

There is not enough transportation. Too crowded. No place to walk. Bus stops are too far apart.

There isn't any unless you own your car. Taxi costs a fortune.

There's almost zero public transportation.

There's not enough public transportation.

Timely public transportation. There are buses but they don't always run on time. We don't have any trains. Traffic is so congested. A simple 5 mile journey can take you a half hour.

To get to the transportation. New Castle County is mostly development, it's not like a city. Transportation is far for me. I have to use Power Transportation service to get to Public transportation.

We don't have any public transportation. We have buses but they really don't run anywhere.

We need subways, and more roads, and the roads are narrow.

You need a car to get everywhere. Nothing has changed and there's no way to fix it. There's too few roads and sidewalks. My development doesn't have sidewalks.

Access to trains.

Better train service in general.

Better trains and better buses, more frequent. Better trail system for hiking , trails more suited to bicycles.

Driving. If you want to get on the train, there isn't much options. I would have to drive somewhere to get on it. I wouldn't be sure where to pick up the train.

From Wilmington I can't get to the Airport unless I take a shuttle. If I could take a train that would be great. A train should have been available a long time ago to the Airport.

I know for trains there are only three train stations so we need more. My sister use to live in Philadelphia and those were the only three spots we could take to get back to Delaware.

I wish we had subways, our local train system.

I would say that you have to travel too far to get to a train.

Infrequency of train, limited bus schedules, some limitation in accessibilities in walking routs for those with disabilities, limited number of bike lanes.

Lack of pedestrian and bike connectivity to train station.

Lack of train stations in New Castle Delaware.

No trains or buses in my region.

Really a lack of rail line.

The lack of rapid train transportation.

The need for more transit, like rail transit.

There is no train that runs along the north east corridor to New York, Wilmington there's nothing connected. No trains. Newark Delaware is not open.

There's a break in the train system, it doesn't stop in Newark, you have to switch trains and it's not convenient.

They don't have any trains.

They should expand train services.

Train systems.

Trains, there is not enough commuter service.

Trains.

Trains.

Trains. Lack of maintenance of roads. Amtrak is a joke, safety, timeliness.

We don't even have a train station. You are stuck if you don't drive.

We need a train to go directly to Philadelphia airport and we lack connection to malls.

A lack of bus service through the county as well as maybe transporting down to Baltimore.

Accessibility. You can't walk in New Castle. Bike lanes are not safe. The bus schedule are very limited. People wait at bus stop for a very long time.

Better bus system no parking.

Bus use.

Buses are never on time and more train stations.

Buses are not available later in the day.

Buses are not on time sometimes.

Buses are slow.

Buses do not run late enough. Late at night, schedule stops too early in the evening.

Buses drivers for kids in the school, big shortage, kids are suffering. They have to wait 2-3hrs, like my great grandson waits 2-3 hrs before coming home, that is rough.

Buses for those that don't drive.

Buses too high to get on.

Buses, and the times that they run which are not on time. To have more direct buses to destinations instead of using two or three buses changes. To have for scheduling of buses to be on time basis.

Buses, during bad weather gets rough, no bus on time.

Buses.

Buses.

Buses. They are not on time. They don't lower the bus and when you ask they get smart with you.

Bussing. The times that they run.

Either lack of busing and also lack of sidewalks.

I guess they can do more for bus sides, because they are not used enough, and schedules are not convenient for people.

I haven't seen a lot of bus stops available in less populated areas.

I still see a lot of people walking in other words the buses take you only so far then you have to walk a few blocks.

I think they need to have lights at the bus stops and they need shelters for against the rain and the weather. Lack of security at night to wait for the bus at stops.

I would say a lack of choice, because we only bus or car choices, and I would like in lieu of not having light rail transit, then we should have bus routes extended. It is hard to get by bus anywhere outside Newark and Wilmington in Delaware.

It's hard to say. I mean if our busses were more reliable but again I can't say our busses are not reliable because I haven't taken a bus in a long time. But if bus transportation was available more often. I mean if you could just hop on a bus you know. I'm not sure how reliable our bus transportation is. It used to be pretty decent but I'm not a big driver and if I had to go downtown I rely on the bus. I know where the bus stops are around my neighborhood. But a friend of mine said that they've done a lot of changing with the busses and some of the stops that people use to use, there was one stop one of my neighbor wanted to use but it would go down a couple of blocks and there was another stop. She said well can I get on the bus at this stop instead of going down two blocks down and they acted like she couldn't do that. It was kind of a strange thing in the system. I think that sometimes the busses aren't as convenient in a lot of spots for people. The schedules or the bus routes or either there's not enough bus routes or you can't get on a bus for a bus route and take it down to another bus route without paying another fare.

It's hard to get buses. It has a long wait time.

Lack of bus access for those who don't have cars.

Lack of buses in the suburb.

Lack of buses.

Lack of buses.

Lack of busses.

Lack of public transit such as buses and because that was the only means open to the public, I think a lot of folks felt they didn't have any other option unless they used a private vehicle.

Local bus system needs improvement.

Need more buses.

No busses.

Not being able to get a bus to get into town.

Not enough areas are covered when it comes to buses.

Not enough buses and trains. It would be nice if a train could come in this area.

Not having a busing system.

Overcrowding on buses.

Probably the bus system, they don't run long enough. They stop too early and they don't go to enough destinations.

Public transportation, buses specifically. The schedule is not very convenient.

The bus routes. We need more buses on the routes.

The bus system, there's not enough stops and there's not enough different times per stop.

The bus system. I live in Port Deposit, Maryland and we have no buses.

The bus system. It does not run long enough and do not have enough routes and not a high frequency of busses coming. The buses do not run on Sundays.

The bus system. It's hard to take busses different places you have to go into town and transfer a lot.

The bus transportation in the suburbs. If there is bus transportation for downtown, some come out to the suburbs but not enough.

The bus, lack of local buses.

The buses are not frequent enough. There are more and more people moving in the area. Right now we have a schedule of 1 bus per hour.

The buses do not run often enough. They used to run every 15 minutes.

The buses don't go out far enough. They stay mostly in town. The people in rural areas can't get a bus.

The buses don't run often, making it difficult for people to get where they want to on time. And the don't run late enough.

The buses need to run more regularly.

The buses think they own the streets and pull over anywhere they want.

The buses.

The buses. There are a lot of cameras on buses and I do not feel safe half the time when I'm on buses.

The busses because they have to wait too long versus electric.

The busses need to be more frequent.

The busses want to get into your lane.

The bussing.

The fact that some buses do not run on Sunday and we need more information on when the buses are going to come. Certain stops do not have the bus time information on there.

The frequency of transportation. The buses don't run often enough.

The limited number of buses they operate.

The location of buses.

The running of the buses, I catch a bus that does not run on Sundays. I depend on that bus to get to work. Frequency is not good.

There are no buses where I live.

There is still a lot places that don't have adequate bus transportation.

There isn't any transit available for anyone who wants to ride a bus.

They don't have bus systems that will work well.

They need more buses.

To having buses available for late extended hours for people who either work late or get off from work late. Make it more convenient for people to wait for buses in a bus shelter, as I have noticed many places that do not have a bus shelter for people waiting for the buses.

Unable to catch the bus. Only stop for 5 minutes. Not enough taxi.

Very slow and lots of delays on the busses, especially in the city.

Waiting time is too long for local buses.

We don't have buses and sidewalks.

We need more bus routes. To run longer and more routes.

We need more buses coming through.

We need more buses. Both roads and bridges need work done.

Do not have good system for elderly to use buses, stops are too far away.

For the Seniors to get around. I had a Senior friend who use to use some of the bus transportation for them and they quit allowing her to ride the bus for some reason or another and she could never figure out why. She's passed away now.

Getting transportation for elderly people to doctors appointments like a social service.

Having access for handicap people.

I think the affect that they changed downtown Wilmington bus stop, the buses system from Market Square, which was an inconvenient for seniors and who had to do a lot more walking.

These planning managers do not do the best thing and they do not accommodate the elderly needs especially.

I'm a senior, I want more public transit especially buses.

It needs to find a way to help seniors get around without having to take a taxi.

They could do better for people who have disabilities.

Transportation for elderly people who can't get around, and need rides to doctors offices, hospitals etc.

Transportation for people with disabilities. There's not many vehicles.

Transportation for seniors, like buses.

Transportation for seniors.

We need a bus for the elderly. Free bus transportation to stop at stores and shop in malls.

We need some sort of elderly transport.

A lot of the roads do not have a shoulder. For someone who is walking or on a bike/scooter.

Adequate sidewalks are lacking very much. There are none.

Bikes, sidewalks, building up the shoulder so there's no drainage problems.

Connections for walkers and bikers.

I say not enough side walks. To make more buses available instead of waiting a long time at the bus stop for a bus.

I'm in the country so there is no sidewalks. It's ditches.

Lack of crosswalks across major roads.

Lack of sidewalks and bike routes.

No places to walk or bike.

Not enough sidewalks.

Not having enough sidewalks.

Pedestrian injuries. People getting hit by cars. We live near a busy area where a lot of poor families cross the street because there's no crosswalk so they have to go too far to get. There's been so many people killed on the highway. Pedestrian fatalities.

Personally I would say lack of sidewalks.

Should be less car oriented. Communities should be accessible to bikes and walking.

Sidewalks in neighborhood and highways.

Sidewalks.

The handicap walkways is awful and they stick too far.

There could be more sidewalks and bike lanes.

Walking outside of the city of Wilmington is difficult.

We have no sidewalks like the cities have, we have no public transit, it is either walk on the road or drive a car because am in a rural area. Choices are walking 8-10 miles to grocery store for example.

We need better sidewalks and crosswalks and bike lanes.

A lack of free space available to make the changes that are necessary. There is no space to make bike paths for example.

Attitude, I think they like to keep things as they are. It's people who have been here forever, and we don't need all these fancy new things like bike trails.

Bikers using narrow roads because they are more difficult to ride.

Having more bike accessibility throughout the area.

I live in a rural area and the speed limit is 50 or 55 and to ride a bike would be like taking your life in your hands. The cars are going fast and there is no shoulder.

It's still somewhat dangerous to be on a bike because cars really don't respect us.

Not enough bike lane.

Rural county, but no bicycle lanes.

There are not dedicated bike lanes.

There is no bike paths that are safe. There are a few safe side walks. Buses are running empty and there's no local train at all.

There isn't a lot of options for people to use bikes particularly in city. There aren't any designated bike lanes to navigate in and out of traffic.

A lot of people do not have the money to use transportation such as trains, buses and cars.

Affordable taxis or Ubers. Not accessible.

Gas prices.

I guess the train situation is too expensive to utilise. It is cheaper to fly for me than to take a train. Note Philly is half hour away, it takes faster to fly to Boston instead of taking train 6 hours, but it is more expensive.

I would say easier access and they should be more helping people are homeless and poor people who cannot afford and living on a budget and even for families living on budget cannot afford to take a taxi to look for a job. They should be helped.

It would be the cost of whether bus or train. The roads have potholes it needs some of Biden infrastructure plan (repaired/fixed).

The cost of fuel.

The cost of transit is too high.

The price of gas going up. Even if you don't drive, price of gas is going to hurt your transportation.

The price of gas is too expensive.

The price of gas.

The tolls required to get into Cecil county.

Bad drivers.

Bad drivers.

Bad drivers.

Cell phones.

Crazy drivers. It's unreal how bad the drivers are in this area. They speed and cut in and out and no regard for speed limits or safety.

Drivers while driving are texting and speeding.

Enforcement. Just need more police action.

I think lack of enforcement of existing laws.

Lack of drivers.

Not enough enforcement of traffic codes and laws.

People are driving crazy, cars go in front of my car, risking causing an accident. Cars are speeding, and are going over the speed limit example 45 or 55 and some places are 30, and they go to 45.

People that are driving unsafe.

Probably speeding and too much commercial truck traffic on small roads. Roads are generally dangerous.

Safety of the drivers.

Speeding and texting when they are driving.

The biggest problem is that we have traffic laws that are not observed by our police force. I see traffic violations all the time. The police force is supposed to enforce traffic laws and not break them. My taxes pay their salary and this is extremely important to me that they do not follow the traffic laws.

The drivers need to be slowed down.

Bicycles in the road.

Getting help, if people are stranded in their homes and they can't get out it's hard for people to get help.

Growing population.

Lack of the knowledge or lack of transportation. If there is transportation in the Country we don't know about it.

Parking.

Putting bike lanes on all the major roads. They are trying to appease bikers but that's terrible for drivers.

That varies by location.

The bikes being in front of the cars, going in the middle of the road and they are on roads where they do not belong as they are no shoulders for them to use. It is dangerous.

Too much clutter.

water Delaware lowest elevation we get into high tides we are sinking your worried about tide level.

We are so rural that to do anything it takes a good distance to go anywhere.

I don't have a problem with the transportation, I have a problem with the flooding and drainage system. I live close to the drainage creek and it overflows. Only when it's torrential rain it's not sufficient to drain the downpours.

New Castle county is doing pretty well.

No problem.

No problems.

No problems.

Question 19: What are the main reasons you do not walk? (Asked of those who walk less than once a month, and who answered “no” when asked if they did not walk because of a health or mobility issue.)

Because nothing to walk to over here in the county where I am.

Because of where I live.

Distance. Things being too far.

Distances are too far.

Everything is half an hour by car from me.

I am at least a mile away from a store, so I don't walk that much for no reason.

I am far away.

I can't get there. I live in the middle of nowhere.

I can't walk to where I want to go. It's too far.

I do have some health issues but most things are not within walking distance from where I live. Stores are not within walking distance from where I live. There is a gas station but no bank or grocery store within walking distance from where I live.

I live 6 miles from the town and there's no stores within distance.

I live in a rural community and there is no place to walk except to your neighbours.

I only do it for an activity because I live 20 miles away from the closest store, my work and my child's school.

I'm not walking 8 miles to get to the store.

I'm twenty five miles to the nearest grocery store.

It is not practical here nothing to walk to.

It's because of the distance.

It's too far. I walk on my property but the town is too far away.

My area is very spread out, and I have my own car.

No place to walk.

No places to walk.

No where to get to, my commute is not connected to where I am going.

Nothing is close by. I need to drive everywhere I go.

Nothing is in walking distance.

The distance to the stores that I would use. This is suburban it would mean I would half to walk a half a mile to a mile.

The distances from where I have to go.

The places I'm going are not in walking distance.

The travel path that I take is more than I can walk.

There is nothing close by.

There's nothing around here in a town. Things are at a distance I'm not going to walk on the grass or the street because there's no walkways.

There's nothing near by. The distance.

Things are far in the suburbs. If you are going grocery shopping it is not an option to carry bags.

Too far.

Because I have a car.

Because I have a car.

I have a car.

I have my own car.

I prefer to drive, stores are two miles away.

I prefer using my car.

I take my transportation (car) because I have to take my child with disability to and from home.

I use a car.

I walk for exercise not to get from place to place. I have a motor vehicle.

My job changes a lot so I go to a lot of different job sites.

Accessibility to things I want to go to.

Because it is not convenient.

Just easier to drive.

The convenience of the stores so we use the car.

If it is cold out or raining.

In the summer time it is too hot and I have COPD.

Because of safety, cars travel too fast and there are no sidewalks or shoulders.

I do not have any safe way to reach my park, as there are no sidewalks.

I don't like to go out on the street, dangerous drivers.

I just don't walk anywhere, you can't trust people.

I live in the country and there is no way I will go on the main road.

I live in the middle of nowhere, there are not sidewalks.

I live on the highway, so not safe for walking.

It's dangerous with the traffic.

It's not safe because there's too many undesirables running around. It's not safe physically because there's no place to walk. Too much crime.

It's not safe.

It's not safe.

It's not safe. There's no sidewalk.

Lack of sidewalks. Nothing set up in this area for that type of transportation.

Limited side walks.

No sidewalks in our area.

The roads are dangerous for walking as the roads are narrow, there is no shoulder to walk on.

There are no sidewalks to walk on.

There are no sidewalks to walk to at all. Only up to the street, and I cannot even leave my kids to go without me.

There is no sidewalk.

We live in an area that is not conducive to walking. The roads are really narrow and there's no sidewalks. There is no where to walk to it's five miles to a grocery store.

I am old.

I live in an old folks home.

I'm too old and out of shape.

Because I work too much and I just now retired.

Because there is a lot of work in the house. My wife is handicapped. She needs my help. I walk two or three times a week for exercise.

Cannot leave spouse who is unwell, and I do all the walking instead at the house.

I am always in such a hurry.

I walk on my own property only, don't have time to walk. I Exercise at home. I don't walk on sidewalks unless I'm out shopping.

I work 12 hours a day, and if I do walk it's on the weekends.

I work all day.

My wife has been sick.

My wife is sick.

Time and work.

Time. I work full time.

Too busy, no time for walking.

Because I run.

I don't need to because of the exercise I get from working. I'm in construction.

I play sports that give me my physical fitness.

I take an exercise twice a week instead.

I walk inside on treadmill, I don't need to walk outside.

I am not disciplined to walk.

I'm lazy.

Lazy.

Lazy.

Anytime I walk for transportation it's to go to a bar down the street.

Because I need assistance.

I don't need to.

I just do not go anywhere to any destination.

Personal reasons.

I do not have an excuse.

I just don't walk.

There is no reason.

Question 21: What are the main reasons you do not bike? (Asked of those who bike less than once a month, and who answered “no” when asked if they did not walk or bike because of a health or mobility issue.)

Area is spread out, nowhere to put your bike.

Because everything is way too far away and doesn't make sense to bike places.

Because it is not practical.

Biking is not practical for transportation.

Distance to locations I would bike to.

Don't want to nothing in reasonable distance.

Everything is too far as I live 20 miles away from everything.

Everything is too far away.

I'm not going anywhere that would need a bike.

It further than you have to go on a bike because 2 or 3 miles.

It's too far to ride.

The sprawling nature of New Castle county, people are spread out.

Too far to bike.

Where I go I usually have to go too far.

Again, I use the car.

Because I am relying on car, I'm getting old at 92.

Because I have a motorcycle and I have a car.

I drive all the time.

I got my drivers license so I ended biking.

I have a motor vehicle.

I live out of town and I rely on bus transportation. I also have transportation with an automobile when I go to Church that is not bicycle related either.

I prefer to use a car. too lazy to put air in tires.

I prefer to use my car.

I'm a homecare giver.

I'm truck driver so I'm always on the road.

Normally when I go out I'm taking my grandchildren with me and I bring home groceries. There's quite a hill in my area there's the physicality of it too. Some of the backroads are dangerous there's no shoulder on either side you can't pass at any time.

Easier to use car.

Habits.

I don't like the choices I have to bike because I have to either transport it or I'm out on a major highway.

I don't live in an area where its convenient. no trails for biking.

It is more convenient for me to drive. And places that I may want to bike to don' t have bike rakes.

It's difficult for me to get the bike in and out of the house.

It's the distance. Not convenient.

Not a convenient mode of transportation, rural area here. Distances too great for me to run errands.

Not convenient.

Same reason as walking it's too far, time factor.

Timing.

Timing. If I have to be somewhere quick I'm going to drive a car.

If it is cold or raining.

It's cold out right now and lack of time. Lack of safe bike lanes where I live.

It's cold.

Because I do not own one, and there is no where that I can bike to as well.

Because I do not own one.

Because I do not own one.

Because of not owning one. At my senior age keeping steady on it and in the flow of traffic.

Because we do not have bikes.

Do not own one.

I don't have one. I probably take an hour to get to work or longer.

I do not have a bicycle.

I do not have a bicycle.

I do not have a bike.

I do not have a bike.

I do not have a bike.

I do not have a bike.

I do not have a bike.

I do not have a bike.

I do not have a bike.

I do not have bike.

I do not have one.

I do not have one.

I do not have reliable bicycle and also because of how foolish people drive.

I do not own a bicycle.

I do not own a bike.

I do not own a bike.

I do not own a bike.

I do not own a bike.

I do not own a bike. The rural roads are not safe for biking, and do not have bike lanes, one has to be on the side of road, and with cars passing.

I do not own one.

I do not own one.

I do not own one.

I do not own one.

I do not use it or own one.

I don't have a bicycle and the cost of a new bicycle.

I don't have a bicycle, if I had one I would bike.

I don't have a bicycle, traffic not safe on the highway at my age. Traffic is 55mph, biking is not safe.

I don't have a bicycle.

I don't have a bike and don't have anywhere to ride it.

I don't have a bike and I walk through the neighborhood.

I don't have a bike and there are hills here.

I don't have a bike, I am 82.

I don't have a bike, not a good bicyclist, I grew up in the countryside, only learned to drive not bike.

I don't have a bike.

I don't have a bike.

I don't have a bike.

I don't have a bike.

I don't have a bike.

I don't have a bike.

I don't have a bike.

I don't have a bike.

I don't have a bike.

I don't have a bike.

I don't have a bike.

I don't have a bike.

I don't have a bike.

I don't have a bike.

I don't have a bike.

I don't have a bike.

I don't have a bike. I prefer walking.

I don't have a bike; not safe, lanes are not big enough to watch out for bicycles.

I don't have bike.

I don't have bike.

I don't have one, I would ride it if I had one.

I don't have one.

I don't have one.

I don't have one.

I don't have one.

I don't have one.

I don't have one.

I don't have one.

I don't have one.

I don't have one.

I don't have the time.

I don't have the time.

I don't own a bike and I'm too old for that.

I don't own a bike, also have a toddler.

I don't own a bike.

I don't own a bike.

I don't own a bike.

I don't own a bike.

I don't own a bike.

I don't own a bike.

I don't own a bike.

I don't own bike.

I don't own one.

I don't own one.

I don't want to own a bike.

I got rid of my bike.

I got rid of my bike.

I have no bike anymore. I used to have it at the beach.

I just don't have a bike.

I just don't have one and not too many places are a bikeable distance.

I Just don't own a bike.

I simply do not bicycle, I do not have a bicycle.

My bike got stolen.

My bike was stolen.

Afraid to be hit when on the road.

At my age I do not feel safe on the roads. there are a lot of crazy drivers and I would not feel safe .

At my age, biking is not a good idea. There's too much traffic on the roads.

Because I just don't feel like there is adequate infrastructure.

Because not comfortable with riding on the roads.

Biking on roads and highways is extremely dangerous.

Dangerous. Share roads with cars.

I don't feel like going down 202 on a bike.

I don't feel safe.

I don't feel safe.

I don't think there's any facilities around here for me to bike.

I don't trust the drivers. it's safety concerns.

I don't want to get hit by a car and I'm not that great on a bike. If I don't feel like exercising, I'm driving.

I live in the country and the roads are dangerous with cars speeding.

I live on a highway, so not safe for biking as well.

I only bike only at the shore as I do not feel safe bicycling with people on cellphone and talking not concentrating on their driving.

I think it is dangerous to bike, because of the traffic, and we do not have wide areas for bikes unlike in Netherlands, where it is exclusively for biking only areas. Here it would be dangerous suicidal because of sharing roads with cars.

I think it's too dangerous when you can be hit by cars.

I used to do it and it's not fun and safety biking alone.

I work from home. The roads around here are not set up for that.

I'm afraid that I will be hit by a vehicle especially if I don't go on a bike path and I'm not talking about bike lanes on the street.

It doesn't seem safe to bike around here.

It's dangerous to bike around here.

it's not safe on the roads around here.

It's not safe.

It's not safe.

It's not safe. Crime and people don't drive with sense.

It's too much miles per hour so its not safe. In order to be safe you need to go to a park but I have to drive there with a bike in the back of my car in order to ride safely.

I've been in this area for 30 years and has become too dangerous.

Just not comfortable on the roads.

Lack of safety.

Loose dogs running around.

My area is not really laid out for long distance travel on a bike.

No bike road in my area.

No biking trails. It's not safe.

No place for me to bike. I don't like to bike on a road where there are cars that ho 50-60 miles an hour.

No places to bike.

Safety and there is no real roads for biking.

Safety concerns.

Safety on outside of the town.

Safety there's danger in getting hit by heavy traffic. It would take too much time to go anywhere.
Too cold.

Safety.

Safety.

Some of the back roads are dangerous and cars are using it, and once can get hit.

The route and dog.

The street is dangerous.

The traffic in the area. I just don't feel safe enough to do it.

The traffic is way too congested. People are trying to do things too fast behind the wheel.

The traffic it's just not safe on the roads around here.

Too dangerous.

Traffic.

Where I live it is dangerous.

Because I'm sixty two years old and there's no where to drive a bike to.

Because of my age.

Because of my age. I'm 85.

I am just too old.

I am old.

I don't think it is prudent for me to bike as I am 75.

I'm 76 years old and still work full time. No time is the best.

I'm 77 years old what would I need a bike for. I've got a car and truck so I'm good to go.

I'm 86 years old.

I'm old.

I'm too old and out of shape.

I'm too old.

I'm too old.

I'm too old.

I'm too old. It hurts my bad back and my legs.

Just age.

Just that my biking days are over.

My age, but it would be a hazard for the people worried about me.

My age.

My age.

Not interested in biking at my age, worried about the traffic flow and it is dangerous situation.

Too old . 79 years old, scary on a bike. Occasionally bicycle on a traffic free hunting and fishing island nearby.

Too old and shaky.

Too old to do that.

Too old. I don't own a bike. I haven't rode a bike for the last 50 years.

At my age I am trying not to break anything.

Because I do not have the time.

I cannot leave spouse alone in house as unwell.

I don't have the time to just go biking.

I have been busy.

I haven't fixed flat tire on bike.

I just don't have the time.

I just haven't had time to do it like I used to.

I really don't have the time to bike.

I'm always working.

Long hours at work.

My husband has been ill and I've been caring for him.

My wife is sick.

No time.

No time.

Not having enough time.

Time and too bike in Delaware is too dangerous.

Too busy no time.

Work too much.

Because I am a runner and would bike only for exercise because I do not have bike commute option where I live as roads are just unsafe.

It's not my preferred exercise.

Stationary bike in my gym.

We do not bike outside except exercising bike at home.

I am just lazy and I don't have a bike.

I am lazy.

I'm just lazy.

I'm just too lazy.

I'm lazy and it's dangerous.

I'm lazy.

I'm lazy.

I'm too lazy, and I don't have a bike.

Just lacking motivation, living in a hilly area, not suitable.

Laziness.

Laziness.

Laziness.

Lazy.

Lazy.

Lazy.

Lazy.

I do not like it.

I do not like to bike.

I do not like to bike.

I do not want to. I have a car and I do not want to bike.

I don't enjoy biking.

I don't enjoy riding a bike.

I don't feel like it.

I don't like bicycles. People don't respect bikes on the road. There are not enough lanes for bicycles to go.

I don't like bikes.

I don't like it.

I don't like it.

I don't want.

I just do not like it. I live in a development and it is goes out to a dangerous county road where cars like fly by. One cannot go only around the development for biking.

I just do not like to bike.

I just don't enjoy it.

I just don't like it.

I just don't like to bike.

I just don't trust that the two wheels will hold me up.

I really don't enjoy riding a bike.

I'm just not a bicycler.

I'm not interested in biking.

I've never been a biker. I just do not like to.

No interest in biking.

Not interested.

Simply do not want to bike.

I am not all the coordinated.

I do not know how to ride a bike.

I don't know how to bicycle, risky due to lack of bike lanes, cars impatient should train drivers better.

I don't know how to bike.

I don't know how to ride a bike.

I don't know how to ride a bike.

I forgot how to ride and if I did ride, I will only ride through my neighbourhood.

I have never used a bike in my life.

I never learned how to ride a bike.

I never learned how to ride a bike.

I never was a biker, but not well.

I'm not good at biking.

It has been a long time since I biked I would probably fall off if I tried.

Never learned how.

Because I just don't I just walk.

Because I walk.

I chose where I live so that it is pedestrian friendly, so I can walk.

I do not enjoy biking. I do enjoy walking or running.

I end up walking instead.

I have a bike in Florida. And if I go out here for pleasure I walk my dogs.

I like to walk more.

I live in Riverfront, so I walk instead of bike.

I mostly walk for exercise.

I prefer to walk, and I like walking.

I prefer to walk.

I prefer walk instead of bike.

I prefer walking. I'm a walker.

I walk more than bicycle for the exercise.

I walk.

I walk. I don't want to be on roads with the way some people drive, don't pay attention to bike lanes. Safer on sidewalk.

I would rather walk than bike. Its safer. I don't like to be on the road where there's a lot of cars.

Because where I live there are hills.

I live on a very big hill. Generally the places I go it's not convenient for me to bike. When I'm going grocery shopping. I won't bike in bad weather heat, rain and cold.

It's so hilly here.

The places that we can bike here are mostly hilly. The country roads are very difficult for biking there's no bike lanes. Cars passing by blow their horns and scare you.

Because I live in an area where the road is heavy traffic and there are no bike lanes and it is not safe.

Because like I said before these roads are narrow, and cars are also using them.

Because of safety. Too narrow, even walking is dangerous one has to look his or her shoulder.

Because there are not enough bike lanes or safety for bike users.

Because there is a lack of bike lanes where I live.

Because where I live, roads are narrow and too dangerous like country roads too narrow, cars driving faster on them.

Bike lanes are not safe. I don't have a bike.

Difficulty navigating roads around here. Not enough bike lanes, difficulty interacting with traffic.

For safety reasons, no shoulders.

I do not feel safe, no side bike lanes.

I don't want to bike in a place that has no bike lanes.

I just live an area where there aren't a lot of shoulders.

I live in the country and so the people driver crazy and there's no place bike. You can if you want to risk your life.

It does not seem like there is a lot of room available on the road for both a car and a bike. The shoulders are not wide enough and there's no designated area for the bikes.

Just not taking the time. There is a little area on the side of the highway that you can ride but the sidewalks are too small or non-existent.

Lack of bike lanes. Basically safety.

Lack of shoulders on the main road that I live off of. There's no room for biking.

Narrow roads, I would be only able to bike the area that I walk, so I would prefer to walk.

No shoulders, must ride on the road.

Not enough bike lanes don't want to get hit by a car.

Roads have no shoulders.

The place I would go do not have bike lanes.

The roads, I do not trust. Lack of sidewalks, lack of bike trails. The roads are not really wide and would put myself to risk.

The roads, unless it is riding on sidewalk due to few bike lanes.

There are no bike lanes where I live.

There are no shoulders where I live and they bike where I live and cars get as close as they can.

There is no other way to get to the park as the only bike way ends at the lights and then it continues a bit, and then disappears and there is no side walks to get to the park.

There is not enough bikes lanes.

We live on a very small street. No bike lanes in the street.

Where I live, there are very small roads (hilltop roads), there's very little room and no shoulders.

Better transit.

I can get on my motorcycle and not have to pedal.

I don't wear slacks in public.

I have no reason to.

I have to go out to go bicycling.

I just go down to get the mail on it.

I'd have to wear a helmet.

It's more fitness related. I use the bike within the development. I haven't seen a lot of bicycle parking options in the stores I go to.

My health right now.

Not for work, maybe only for exercising.

Right now have an ankle injury that prevents me from biking.

The fact that I have fallen on a bike so I choose not to use one.

Tires broken.

Usually my bike tires are flat.

I just don't bike.

I just don't do it.

Question 23. I am going to read you a list of five types of transportation improvements. I'd like you to tell me which TWO you think should receive the highest priority for funding? ("Other" responses)

Maintain and repair the roads we have.

Building more biking options.

Communities more accessible to walkers, bicyclers, and more connected between communities, like a bike or walking path between communities.

Easier to walk or bike, no sidewalks here now.

I would like to see Light Rail improved.

Improve access to public transit.

Improve the bus schedule.

Improving the rail system.

Increase the availability of train route and public transportation.

Make the roads more wider with a footpath for people to be able to walk and not get hit as we living in the urban areas.

More cheaper public transit for seniors. Many places in Delaware have no public transit.

More trains.

New pavements where people can walk.

Not enough public transportation that is safe and affordable.

Provide rail transit.

We are in the country and not easy to get transportation.

Control the way people drive. Have more red lights, enforce rules on the road.

It would be beneficial if the side of the roads are safer, we do not have safe way to walk unless we go to a park, here there is no public transit whatsoever.

Look for every way to have safe road intersections.

Make the roads safer.

Repair sidewalks, roads for people to walk in safely.

Funding through the automakers to produce a higher miles per gallon vehicles.

Build better roads.

Change the Government in general.

Easier access to roads.

Make what they have, to work better.

More access to taxi cabs, Uber, etc.

Roundabouts.

None.

Nothing else.

Nothing.

Question 32: Are there other things that the state should do to close the funding gap for transportation?

Fix tax money, probably.

General raise taxes.

Go after the rich people and leave the poor people alone. Go after the people that have their millions.

I do not know except than higher taxing.

I think people that have all that monies and being paid higher payment, should pay more taxes and help more, and people who do not have that have type of monies should pay less.

I think they should get more jobs in the state and people taxes to fund these things.

I think they should reassess home values.

Raise property taxes, they are extremely low and because of it we have a lot of problems.

Raise taxes for the ones that have the most.

Raise taxes for the rich people.

Raising property taxes.

Registration for vehicles should depend on the value of the car. It's ridiculous that people pay the same taxes for different vehicles. Those who drive the most should pay the most.

State should know the people who can afford the increasing fees and taxes.

Tax increase.

Tax loopholes for those who make more money.

Tax on the wealthy.

The ones that have more should help more, more taxation of the wealthy.

The whole country needs to tax wealthy people to pay more in taxes, which they have not done, specifically with power of lobbying and power of money with their lawyers.

They might as well add to the income tax, because that will catch everybody.

They should raise the income tax rate of people who make excess of a half million dollars a year. Increase the income tax of corporations grossing more than half a million dollars a year. Increase the real estate tax of non farm acreage in excess of two acres. Increase sales tax on vehicle costing in excess of fifty thousand dollars. Increase the tax on cigarettes and alcohol. I would legalize marijuana and make it a state monopoly. I would arrange for increased work

release for non-violent offenders. Tax Churches. Tax unmetered parking spaces in suburban shopping malls. Tax Amazon.

They should tax cigarettes and alcohol.

Who makes more money pay more taxes.

Yes, raise the taxes on the rich people.

Anything that improves efficiency.

Be more efficient in the way they spend the money.

Become more efficient with the budget. Spend it better, be more efficient.

Careful budget and spend the money.

Cut down on overtime on DELDOT staff.

Cut wasteful spending.

Did Maryland recently not have a surplus?

Do an audit because I do not know where the money is spent. They are taking in more taxes but doing less work.

Don't overpay for the services that they need.

Don't waste so much money. Use existing funds more frugally.

Don't waste tax money and use it towards the funding gap for transportation.

Fire a lot of the management.

For them to try to get the best bids, get jobs done on time and not to waste.

Hire the right amount of drivers to reduce the overtime.

Honing on the money on the people that do the work, workers pay and funding, not saying they shouldn't get paid well be more diligent of financial expenditures.

I think the have to manage their money better than they have. Tax more or increase tax for the electric cars.

I think there are budgets that could be made to help transportation. Instead of useless things.

I think they should be timely in the way they do things, like construction.

Keep the money in the pool that it belongs in.

Not fixing roads that do not need to be fixed (repaired).

Obviously the state doesn't handle the money situation at all. They talk about how much they make off the lottery and it's supposed to go to schools but they do not even have air conditioning. Where does the money from the casinos go? I'm not mad at the casinos because I go there myself but where does the money go from them. The state has to learn how to budget their money better.

Pay some police budget and put on the transportations.

Prioritize the projects that are needed most.

Quit spending 7 billion in meetings and just build the roads.

Quit wasting their money on growing things like trees as they cut them down after.

Reallocate money, take away credit cards that are unlimited.

Reallocate money.

Reduce paying money to people who don't work even though they could.

Reduce personal cost and the pensions. The government keeps growing.

Re-evaluating funds.

Review all the advertising/bidding/contractors in place right now, and if they have to be unionized or not.

Say you have road work going on, I constantly see 6 to 10 people standing around and maybe only 1/3 of the people working. Be more efficient with the county workers. You should have area supervisors that patrol it and stop by the sites. You got people literally sitting and standing around. You'll have three people standing and one guy holding a stop sign. You want to talk about costs?

Shut government down.

Spend the money wisely; reduce waste. I think there is just too much bureaucracy.

Spend their money more wisely. They already get lots but every time they waste it. Every time they have a deficit they take it away from the highway fund.

Spend wisely stop spending on dumb stuff. Programs for welfare people don't help people out. Stop overspending on contracts and other wastes of money.

State efficiency. How they spent money on projects.

Stop giving money away to people who don't deserve it. How far are we going to go with this, they are getting out of hand with costs of things going up. You are bringing in refugees and giving them 1.2 million dollars each. I don't think our politicians are doing anything wise with our money.

Stop giving the money away to Baltimore and the same for the Casino money. We take it from our county and give it away. We do not benefit from the money we take in.

Stop raiding the transportation funds to use for something else. Enough allocate, budget and time to do road repairs.

Stop spending unnecessary money.

Stop stealing from the gasoline tax and fund other things. The gasoline tax should be for the roads.

Stop throwing money on stupid stuff. All they're doing is road repairs.

Stop wasting money with high salary. We need to know where the funds are going.

Stop wasting the money that they are already wasting.

Take it out of the lottery winnings. Take it out of the lottery that people play. What ever they do with that money, they should take it out of that.

Take more funds from the state lottery.

Take some of the funding away from road construction.

The problem is mismanaging governments need to do a better job at managing money no more tax.

The State should come up with ways to be more efficient and save money. They can get sponsors on some of the highway projects.

The State should just manage their money better. They're wasting their money on projects which would include projects that don't need to be done with roads.

They can be more responsible with the use of our funds to give back to our community.

They can reduce the wasteful spending of government.

They need to be more efficient with their spending.

They need to pay to contractor who have good resume instead of expensive contractors.

They need to work more efficiently, and cut out some of the bureaucracy. Streamline, fast-track projects.

They should reallocate the funds that they use for police infrastructure and reallocate to make travel to be safer and easier for people in the county.

They should use an equity approach and centre and prioritize their transportation efforts on those communities who have been historically disinvest in and need the most transportation support such as low income and minorities communities, who have been impacted by redlining and things like that. They depend on these things a lot more to get to basic necessities . Prioritize efforts that address sustainability and climate change

To close the MVA offices on Saturdays to save money.

Try to fix what we already have before trying to spend more money.

Use money properly.

Use the money that is collected from our taxes and from our motor vehicles since everything has gone up.

Watch who they're getting to bid on these jobs and make sure they get done on time.

What ever transportation people need should be affordable. If you raise individual prices, what does that do for families having a difficult time. Maybe make sure the money goes towards the projects.

Yes, prioritize what they have in all their resources, that they are misusing.

Yes, take the money being used on roads that don't need repairs and put it into public transportation.

Yes, we need to stop giving out monies out abroad and to focus locally or at home. Instead of supporting wars, giving more monies into the military and our focus needs to be locally.

Encourage electric vehicles with tax benefit for incentives.

Fees and taxes keep going up for fixed income people. Don't do that.

Help those who cannot get healthy foods, maybe provide discounted fairs to those in need.

I think they should together and find ways for those who can't afford it get it free with a dash system and those who can pay. Low income ride free.

Lower the gas prices.

Make it affordable for everyone instead of making it go higher.

The best thing is to lower the taxes and fees.

A fundraiser. Creating awareness for young people. Showing the advantage of using public transit.

Don't offer free transportation of any kind.

Eliminate the rent credit on the gasoline, and they can use that money to rebuild roads.

Fundraisers.

Get the money from lottery.

Have a lottery for just the state of Delaware to support the transit.

Have a some project for raising money.

Hire more police officers and give tickets to high speed drivers.

I do not know what kind of investments that they have. They need to find another income stream instead of only taxes, maybe some investments, that could generate funds. They need to find some other income stream to participate.

I think that income is an option does not unfairly penalize the poor to improve transportation infrastructure.

I think the fines for automobile, ticketing and stuff like that especially for excessive whether it's DUI or speeding or anything like that, should be raised. It is the only way for people to stop.

Issue bonds.

Legalize marijuana and tax it.

Lottery to pay for transportation.

People don't pay their taxes, need to due diligence.

People who drive without licences. They should find a better way to flag people. People with D.U.I's or things like that. A stricter penalty.

They need to charge for throwing liter on the roads. They should finger print everyone that gets a licence and when there are garbage bags on the road they should finger print them and then charge a big fine and use that money towards the roads.

Yes, target the monies that comes from all the ticketing, parking fees and violations, and all the monies collected because of fining drivers, etc., those monies collected should not go to general funds, but instead go to repair roads properly, and sidewalks, and about lightning of the streets. It is amazing getting all these monies from the area and are not given to the areas that need the most.

Absolutely but the state seems do not do anything unless the federal government gives them the funds. With the current administration, it is not a priority for them on transportation overall.

Ask for federal funding from Biden.

Get money from the government.

Get rid of Biden.

I thought we had a grant for that so why not use it?

It is pretty clear that money is not being used properly. Politicians are busy making back door deals, to those who contribute more to their campaigns.

More federal money on infrastructures.

Stop arguing what priorities are.

Stop wasting monies. Politicians should pay as they are always fundraising and should use a percentage of those funds collected for the transportation projects. Instead of buying new homes or whatever it is that are buying.

Take president by air instead of on the road, causes traffic jams.

Use the federal funding for highways.

Well, they need to take the advantage of the infrastructure bill that has been passed by the President into law and so use those monies instead of the asking the public as most of Wilmington are struggling to make ends meet and cannot afford to be charged with all those things they was mentioned in this survey to raise funds.

Buy new buses.

Fix the roads and sidewalks.

I guess it depends if it is ecological and if so, I would like to see electric and hybrid. Hybrid should be encouraged because we are not ready to go full scale electric.

I really think we need to look to the future that would save money like vehicle to the grid.

I think they should start looking at electric cars. Because there are just going to be more gas tax and they won't pay it.

If they had more buses in the city.

Improving and working construction is ongoing right now, which is needed although inconvenience. Why should routes that were four lanes do down to two, which I do not understand, seems for traffic pattern.

Increase ridership on public transportation.

Increasing the time zones locations for busing transportation. I would say increase the safety of using bus transportation.

Keep prices so everybody can use it and encourage public transit. Let the government help pay to make it better.

Make improvements in the roads.

More dedicated to the value of buses.

Put some more weekend buses on, getting people to work on the weekends.

Quit building roads.

Quit building roads. We need to be smarter about how we plan for the future.

Raise public awareness and that would encourage people to use the public transportation system. Advertise it more and make it more apparent to people so it's on people's minds more. Have a fundraiser or a public event to support the public transportation system.

State should support carpooling and neighbourhood transportation.

The only thing I can think there, They charge a very high rate of registration as compared to the state of Delaware and they do a very poor job of inspecting vehicles. So a lot of vehicles are sub standard they go through inspection without an issue.

There should be more investigation or surveys about serious traffic accidents where traffic jams are, where pedestrians are hurt on roads.

They need more buses.

Well, like I said before, we do not have a lot of options for transit, as we are in the country not available here at all.

Work more on CAV system. So we can look at moving at and automated vehicle sector.

Big tax corporation.

Charge the corporations including LLT.

Maybe corporate entities could do more in the way of some sort of fee.

Raise corporate taxes.

Tax the companies.

The State should levy taxes on the businesses in the area that are profiting and possibly providing more than their share.

Change the salaries of these politicians.

Cut down the pay on the legislation people (their salary).

Don't pay the legislatures so much as they don't do anything.

Elected officials should take a cut in their salaries.

Maybe the county commissioners can give up a little bit of their pay.

Not allow public officials to vote or not vote for their own raises.

Politicians should pay their cuts.

Quit paying for our government officials to drive around in cars and school superintendents.

Start cutting salaries of the people in charge.

A general road tax, infrastructure tax.

I would like to tax out of state vehicles on county roads.

The people that come from out of state should pay tax when they come to Delaware and it doesn't need to be high but could be 1 or 25 sales tax.

A gas tax is the best thing they can do but its not very popular.

Only automobiles by gas are paying the taxes.

The people that use the roads should pay for the roads through gas taxes. I don't think people should have to pay based on how many miles they use.

Annual Milage tax, monitoring the mileage travel annually.

I suggest that for people who use vehicles more often than others, they should have an extra fee charged.

Maybe put in an extra tax that consume more fuel.

Charge developers more.

Charge the trucking people to pay the most because they are the hardest on the road, do more damage and cause traffic congestion.

Commercial trucks should pay more.

Companies that use the road like Uber, the company should pay more to use the roads but the drivers should not pay more.

Developers subsidy fee in new developments.

Developers who benefit from roads should pay more to maintain the roads.

Taxing the companies that benefit from transportation improvements.

Trucks need to pay their fair share, they're the big causes of trouble on the highway, and the people who profit from the trucking industry such as Amazon and Walmart need to pay.

Eliminate unnecessary construction project.

Get rid of all the unnecessary spending for "pet" projects because there are a lot of them out there.

Some of the projects they have been pretty unnecessary. I don't know their rationale for doing a lot of them.

They need to take a look at their priorities and see what really needs to be done.

Use the available money and cut back on projects.

A lot COVID 19 package. They can dedicate COVID 19 funds to improve transportation in the county.

Be fair when you do it. Elderly reduced rates.

Because cost of living is going up and people have to feed their families, so people should be able to be paid good pay. The roads are dangerous.

Get people who shouldn't be driving off the road like DUIs. An accident messes the whole system up it's generally expensive.

Make funding more equitable for the poorer counties.

The higher ups shouldn't take more money than they already have.

The upper people get paid too much. The money should go towards funding better.

There should be access to handicapped persons for more regular hours and flexibility.

They can make a milestone of things that they want to accomplish and stick to it.

They could probably base it on peoples income.

Urge Biden to open the pipelines again and start using fossil fuels again and nuclear power.

When doing tax assessments, they need to consider that transportation is essential in order to create economic improvement. Economic growth has to come as a result of people being able to get where they need to go.

Yes, it is hard for people to make a living. To keep it a level where people can afford it right now.

Don't have suggestions but they have to.

Fix it once and make it right.

In addition to interviewing people randomly, like interviewing me asking me when I haven't taken public transportation for a long time, it would be more suitable to ask people who use transportation regularly.

No.

No.

No.

No.

No.

There should be some way to do this without creating more taxes, as we are already taxed to death.

They stopped spending money on the draining systems on the side of the roads.

Yes, I am sure that they are certain things they can do.

Question 47. What, if anything, would you be willing to do to improve air quality in our region? Examples include walking or taking transit instead of driving, refueling your car in the evening, or replacing your gas powered lawn mower with an electric one.

All of the above are great and shop local foods.

All of the above three.

All of the above, use fuel efficient vehicle hybrid or electric reducing unnecessary trips in car.

All of the above.

All of the above.

All of the above.

All of the above.

All of the above.

All of the above.

All of the examples.

All of the examples.

All of the examples.

All of the examples.

All of the examples.

All of the examples.

All of them.

All three suggestion.

I am willing to do all of the above.

I have already switched my gas lawnmower to an electric one but I would do all three; walking or taking transit instead of driving, refueling my car and replace my gas powered lawn mover with an electric one.

I live in a community where all of the above are done. We should have electric blowers, use more solar equipment.

I will be happy to do all of them if it's practical.

I would be willing to walk or take transit instead of driving, refuel my car in the evening and replace my gas powered lawn mower with an electric one.

I would do all 3 of the examples.

I would to all three as mentioned above.

I would walk or take transit instead of driving, refuel my car in the evening, replace my gas powered lawn mower with an electric one.

I'd be willing to do the above mentioned.

I'll walk, I would do all of the examples.

Walk or take transit instead of drive. Refuel car in the evening. Replace gas lawn mower with electric one.

Walking and taking transit instead of driving. Fueling at night. Replace gas powered lawn mower with electric one. Use less gasoline in vehicles.

Walking or biking, replace to have an electric vehicle and replace to have an electric lawn mower.

Walking or taking transit instead of driving, refueling my car in the evening, or replacing my gas powered lawn mower with an electric one.

Walking or taking transit instead of driving, refueling my car in the evening, or replacing my gas powered lawn mower with an electric one.

Walking or taking transit instead of driving, refueling my car in the evening.

Walking or taking transit instead of driving, refueling your car in the evening, or replacing your gas powered lawn mower with an electric one.

Walking or taking transit instead of driving, refueling your car in the evening, or replacing your gas powered lawn mower with an electric one.

Walking transit, refuel evening, replace gas lawn with electric mower.

I believe in more public transportation that is more green. Maybe more that is electrical.

I take the bus everywhere.

I would use public transit.

Take public transit more if it were more accessible. Carpool more.

Take public transit.

Take transit, walking.

Take transit.

Taking public transportation if it's available.

Taking transit , limiting pollution.

Taking transit instead of driving.

Taking transit instead of driving.

Taking transit to work. Replace gas power with electric for everything.

Taking transit walking.

Taking transit.

Taking transit.

Transit and electric mower, fueling at night.

Use mass transit.

Use public transit.

Use public transit.

Use public transit.

Willing to take the bus, if it was more convenient.

Already carpool, have a car that is better, no bad emissions.

Cut down on pollution. Car pooling. Use public transit.

I would do more carpooling if I had to be out everyday and do everything in one trip.

Move towards electric, carpool.

Think about car pooling.

Filling my car at night.

Filling the car in the evening. I planted an acre of trees to clean the air.

Filling up my vehicle in the evening and using electric gardening tools.

Fuel car in evening.

Fuel car in the evening.

Fueling in the evening and using powered equipment.

Fueling in the evening.

Fueling my car in the evening.

Fueling the car in the evening.

Fueling up in the evening. Take public transportation.

Gas at night.

Gas up in the evening. Take public transit if it was available.

Get gas at night.

Get my gas in the evening.

I can refuel my car in the evening.

I would be willing to refuel my car in the evening.

I would be willing to walk instead of driving but my knee's are bad , refueling at night and get an electric lawn mower.

I would do refuelling in the evening.

I would refuel car evenings, and replace gas powered lawn mower with an electric one.

I would refuel my car in the evening.

I would refuel my car in the evening.

I would replace my gas powered lawn mower with an electric one.

Not a problem here in the rural area (the air) but I can do refueling cars in the evening if that will help.

Not gassing up in the evening and gassing up in the morning. I might get an electric car.

Off hour refuelling, and more transportation options like biking and trains.

Probably get gas in the evening.

Probably putting gas in the car in the evening.

Put gas in my car in the evening.

Refill car in the evening.

Refuel car in evening.

Refuel car in the evening.

Refuel car in the evening.

Refuel in evening.

Refuel in the evening, possibly an electric mower.

Refuel in the evening.

Refuel in the evening.

Refuel in the evening.

Refuel in the evening.

Refuel in the evening.

Refuel in the evening.

Refuel in the evening.

Refuel my vehicle in evening

Refueling at night.

Refueling car in the evening.

Refueling car in the evening.

Refueling car in the evening.

Refueling car in the evening.

Refueling in the evening.

Refueling in the evening.

Refueling in the evening.

Refueling in the evening.

Refueling in the evening.

Refueling in the evening.

Refueling in the evening.

Refueling in the evening.

Refueling in the evening.

Refueling in the evening. Walking or biking.

Refueling my car in the evening and walking.

Refueling my car in the evening replacing my gas powered lawn mower with an electric one.

Refueling my car in the evening, or replacing my gas powered lawn mower with an electric one.

Refueling my car in the evening.

Refueling my car in the evening.

Refueling my car in the evening.

Refueling my car in the evening.

Refueling my car in the evening.

Refueling my car in the evening.

Refueling my car in the evening.

Refueling my car in the evening.

Refueling my car in the evening.

Refueling my car in the evening.

Refueling my car in the evening.

Refueling my car in the evening.

Refueling my car in the evening.

Refueling my car in the evening.

Refueling my car in the evening.

Refueling my car in the evening. I would love to be able to walk more, however I have a disability.

Refuelling car in evening.

Refuelling car in the evening.

Refuelling car in the evening.

Refuelling car in the evening.

Refuelling in the evening, and electric lawnmower.

Refuelling in the evening, and have replaced my lawn mower.

Refuelling in the evening.

Refuelling in the evening.

Refuelling in the evening.

Refuelling in the evening.

Refuelling in the evening.

Refuelling in the evening.

Refuelling in the evening.

Refuelling in the evening.

Refuelling in the evening.

Refuelling in the evening.

Refuelling my car in the evening, or replacing my gas powered lawn mower with an electric one.
Purchase an electric vehicle or a solar vehicle.

Refuelling my car in the evening.

Refuelling my car in the evening.

Refuelling the car in the evening.

Refuelling the car in the evening.

Refuelling vehicle in the evening. Replace gas powered lawn mower with electric one.

Refuelling your car in the evening replacing your gas.

Refuelling your car in the evening.

Refuelling your car in the evening.

Refuelling your car in the evening.

Replace gas car and gas lawn mower with electric.

To fill cars up with gas in the evening.

Already am driving a hybrid vehicle and I do walking too. I limit my driving and include several errands when driving.

Anything that could help air quality like using electric engine.

Buy an electric car.

Buy an electric car.

Buy better efficient car.

Drive less, and see if transfer electric car.

Electric car.

Electric car.

Electric car.

Electric cars.

Electric lawn mower and electric car.

Electric lawn mower, plug-in cars, I walk when I can, I would take transit if we had it, but we don't have it.

Electric vehicles.

Get a car that drives itself which is safe and ecofriendly.

Get an electric car and change to electric equipment.

Get rid of gas powered cars and stuff around the house.

Getting a hybrid vehicle.

Getting electric cars.

Hybrid car have one.

I already have done enough, I bought a hybrid vehicle.

I am already driving a hybrid car, live in townhome, no lawn mower required and I do a lot of walking.

I would consider a hybrid or electric vehicle if there were enough charging stations.

I would get an electric car.

I would have a more efficient vehicle.

I would love to have an electric car.

Possibly look into purchasing an electric car.

Replacing my vehicle with an electric vehicle.

Switching to electric car.

Use an electric car.

Use hydrogen powered automobiles.

Using a gas alternative car.

Using electric vehicle.

Walk instead of taking transit or driving. Refuel the vehicle in the evening.

We've looked at buying an electric car.

Continue working from home, stay off the road.

Don't drive.

Drive less and bike or walk more.

Drive less and gas up at night.

Drive less.

Drive less.

Drive less.

Drive less.

Drive less.

Drive less.

Drive less.

I drive my car as few times as possible. If I can walk somewhere I do.

I hardly do much driving, we are retired.

I tend to drive when there is the least amount of traffic so I don't idle.

I think I already limit my driving, make sure I plant trees, and do try to fuel my car in the late evening which is a good idea.

I think that we are doing enough already. We use our air conditioning and heat as low as possible. We combine our trips to use less gasoline.

I would drive less.

I would drive less. Authorities should clean up the trash more and fine residents that pollute.

Less driving.

Less emissions, I guess to drive less. Even farm equipment.

Make car trips more efficient by not taking as many car rides. Replace gas lawn mower with electric one. I grew trees on my property to provide more CO2. Include more options for powered vehicles like being Hydrogen operated or other solutions.

Making less trips and fuel in the evenings.

Not drive as much.

Not driving or using chemicals on my lawn.

Reduce my driving.

Reduce my travel by car.

Try to maximize the efficiency of my outings. Minimize my trips.

We already limit our driving. We work from home. Fill up my gas at night.

We do all our errands at one time one day a week. I would support the efforts of industry and Government I would vote for candidates who are concerned about the environment. Use companies that have good environmental policies. And companies that stop polluting.

Already have an electric lawn mower.

An electric lawn mower.

Buy an electric lawnmower.

Electric car and electric lawn mower.

Electric lawn mower.

Electric lawn mower.

Electric lawn mower.

Electric lawn mower.

Electric mower, I don't go out as much as I used to.

Gas powered lawn mower replaced with an electric one.

Gas powered lawn mower.

Get an electric lawn mower. Refueling at night. Walking or taking transit instead of driving.

Get an electric mower.

Get rid of lawn mowers, plants instead of roundup ready grass. leaf blowers are bad.

I already have an electric lawn mower. Refueling my car in the evening.

I already have replaced a gas powered lawn mower with an electric one.

I don't like buses. I have to drive. I use an electric mower.

I have a battery powered mower. I drive less.

I have an electric lawn mower.

I think it would be replacing lawnmowers with electric ones.

I use electric tools. I've got a hybrid car.

I would get a new lawn mower.

I would go with electric with my lawnmower and I would walk more.

If I could I would replace anything that I can with electric.

Improve electric apparatuses lawnmowers and what not.

I've already done the lawn mower and weed whacker.

Lawn mower change to electric.

Lawn mower with an electric one.

Probably the lawnmower.

Replace appliances with electric ones. Walking.

Replace garden equipment with non gas powered things, increasing walking and biking, trying to limit car trips.

Replace gas lawn mower with electric one.

Replace gas lawn mower with electric.

Replace gas mower with electric mower.

Replace gas powered lawn mower with an electric to avoid getting fumes.

Replace gas powered lawn mower with electric one.

Replace gas powered lawn mower with electric one.

Replace my gas powered lawn mower with an electric one and using the bike instead of driving.

Replace my gas powered lawn mower with an electric one.

Replace my gas powered lawn mower with an electric one.

Replace my gas powered lawn mower with an electric one.

Replace my gas powered lawn mower with an electric one.

Replace my lawn mower and fuel at night.

Replace the lawn mower with an electric one.

Replaced my lawn mower.

Replacing gas lawnmower with an electric one.

Replacing gas lawnmowers with electric ones.

Replacing gas powered lawn mower with an electric one, if not so expensive, as I have a tractor now.

Replacing gas powered lawn mower with an electric one.

Replacing gas powered lawn mower with an electric one.

Replacing gas powered lawn mower with an electric one.

Replacing gas powered lawn mower with an electric one.

Replacing gas powered lawn mower with an electric one. Taking public transit.

Replacing gas powered lawn mower with electric one. Gas up in the evening. Carpool. Riding bicycles that are not gasoline powered.

Replacing gas powered lawn mower with electric one. Replacing current vehicle run on gas with electric powered vehicle.

Replacing gas powered lawn mower with electric.

Replacing gas.

Replacing lawn mower with an electric one, keep my car tuned up good.

Replacing lawn mower with an electric one, refuelling my car at night.

Replacing lawn mower with an electric one.

Replacing lawn mower with an electric one.

Replacing lawn mower with an electric one.

Replacing lawnmower with an electric one.

Replacing my gas powered lawn mower with an electric on.

Replacing my gas powered lawn mower with an electric one and refueling my car in the evening.

Replacing my gas powered lawn mower with an electric one.

Replacing my gas powered lawn mower with an electric one.

Replacing my gas powered lawn mower with an electric one.

Replacing my gas powered lawn mower with an electric one.

Replacing my gas powered lawn mower with an electric one.

Replacing MY gas powered lawn mower with an electric one.

Replacing my gas powered lawn mower with an electric one.

Replacing my gas powered lawn mower with an electric one.

Replacing my gas powered lawn mower with an electric one.

Replacing my gas powered lawn mower with an electric one.

Replacing my gas powered lawn mower with an electric one.

Replacing my gas powered lawn mower with an electric one.

Replacing my gas powered lawn mower with an electric one.

Replacing my gas powered lawn mower with an electric one.

Replacing my gas powered lawn mower with an electric one.

Replacing my gas powered lawn mower with an electric one.

Replacing my gas powered lawn mower with an electric one.

Replacing my lawnmower.

Replacing the gas powered lawn mower with a battery operated one.

Replacing the lawn mower.

Replacing your gas powered lawn mower with an electric one.

Replacing your gas powered lawn mower with an electric one.

Replacing your gas powered lawn mower with an electric one.

Replacing your gas powered lawn mower with an electric one.

Replacing your gas powered lawn mower with an electric one.

Something that is electric.

Stuff like the electric or refueling in the evening. I would walk more if there are more paths. There are no sidewalks. The pedestrians have to walk in the road or on an incline.

The electric lawn mower and fueling at night, walking and or taking transit.

The lawnmower and weed wacker are not gasoline.

Use a right lawn mower.

Use electric things in lieu of gasoline powered stuff.

Use those contractor who has electric lawn mower.

Using electric lawn mowers.

Using electric machines instead of gasoline ones.

We have an electric lawn mower and getting gas in the evening.

I already walk when I can. I refuel in the early morning or evening.

I already walk, bike and take buses. Ask people not to pick me up unless it's the only way I can do something.

I do walking at a lot places to do my business. I 've got a hybrid car that I refuel in the morning which is the same deal as in the evening.

I walk all the time, more walking.

I walk. Electric mower and trimmer.

I would do walking instead of driving.

I would say bicycling and walking more.

I would walk more if they made it easy to walk and put in bike lanes. Refuel vehicle in the evening. I already replaced gas powered lawn mower with electric one. We are buying another electric vehicle. I reduce my energy consumption with heating and cooling.

I would walk or take transit instead of driving.

I would walk. I would refuel my car in the evening.

I would walk. Ride my bike.

If I could walk safely I would do that.

Improve walking situations.

More walking.

To walk more.

Walk and bicycle.

Walk and bike more, use alternative transportation.

Walk instead of drive or take transit. I would use more electricity. We already do a lot of car pooling.

Walk instead of drive, I would get an electric car.

Walk more and drive less.

Walk more.

Walk or take the bus.

Walk to work more often.

Walk.

Walk.

Walking and bicycling and reduce usage of a gasoline vehicle.

Walking and public transit.

Walking and refueling car evening and have an electric car if practical.

Walking and replacing my gas powered lawn mower with an electric one.

Walking and replacing my gas powered lawn mower with an electric one.

Walking and taking public transit.

Walking if possible.

Walking instead of driving.

Walking instead of driving.

Walking instead of driving.

Walking instead of taking instead of driving.

Walking instead of taking transit. Refueling car in the evening. Open to replacing gas powered lawn mower with electric one.

Walking more.

Walking more. Use less fuel. Be outside more using what nature gives us more instead of being stuck in a house instead of burning up extra fuel. We can use fans and open the windows instead of using air conditioning.

Walking or taking transit instead of driving.

Walking or taking transit instead of driving.

Walking or taking transit instead of driving.

Walking or taking transit instead of driving.

Walking or taking transit instead of driving.

Walking or taking transit instead of driving.

Walking or taking transit instead of driving.

Walking or taking transit.

Walking, and refueling in evening.

Walking, gassing my car at night.

Walking, refueling the car in the evening.

Walking.

Walking.

Walking.

Walking.

Walking.

Walking.

Walking.

Walking.

Walking.

Walking.

Walking.

Walking.

Walking.

Walking.

Walking.

Walking.

Walking.

Walking.

Walking.

Walking.

Walking.

Walking.

Walking.

Walking.

Walking.

Walking.

Walking. Drive less.

Walking. Hanging my clothes outside instead of using a dryer.

Biking.

I already walk. I have an electric lawnmower. I limit how much I drive.

I would be open to biking more.

Anything that improves efficiency and safety of walking or shopping more locally.

Cutting down on development and planting more trees.

Grow more trees.

I believe in a naturalized yard where we only mow twice a season. I probably wouldn't take the bus. I fuel in the evening. I limit my trips and I combine trips.

Not cutting trees.

Plant more trees.

Plant more trees.

Plant more trees. All of the above.

Gas quality.

I already have solar power. Walking instead of driving or taking transit.

I am very selective about when I burn wood in my fireplace, biking and walking more.

I recycle and have gone completely green.

I think people should change to propane and natural which is cleaner not necessarily cheaper.

I would agree to having emission testing more often.

I would put solar panels on my house.

I would recycle more.

I'm willing to recycle.

Increasing peoples awareness.

Investing in not polluting industry.

Less use of fuel.

Lobby for holding the polluting companies more accountable. I would be willing to walk or take transit instead of driving, refuel my vehicles in the evening and switch to an electric lawnmower.

No smoking.

Put up a big wall between us and Maryland to keep out pollution.

Replacing the electric power lawn mower.

Solar winds.

Support people in legislature that agree with that.

The cheapest one.

Use both gas and electric.

Use more reusable energy.

A lot of the problems stem from the mid west. Manufacturing. You really have to take a look at half a million square miles to see what's going on. We need to take a look at it.

China and India should pay to clean their area.

I can't change anything.

I rely on the gasoline more.

I think our air quality is just fine. The only problem is the pollen.

I would be willing to improve, whatever the government comes up with idea, I would go with it, as I do not disagree with government.

I'm already doing most of the good ones. Not necessarily because I want to.

I'm not interested in electric. It doesn't hold up. I look at it real deep. Where I live there are not many pollutants. Half of the pollutants are coming from China and nobody wants to do anything about that. If China wasn't the problem then everybody should do their part.

I'm willing to do my part. I think the air quality is important.

Limits on industrial output.

More accessibility to sidewalks for bike riding, more public transit.

None of the above.

Not really.

Remove all the factories around Delaware. Stop airplane pollution. Improve cleaning up the sewer system the leaves in the fall clog up the sewer system and there's issues season after season. Trimming tree limbs around phone wires before a storm hits.

The fumes of gas. Too much from the cars.

Question 53: Why do you agree with the statement “Transportation is done well in Cecil County/New Castle County?”

All the roads get you to where you have to go. There is no place I can't get to.

At least the roads that I use and projects that I see being done are beneficial.

Based on my own personal opinion, I have had a good experience however sometimes a lot of traffic in construction areas.

Because I do not see transportation problems in Cecil County. It is excellent.

Because I have no problem getting around in Cecil County.

Because I typically don't have much problem moving around New Castle County.

Because I've never had anyone have any problems with transportation.

Because things are still seemingly moving as long as we obey the rules.

Buses complicated. They at least try to be there on time. Doing the best they can, transportation system. not aware of problems in Cecil county.

Everything is fine.

Everything is okay, good.

I do not have any issues with my immediate area, except 95 is bad, and keep widening that road. I would like them too have trains on 95 (corridor new York, DC) and that would help that .

I don't have any complain.

I don't have difficulty getting around. I was born and raised here. I bicycled when I was at that age. I am an avid walker and hiker and have not had any problems.

I don't hear complaints.

I don't know of any big complaints of transportation.

I don't see any problems.

I get around well in Cecil County.

I see the things that are working well. There are a lot of stop signs around.

I'm living here so I have to agree. We can get anywhere in the county without having to pay a toll but it's when we want t to leave the county that we have to pay tolls .

It doesn't work for everyone but it works for me.

It is done well. But I think it can be done better. When they make plans for new developments, they should then work on the structure on the roads which would alleviate problems with the roads.

It meets our roads needs, Route 1 got paved.

It seems okay to me but I really don't know.

It's going along pretty good, they're doing alright.

It's not horrible. The world can do a little better. Overall it's not that bad. I wish we had more metro/train stops.

I've not had a problem getting anywhere.

There is no problem.

We can get around just fine. We're rural out here.

Because although they may not have frequent scheduling the busses are punctual and the routes are accommodating in areas that people need to get to and going into amazon where people work and its as accommodating.

Because I think it's open to everyone, whether you drive, bike or take the bus. The bus system they have here is excellent and you can get everywhere.

Because I use a lot of the bus services, and have seen everything is good.

Because I've been here a while and I noticed the change in the bus routes, they got better at taking you places like the mall, it is easier. Helping people get access to their jobs got easier.

Because they have buses and Uber. Whatever way you want to go is out there.

Because you have Uber, different ways transport and encouraging taxi services, one or two down here in Wilmington, and Newark.

For myself and my friends who use the public transportation there hasn't any issues.

I get along as well as I do because I am able to go into town and go back home by bus.

I see the traffic but it's not by my area in Cecil County but just down Route 40. I see different buses and all.

I think the transportation company does a good job of connecting the buses to various places.

Most people are using public transit.

The buses are good.

The buses I see them run on Saturdays and Sundays. They make the transportation as easy as possible for people.

The buses make transportation available for the people that like to take them.

The people can use public transportation.

There's a lot of public buses. There's smaller buses that take people shopping and to the doctors.

They added more bus stops to certain areas.

They offer public transportation for people who need it and also medical transportation for doctor's appointments.

We have the train station here. People have a chance to take the train or walk to the train station, I don't see a lot of busses though.

Whenever I go and catch a bus it's right there.

Because I actually get the Wilmapco newsletters and I get communication from my community representative.

Because I am satisfied with our roads, environmental concerns, air and water quality being taken into account as it all ties up in transportation. I am active and did take into consideration

when I was told to have cement underneath the sidewalks so as not have the water run and pollute into Chesapeake, but instead have it to end up under tree which is a native species.

Because I know about them, I don't know about the ones in Delaware.

Because I know how much is going (research) into it and all the work that is required.

Because I think our roads conditions are okay, as well as it is easy to find information if I am looking for it. I like that they conduct surveys over the phone. Also, I like New Castle Community where there is access to give local input for your community at the community centers.

Because I'm always following the news and that's what I'm hearing.

Because just what I read from news, and internet, and I get the impression they are doing fairly well.

Because we have an excellent manager of community services who is responsible for mass transportation.

Because you have a man who is head of that (government) he was elected and is an extremely bright politician and is in charge of the county council (I cannot think of his name right now).

I have been informed of some of the things they are doing here. They are adding another exit between exit 100 and 93 in Perryville.

I haven't read it every time I got it but it made a lot of sense.

I know they put up billboards and signs when there's a new project and they do try and communicate with the community.

I met some of the folks that work in that department and seem to know what they are doing. They gave good presentations and their plans for the future.

I went to one Wilmapco meeting. They put in a lot of effort but I don't know what the outcome was.

Because I've seen quite a few improvements such as the widening of route 1, route 40, route 301 and ez pass.

Because they are keeping up with the roads, and also seen working on the bridges.

Because they are taking good care of our roads, and are not built a lot of things, and we still have our farms.

For what we do, the roads are always pretty driveable.

I can see what they're doing. When ever I go around I can see what's being done on the highway with construction.

I don't get frustrated by them doing work, they're doing a good job fixing potholes, the 301 bypass is well laid out.

I have not heard anybody my family say that they all drive, so it is pretty good. A couple even uses buses.

I have seen quite few roads being done pretty quickly and original I moved from New York, and where they are pretty slow in fixing roads.

I'm satisfied. Our roads are well kept and always working on them. They always have a project going on and they do a good job.

It seems the roads are maintained, and traffic flow seems to be good.

Other than the fact that road construction have been a big hindrance to traffic, the roads are better. The I-95 has been improved and Route 1 and the turnpike highway and other major roads have been better.

Other than the traffic I think they do a pretty good job of maintaining the roads.

Road systems are efficient.

Roads are better than in Wilmington, a better system. Maintenance of roads better in Cecil.

So far everything has gone well in terms of repairing the roads - especially the I95 and Route 1.

The road improvements that you're making seem to help. I just feel like what I'm seeing is effective.

The roads are good.

The roads are very good here, nice and wide, signals are very clear.

The roads are very well kept, monies have been invested, and they have put in more circles.

The roads that we travel are snow removal roads during emergencies. These roads are clear.

They are doing a pretty good job of extending the lanes on the highways and things like that. Making it easier to get around in certain areas. For example, what they did at the river front. You can cut through and not have to go around.

They are working on the roads now.

They do a good job. The roads are fairly well okay.

They do try to keep the roads up more than Delaware.

They put done new pipes and fixed all the roads with very little interruption.

They seem to be doing more for the roads. They repaving a bunch of different roads. They're making the round a bouts wider so the cars have more room to maneuver. Prior to that there were a lot of car crashes.

They're fixing 95. I live in the city and it affects the city more than the county.

We don't lay down a whole lot roads in the farmland. Take care of what we have.

Because I think they have a lot of good ideas for planning for parks and bicycle trails.

Because we have a lot of developments for parks and several areas in the community where you can walk, and also build more sidewalks and so they have been looking out for residents, for their dogs, and to get us to be healthy and to reduce us driving every where.

I think most of what I see as I travel around New Castle is projects that are adding bike lanes, and other infrastructure that will make it better for the residents of New Castle County.

Looks like thought being put into the right areas, like bike lanes, link cities by rail. Do more of that.

The work is done in some area and bicycling trail are good plan.

Because it seems like they're putting forward projects to improve congestion on major routes.

Because New Castle county covers a lot of areas, by having the planning staff get together and put all those brilliant minds together I think they can touch all the areas of the county. They can reach out to more communities.

Because someone is doing it, as things are being done.

Because they are doing a good job with it.

Because they are projects that are implemented that have had positive effects.

Because they're always doing construction.

First of all, the area is pretty well developed. That transportation was done years ago. The areas in the lower part of the county, there is quite a bit of planning and regulation.

Help the older people.

I feel if they are going to work on transportation in Delaware that maybe they're making the right choices.

I look around and I see what's going on. I have the impression that they city and county government are aware of the problems that this kind of work can help.

I think the projects are well thought out. The congestions is in certain areas like route 202. But for some people 1 and 95 are difficult are terrible for people commuting in the morning but I think they do plan well.

I think their planning is fine.

I think they are doing a pretty good job.

I think they do a pretty good job.

It's a progressive county and open to the public. If you need information, the county office helps. I find it easier here than other places.

The planning is very important, you always have to keep assessing the needs, the population growth and everything overall.

The projects I've seen have gone well and ended up with a good result.

The projects I've seen locally, have been largely beneficial.

They are doing a lot of work.

We have tons of projects is going on.

We're having things done here. They keep working on it. It has been an ongoing thing since the 60's.

Because if they continue on this current path now for about the last two years, it looks like improving.

Because it is better at this time.

I continue to see improvements and I see the input we give is being channeled to the appropriate people.

I do see some improvement but needs more.

I satisfy with updating process.

I see the improvements that I have made. I have lived here for many years.

It seems like we are making good progress. The highways are improving.

It's getting better.

I've been seeing improvements as I have been going in my neighbourhood with bicycle lanes and diagonal parking.

They are making improvement.

They do a lot of things to improve stuff.

We've had some improvements here, I see a bunch of long-term roadwork here, and they've made changes with trains and buses.

Because I'm familiar with the County's transportation plan.

From what I can see, the transportation system is adequate in the area with respect to getting to places such as Dover in Delaware.

I think the transportation system is pretty impressive. I like it: it's got trains and buses. The transportation is well managed.

It's fairly well done here if you compare it to Philadelphia. I drive 4 miles to the train station and then take the train to New York to work and then I go back on the train and take it back here and

drive 4 miles home and I spend all my money here. I'm the prime example and there are a lot of people here that do the same thing.

My family young enough to make use of transportation system.

Seems that they are attempting to improve the transportation in the county.

Some of the transportation is planned well, but there is still too much traffic.

They did just build transportation to the City but we need new buses.

They have good transportation and roads are good.

Transportation is good.

I can see the area where I live, the effort that's been made with traffic circles etc. to reduce congestion.

I don't think the traffic is all that bad in this end. There are not a lot of cars on the road and is not congested.

I would say the use of my personal transportation and the use of transportation by people I know.

There is no congestion in Cecil County.

There isn't much congestion.

They did build a new bridge and they widened it, so it's better for traffic. They put a light outside our development which was badly needed.

I've been on other states' roadways which aren't as good.

I've been on the roads almost everyday and I'm happy with what I see.

We're much better compared to Delaware because we have less red lights. Delaware has too many red lights.

I guess they are trying.

I guess they're trying to do the best they can. They do improve the roads in Cecil County.

I think they are doing the best that they can.

I think they are trying.

I think they do the best they can with the money they get.

They did the best they can.

They do what they can.

They know what they're doing.

They try hard to fix the issues that we have, although it is a very busy state. So many cars on the road and lots of traffic.

They try so hard and they more try they get more.

They're trying. Last few years started a bus system, railroad station reopening. A ways to go.

Because I think more required is public transit, bike lanes. Just too much congestion. Just needs common sense.

I do not know really, I have been in the state all my life. Because of some of their projects, some of them they take forever, a long time to do it or complete it.

I think we need public transportation around here.

Only because I think the density of population makes it difficult to do any kind of public transportation projects, and as a result whatever they've been trying to do does not seem to be happening. I think trains could be improved especially, connecting Philadelphia and Baltimore.

Only somewhat agree, lack of knowledge on planning and choosing projects.

Well, it could go either way. And when I go on the 272 leading to the 95. There is no red light here at the end of this road leading to a lot more congestion.

Well, the transportation that I see are people taking buses or are driving, but one sees less people on bicycling, though at Memorial drive was changed to accommodate bicycling and no one is using it. So wasting tax payers money, and they need to return back the road to the way it was as two lanes to and from each side.

Because I mean you just watch it where we live. In the area where we live we see it all the time.

Because it is needed.

I don't know if they make decisions or how they're made or if they're made well but the fact that they are reaching out for information to make more informed decisions is a good sign to me and therefore I'd rather lean towards the positive.

I took note while walking.

I trust them.

In my area, the transportation planning is all over.

It's fair.

Just because its a whole lot safer. A lot of people on and off the bus and there's a lot of people trying to get transportation.

Service I've experienced has been good, clear up downed trees done well and snow plowing exceptionally well done.

They have straighten Wilmington pretty good.

Because I don't know any other.

Because we need it.

I do agree although there are still a lot of things that need improvement.

I do not disagree. Not really involved with everything with that.

I don't take transportation.

I really do not know who decide and what they are doing, and how it is done.

I really wanted to say it's medium. Not great but not bad.

I'm not that familiar with it.

There's not much I can do about it.

Question 53: Why do you disagree with the statement “Transportation is done well in Cecil County/New Castle County?”

Base on traffic and limited public transport from the suburbs to the city. Lack of full sidewalks for walking.

Because its chaos out there in the evenings during rush hour, it's almost grid lock out there.

Because I've seen nothing over the forty years I've lived here. Its congest and its red light after red light and the back roads are a mess.

Due to the 141 the traffic jam it's been years before they solve the problem there's more accidents. There needs to be an immediate plan to solve the problem for serious situations only, not waiting for four years.

I drive frequently, and I have always noticed that they are doing work on the same area over and over again, and it is more congested, and does not make the traffic flow safer anymore.

I guess when I'm in the car it seems that some of the traffic patterns are too congested. People aren't paying attention. It's not the planning commission fault, I guess it's that people aren't paying attention to what they're doing. I find that a lot of people driving now are not looking and paying attention to what they're supposed to be doing.

I sit in traffic. All kind of construction at all times.

I use to work south of I95, it is a cram in the morning and evening. 202 is always jammed.

I'm retired so I'm not out and about like I used to be. When I have to go out there's a lot of congestion everywhere and it seems to be with people working on the roads like on I95, on the main roads. Sometimes traffic is bad.

It's an over abundance of vehicles and not enough roads. Too much construction on the roads at one time.

Its just a mess, the roads are a mess too congested.

Just that traffic and the construction on the roads all the time, specially in Newport area. I have a sister who moved away ten years ago, and says each time she returns the roads are still under construction somewhere, never ends.

Lot of traffic and accident.

So many crash.

The traffic build up has gotten to the point that I don't think it was planned well.

The traffic congestion.

The traffic is getting worse.

There is always so much congestion and you can't even walk to some places because of it. I often think don't they ever plan it better?

There is too much congestion and again the trucks which goes back to the growth of the county.

They cause a lot of traffic issues and unfinished projects all the time.

They have created a disaster at huge intersections, so confusing. Too much traffic in one area coming from so many different directions.

Traffic jams by presidential planning of road trips not done well.

Traffic not organize.

Well, from my own experiences is that as I drive I notice it is on more congested roads, as more housing and developments are being built without taking into account the roads. With the now more influx of people moving to state and the roads are the last thing taken into consideration when it should be the first when planning housing or developments.

All the construction seems to be going on at the same time. How poor the major roads are. Even in the suburbs and rural areas.

Because the construction jobs are poorly planned, and so they block the roads for a longer time than was to be, and it becomes very difficult to get around.

Because there are a lot of projects yet for years to be finished, and are never done, and it just seems that the roads are never improved, and there is always some damage somewhere along on the roads. The roads that need to be improved liked the back roads and the narrow roads are not touched or rarely touched, while in the wealthy area roads are always being worked on and improved.

Because they close too many roads at the same time to repair them.

I wish they would hurry up and get done with route 7 and what ever it is that they're doing out here. It just seems like they open the road and then the next thing you know it's closed again. I just wish they would hurry up and get done with what ever they're doing out there and it's close to where I live. Everyday it's a different way that you can get out or you can't get out.

I'm ignorant of the planning stuff but I see where we are at. It might be better now. It's a disaster on I95 routinely. It's very poorly planned. We don't have decent train service to Philly or Newark that should be an easy well run service and it should be affordable.

It seems to me that there is a lot of inconvenience created by these projects that don't have a lot of prior warnings. Maybe it's a communication issue.

It seems what they're doing to me doesn't really have a plan in terms of road projects, closing roads at inopportune times.

It's like there's construction on all the different areas for entering the city. All happening at the same time.

Its overdone too much construction as it is.

Over the Hayden Bridge there was a difficult time. And an elderly lady had a beauty shop and she had to go out of her way to get home.

Primarily because there's a huge project on I95 that is taking two years. It causes massive backups in increased traffic and accidents almost everyday where the construction is occurring.

Roads and construction is all done at the same time.

Roads are always in construction, traffic and projects don't get finished.

Some many construction is going on.

Some of the projects have been going on for years, like 141. It hasn't been completed.

That's how I feel about it. It's not handled very well. Things that used to take two years to complete now take six years to complete.

The construction is non-stop and they take too long.

The frequency in which there are road blockages and it seems like it could be done better in terms of construction projects.

The many snafus in projects that I see. The long term process that goes on just to fix a two mile stretch of route 141 takes 2 years. If you got to do something lets not tie everybody up for so long.

The transportation planning should have less construction at the same time, and have other access roads available.

There is always construction happening. The 141 is always under construction.

There's always different road projects that cause congestion. Projects take too long.

There's too many projects that are being worked on at the same time affecting the same area.

There's too may road projects being worked on at the same time causing detours every 3 blocks. I'm sure they have their reasons but I wish they would work on one and then finish it and then work on another one.

They spent a lot of money on the 301 Bypass.

They will get numerous projects started that will go on and on instead of doing a project and sticking with it until they're done in a shorter period of time than six being done at the same time.

Things never get better. Instead of people stand around the constructions sites, have them do more. On the existing passenger and rail system, get more system to Newmark. The airport in New Castle County, encourage the airlines instead of discouraging the airlines.

Timing of traffic lights, overall congestion and construction, bad timing between construction projects.

Too many constructions and it's taking too long.

Too much road construction on I95, the highway is down to one lane. I don't believe that it was planned well. They also do construction to the beach in summer and not in the winter when it is not busy.

When they work on a road in New Castle County, it seems like it takes forever. It's not done in a timely fashion.

You picked a bad time to do construction on roads. I would have waited until after the holiday. It was already congested before and now it is worse.

Don't take care of the roads very well, too many tools especially bridge, should make bridge crossing available to walking and bicycling.

I just think long term planning and traffic range pattern planning does not take into account the heavy trucks causing road damages and traffic congestion. Especially in two areas in the county, it is really bad. I do not know what these trucks are paying in taxes, but I think they should be charged an extra fee.

I think our area is left out in terms of road repairs.

I think the construction is haphazard and seems to not last very long. The same roads are being repaired repeatedly.

Quality of roads and lack of bicycle and walking paths.

The roads are maintained well but if there's an accident, they just patch the roads.

The roads in Cecil County are horrible. It has speed bumps in it. The roads are weather worn. They take tanker trucks and put a brine solution on the roads it rusts out the underside of your vehicle and it eats up the asphalt on the roads.

They don't seem to be apt to the area where the roads are worse.

We need more road fixing.

Based on the busing in the area and 15 minute drive it can take 2 hours on the bus, it non existing bussing, section 05 it cuts communities in half.

Because as I said earlier, they might be trying to improve things by this poll, they might be some improvements, but there is not enough public transportation, it is practical non existence in New Castle County, I call Delaware little California, because everyone is forced to get a car as there is no other option.

Because for starters I have a handicapped daughter and I have a handicapped and before I had a van we had to make appointments a month in advance to get her out anywhere.

Because from what I see and I experience it's just inefficient. It's a 25 minute drive but I could be on a bus for 2 hours.

Because I feel that there could be better public transportation and also there no buses on Sundays.

Because it lacks public transit well development or funded and vast improvements can be done. If we had iconic buses, good looking, nice rides and people would want to ride it. Or a local regional rail. I was born and raised here, and the buses were always having a reputation to be used by the poor due to lack of car ownership.

Because no trains.

Because the bus services are not wide enough or reliable enough and in this case if you want to take a bus to Wilmington, which is 6 miles away, in the morning there are a couple of buses that go there or if you want to go in the evening inhere are a couple of buses available but there's nothing in-between in the daytime.

Because there's no buses.

Because we have no transportation out here.

Better things to do like improve transit bus routes.

Bus wait time too long one person per car travel to school should be on buses instead of cars.

City residents do not have enough access to public transit and some new projects do not benefit the citizens.

I don't drive so I use the bus a lot. The buses go everywhere, but not often enough. I wonder why they don't have smaller buses. They have buses with 4 people on them. It would be more economic.

I feel it's only concerned with roads and there's little concern with trains.

I have been 20 years living here and there's no parking rides.

I have seen where they have re-structured how the buses run. This has been a problem for older folks. The older folks have had to walk more. There is no seating or shelters for the elderly.

I hear complaints constantly, people shot on the buses, I worked for 14 years as an inspector, a lot of business owner complaints about lack of safety on buses and other crimes.

I know a couple of people that take the buses and they tell me that they do not come often enough. I know with Chicago that they run all the time, every ten minutes.

I live in Chesapeake City Maryland, I have a medical practice in southern Cecil county. We cannot get public transit to come and get people from where I am down to Cecilton to a medical facility.

I live on a highway and there are, as far as I know, on my four corners there is no bus stop. We do have a problem with how long it takes the traffic light to change to get out of the development. It takes forever for the traffic light to change.

I think we need better busses and transportation. The operation of the busses.

In the area that I live in you can't catch a bus from here. You need to get an Uber or have a car.

It is not good there is a lot of improvement to do with bikers bus improvements and a lot of traffic very poorly developed.

It seems like the area that I live in there's not much accessibility with public transit.

Lack of public transportation.

Lots improvement can be done like having more taxi.

More transportation on rural area to get to the store, Cecil county public health services should provide that.

Mostly because they don't address the issue of public transportation. If you're not on the main road you can't get a ride from the bus.

The bus downtown is inconvenient.

The bus systems is not good.

The buses are not on time. They drive past you. They do what they want to. Sometimes when you ask them to drop you off closer they say "NO", this is not the bus stop. I have a bad leg.

The public transit system should be more open to all residents, more flexibility with hours. The buses should run all-night.

There are really not a lot of modes of transportation. There is a lot of waiting for transportation to arrive.

There is no transportation other than cars.

There is not a lot of public transportation.

There's room for improvement, trains, more places for people to walk, we have no sidewalks.

They closed the train station in Elkton which is one of the major towns.

Trains I spent 3 hours on a train going nowhere.

We are not aware of what time the buses come, they need to put the bus schedules at the stops.

We don't have any public transportation.

We don't have any public transportation.

We have a bus in town, it will basically take you to Elkton I have to give them a three day notice to come out to my house. They will not come back to pick me up at 2:30pm or 3pm even if I have a 9am Doctors appointment and I have an oxygen tank.

Because we have been trying to get path ways for the last two years, and nothing has been done (Pike Creek and Mill Creek).

I don't see them doing any bicycle paths or anything.

I have concern for walking people and it's not safe and there is new exit on 95 is not safe because lots of trucks.

No bike lane, not enough buses.

There is a walkway from Wilmington to Old New Castle, I don't know how safe that is to walk in.

Because I do not see enough transportation going by.

Because I think more should be done.

Because I've been here for 32 years and nothing has been done here really. But Delaware does a great job.

I think it can be improved.

I think there should be more improvement.

It needs improvement. I don't think they're doing there best I think they can do better.

It never improves.

So many news businesses so many new residents and roads need improvement to keep up with population increase.

They can always do better.

You can always do more, do better.

Because I do not think it is done well. I think somethings are not thought properly when they are doing it.

Because I just do not feel that they are not taking comprehensive enough efforts to do it.

Because it's taken a very long time for changes that make sense to go through.

Because just not seen the results of clear planning. I could say route 40 corridor is total an example, their lack of planning or put in developments and all have one entry and one exit and dumps to route 40, the traffic is horrendous, and thus do not plan other ways for people to connect to other neighborhoods.

Because we are in Maryland so not done well, there is no coordination.

Could be improved.

I don't believe there's any commitment to doing anything except letting developers build wherever they want and have taxpayers keep up the roads. There's no comprehensive plan to keep development to the growth areas, the people in charge are the wrong people.

I don't think it's a very good transportation plan. We are all driving somewhere all the time. That is not what I am used to. I grew up with buses, subways and streetcars.

I don't think the planning is done very well when the Government is involved. It's about who is lining their pockets. They need to take politics out of it. The voters in the county should vote on what gets done, how much is being paid for. It should be based on quality work, the cheapest price and the quickest job.

I don't think there's a real plan for transportation in the county.

I don't think they've taken into account the pattern of growth when they have planned improvements to routes.

I feel like they focus on one thing at a time and aren't looking at the overall picture when it comes to transportation.

I had to work with Wilmapco because of my job and in public office. They propose pie in the sky stuff they're not realistic.

I think there's a lot of mistakes they have made. They put together projects without doing their homework on how it's going to affect people in the future.

I think we seem to be behind the trend. We are allowing communities to grow without adequate planning for traffic jams, we tend to do short term fixes on roads and can't ever get it fixed right one time. Lack of planning.

I would disagree I have not seen anything done.

It is improving but there's still a lot to improve.

It just doesn't seem they do it well, they don't think ahead.

It's almost like they don't plan at all.

Just based on what I've seen in the area I have not seen much effort put into the transportation system.

Just done haphazard, no indication any planning.

Mostly seems like all development happens around the route 40 corridor, and that's a nightmare.

Not keeping up with the building of the houses. It seems to be a mess.

Nothing is done right here. Things are not done effectively.

The planning is not the greatest and the execution is not good. I think they can do better. In all phases they can do better.

There are areas that need improvement.

There is no planning in the county.

There is none.

They are trying to make improvements on planning but they're still stuck in an eco system that caters to cars and they have to redo projects over and over again.

They don't do smart planning.

They don't plan anything.

Things are just chaotic.

When they know the population is growing they don't make a plan for that.

Because it's doing okay in my area, but it's not doing okay in the Wilmington area.

Because you'll see some places where it seems like money is being spent, and other areas where it isn't.

I just don't know. I drive to work and see some roads that get a lot of care compared to other roads that are terrible.

I think they serve certain people's need, their own needs, and the people's needs last.

It's not in the region I'm in. It's in higher population such as Paradell. Where there is trains and buses and sidewalks for biking.

It's not planned well. They are hoping Delaware become an electric car areas. Not focusing who can afford these cars, it's limited to a certain type of the population.

I've been to Wilmapco and they're just a bunch of people put together by heads of state to put together projects they want funded.

Money talks and planning walks. The plan is done by a select few that are controlled by the people with money and not the voters.

Some roads that actually need attention don't get it, congestion.

There's a lot of favouritism if you have the right name or enough money, you can get your project through even if the residents are against it. They favour people who are going to do the development/projects.

They allocate funds to the state reps who pick their projects. The money goes to the projects where people contribute to candidate re elections.

They fix stuff and sometimes they don't fix stuff.

When I see where construction is being performed I see it needed in other areas.

With the moving of the main bus terminal in Wilmington just to placade the big businesses so that bus riders and other people weren't seen downtown was really problematic, unfair and unjust. While I appreciate Wilmapco conducted a transportation justice survey I was disillusioned with results which showed that black and low income communities did not get projects prioritized nearly as often as white affluent communities.

Because they are trying to put Southfield in and 213 is only two lanes and you cant get down it on Fridays.

For one, on route 40 in northeast, over the years there have been many accidents that have included a number of deaths. They finally added a traffic light, however there is no turn signal if you want to go off route 40 onto the crossroads.

I do not like the new road that came to be known as Route 301 bypass. I also do not like the traffic circles on county roads and therefore do not agree with it too.

I don't really know if it's done well. They've change some streets to make a little better and they changes a little bit of parking but I don't like the style.

I live below the canal so they do not care about us even though I pay a lot of taxes. They're way behind in how they design the roads. They're 10 years behind because they take so long to design them that when they're ready to start they're 10 years behind. They do not plan for new developments and new schools when they're designing new roads.

I think there are stupid traffic circles for one thing and roads that need service are not getting it.

I use to sit on the technical advisory committee and the main road did not seem to be a priority in the overall scheme of things.

In my area, they put traffic circles, which cause more issues than helping. It seems so costly to have it done, in my area speaking for it there has been several accidents.

It has been the same road and same way since I was a child. We need to use the technology that we have now and needs to be used.

It makes no logical sense the way the transportation department improves our infrastructure e.g.: I95 South, 141 South/North.

The planning and engineering is bad and in the new roads and highways always something is wrong.

The roads and traffic, poor planning.

The single biggest error was the construction of route 1 with exits between Dover and Cristiano because It wasn't a true limited highway it became a suburban connector route. When they built it it was intended to be a limited access highway to improve transport Dover and Wilmington. But by putting all of the exits on it just increased development, sprawl and congestion along the route corridor.

There's not a lot of main roads, lots of back rural roads. Some roads are still dirt, and lots don't have the line down the centre.

They are not honest and truthful about the new 301 route, they lied to me.

They were planning to make a road but they didn't put in the new road. It was a plan made twenty years ago it was going to be an inside road off of route forty for local residents.

Too many 2 lane roads, weaving, slide into the other lane but there could be oncoming vehicle.

Too many houses not enough infrastructure, no shoulders, not looking out for me.

We need more roads and transportation systems.

Well, there is certain roads in Cecil county, improved in the last couple of years, but whoever there area others, every time there is rain, it floods again, roads are narrow. Cecil county becoming more congested, less rural, and something has to be done to improve roads.

Because all these public meetings happen in the middle of the day, when I am at work. They should make it available on Zoom or something, should have remote availability and access to all.

Because I am not familiar about all that they are doing on planning and do not know anything about it.

Because I do not even know what the planning is and what is planned, and why planned and so that I can understand. Information is not out there as it should be.

Because I do not know anything about it.

Because I do not know anything about it.

Because I do not know anything about it.

Because I do not know what if anything is being done.

Because I do not know what they are doing.

Because I have never seen anything that they planned.

Because I'm not aware of anything that they're working on.

Because in my opinion you do not get the proper information whether media or whatever - unless we have a poor newspaper in the state, and it does not do justice. Unless one goes on the computer, and that is only way to find information.

Because there is not enough information given to the public so that we are aware. The citizens do not know what is going on. We are not aware of anything because there is nothing that I have received about how it will be paid for. I am assuming that if I do not receive information other people have not either.

Because you are not informed about, I receive nothing in the mail, talking about transportation Cecil county, not familiar as living out there in the country. I look at the roads out here, that I drive on which are very poor.

First of all the local county government do not let the community know when they are having meetings, I have not seen any signs or posters or in the news, do not let the community know how they are doing their doing stuff/decisions making or making us aware of when those meetings are being held.

For all of live in New Castle County, we should all know what is happening and how it is handled, as I have not heard or seen anything mailed or sent out, or heard of any meetings.

For one thing I don't know about it and if I look at what they have going it's not good.

I am not aware of the planning that is going on because of COVID. They used to have open houses and now they don't.

I do not know anything about it.

I do not know anything around here about anything, as there is no government outreach at all. For example, if there was a rail train development or project, people need to know about it.

I do not think they provide enough information to the residents of Cecil County. They have no idea what's going on.

I don't have enough info to say agree, don't want to agree to anything I don't know about.

I don't know what they're doing.

I don't really know about the planning of it in Cecil county.

I don't there is enough information given out and choices are based on political issues.

I have never heard of any transportation things going on in Cecil County.

I haven't heard of it and I've seen the same construction going on for 30 years, so not planned well.

I haven't heard too much about it. Right now what I don't see are a lot of charging stations. I see Tesla charging stations but not the other ones. If you buy a electric vehicle they give you an additional \$2500 on top of the federal.

I just feel there isn't much communication.

It's not public knowledge. They don't let everyone know what's available.

Never heard transportation planning.

Not aware, don't see public notices about it.

Probably because I live on the fringe or northern edge of the county so I'm not necessarily seeing some of the things they're doing in the other parts of the county.

There is no information about it. It's not publicized.

They don't take consideration for the public, they blow off public input.

They give us part of information and not all information.

Well, because they do not allow the community to make decisions and only but their boards make decisions without taking into account with citizens (community) consultations.

Well, I do not know anything about it , if it is done or not, nothing is publicized about it.

A law enforcement issue regarding illegal driving practices. No one is stopping people from doing that. Lack of trains.

Because I live in new castle county and I see the problems that we have.

Because it's political and it comes out of the office of politics. I don't think they get anything right.

Because need to be out on the field before they can plan. People need to be on the road first it is not the same as being on the computer.

Because nothing ever runs smoothly.

Because there are too much building going on now.

During the pandemic they did a good job but you now how they choose which project they were doing.

Government in general is broken, you're expecting something that's broken to work.

I don't know anything about it but from the current system it isn't working well.

I don't like the way it is done, no suggestions on top of my head.

I don't think there's enough people who understand the issue at all. They're not educated like that. This is a rural area. It would be dangerous to make bike paths plus there's not many children in Delaware.

I feel like it's very unsafe. I see people walking on highways because there's no other way to go.

I have to check the tide table to get out of my home.

I work for the MVA and I know what they do.

It's car oriented.

It's hard and expensive to get across town. Getting form here to Newark is timely and expensive.

It's time schedule is not accurate. Everything is delayed.

Poor political infrastructure.

Possibly so rural area and a lot of farming.

Road orientation is destroying the planet. Car oriented.

The citizen does not having a fighting chance to get back and forth to work even if they wanted.
Therefore people are impoverish to even go to school to get a better job.

There is no smart people in the government.

To me most places around here require you to have a car.

Because I do not have the means to do a lot of things that needs to be done.

Because I don't think there is good connective services between these towns.

Because I feel like are all about the money and not planning things out appropriate that residents can utilise of improvements.

I don't have as much knowledge.

I don't anything about it.

I don't know anything about it.

I don't understand what they're planning.

I don't work anymore and I don't use transportation anymore.

Not a good job.

We're very lucky to be in this county where everything is done fantastic.

You can't make everyone happy no matter if they're going to drive or walk etc.

61. Are there any other ways that WILMAPCO should engage with you?

By email.

Email.

Email.

Having a honestly transparent website that would be helpful, if they care about communicating, then they should be clearly transparent. If the public shares something important, and it is a really thought out well, then they should listen to it and not ignore it, otherwise it is not helpful for the people participating.

It should be campaign to newspaper or online.

Maybe direct messages on Instagram for example, posted in sign billboards where people ride by, or when in stuck in traffic can read, and get in touch to give feedback on what they see is needed.

Publicizing the website.

Social media.

Website that talks about transportation plans and projects.

Well, go through the social media or like television and promote ads or shows or type of information, on TV as I watch TV even though I do not listen to radio, that could be one way radio, or emails because when I go to get fishing or hunting license so I go to the website of transportation to get so, and it could put it out there to get our attention or alert to it. If not alerted one would not know.

Billboard.

Billboards or advertisements. Anything visual.

Billboards.

Commercials on the television to publicize things, plug it on television.

If it's in the paper. Sunday paper.

Information in the local papers, so people can call or go online. Maybe social media for the people who are engaged with social media. But I am not by choice.

Just use the local news.

Newspaper articles.

Newspaper.

Newspaper.

Newspapers and mail preferred.

Newspapers.

Newspapers.

Newspapers.

Newspapers. Ads or bulletins in newspapers.

No, I just think they should advertise what they are doing, and so I do not know whether to support them or not like such organization WILMAPCO and they should use print media or television and to tell the public what they are doing so they can tell and ask for support from the public. Direct marketing is not for me on social media platform. Emails I will trash as I am from the older school. I think it is not a good idea emails because it does not bring people together as everyone is digitized (technology) contact.

Put up temporary signs, billboard things, like save the date for a meeting. Electronic signs.

Something in the newspaper.

The Cecil Wig newspaper.

Through the newspaper.

Well, I certainly think through newspapers, community centers, community papers, and community newsletters. That information put there would help many communities could be utilized and should be utilized to put information out.

By phone, text and emails can be confusing. Telephone is the best way to talk to someone person to person.

Call me.

Calls.

Have someone as intelligent as you, call every three months.

Just call on the phone, like now.

Just call.

Just email or telephone.

Just to telephone me.

Phoning or mailing is the best way.

They can telephone at home.

By mail.

Directly send me a letter and let me know there's a meeting and let me know where and when and who's attending.

Do more mail campaigns to release info to the public, also release info by newspapers

I get brochures in the mail occasionally.

I prefer mail and I hate phone calls.

If I write them a letter, they should answer it.

It should send things by mail, because we do not know when things are happenings (like public meetings) until after, because of not we do not use social media to know of upcoming events.

Mail to residential addresses.

Mail.

Mailed surveys.

Outside of emails, along that line, in today's world could be a letter too. Example, the large meeting that they had on the harbor front and informing the public, handing out material on the reconstruction of I-95 planning and this was done well, in my opinion.

Prefers mail, not telephone is not the best. With COVID now, ZOOM meetings are good or mail out postcards so that people know meetings are going to occur or a Facebook message.

Probably through email, maybe.

Regular mail.

Regular mail.

Send letters.

Send out questionnaire to see if people would be interested in participating in meetings. The public should be involved with the Board because if you are going to raise taxes it is the citizens that will pay. Talk with other citizens. Listen to citizens more than the politicians. I depend on them to get me the correct information.

Sending out mailings or flyers. Put articles in local newspaper.

Something by mail would do.

They should do a newsletter sent via mail.

Have some town hall meetings. Face to face meetings.

I do like public meeting.

Meetings community.

More open public meetings and hard copies to hold them accountable so that you can see what they said and if they do what they say.

Need to have local neighborhood meetings learn from people in the neighborhoods, hear their voices.

Only suggestion that is that I think more public meetings on zoom right now due to the pandemic. Any public agency like the library, department of motor vehicles, social services, senior centers, health clinics or medical doctors, would be a way to reach the people using public transit.

Public meeting are really good and advertising.

Well, I just think public town meetings.

A lot of organization that offer social services would get the word out.

Church.

I am already active with them as whenever they are doing any projects, they are very good about announcing and about the areas it will be affecting. They also go thru our local city and county representatives and so the word gets passed on.

I think they should use my local representatives like our county council representatives and state legislatures.

Through homeowners annual association meetings.

Through the direct communities, through town council.

Announcements on radio or TV about local town hall meetings.

If they put something on TV, like upcoming plans for Delaware. Everyone has a TV. Older generations watch the news.

Put on Fox News.

Radio announcements. Verbal communication with people I interact with.

Television commercials.

Television shows.

They could do commercials or TV shows.

No. I prefer text as I tend to avoid phone calls, or unknown calls.

Texting and Emails.

Door to door.

Face to face.

Just getting out and talking to people. Talk to the residents on the outskirts of Wilmington. We're considered the city but we're on the outskirts.

Just knock on my door.

Send representative to the community.

Unless they did something with the schools, like visit the schools and tell the students, and the students in turn would tell their parents. Also this way it get the students involved at a young age.

Word of mouth.

Community events.

Draw people out by setting up events, like fairs and such.

Have some event that would be fun and informative. Fellowship program.

Public events, have a presence like a booth, table, display at shows, events, festivals, YouTube.

Through community events.

Focus groups.

Have more info updates on process and planning.

If they did targeted focus groups for particular areas. That would give them more specific feedback.

Make announcements on the bus.

Make it a requirement to do the survey while registering your car. Interactive gas pumps.

Press release.

Rebuild the government.

The WILMAPCO Newsletter.

There proposal should be by elected officials.

Be very public about the sessions and events and what they're doing. Don't just expect it because they put on an evening of voting and discussion and the public understands what you're doing. Let the public know what your doing.

Do not show up at my door.

I think all the ways to engage legally is what interviewer is doing now.

Make sure they aren't identified as the national republican committee.

No other way.

No, not really.

No. (143 responses)

None.

None.

Not that I can think of.

Not that I can think of.

Not that I can think of.

Not that I can think of.

Not that I'm aware of.

Nothing that I can think of.

Nothing, I can think of at this time.

Nothing.

People can communicate with each other more often.

They should let people know who they are as they have zero presence.

We had a bus system when I was little. I am 74. If people knew in the county that a bus would be coming, they could plan for that system to go ahead.

You already covered everything I would consider to be important.

Appendix C: Comparisons of Survey Results to Previous Years

Table 144: Number of Motor Vehicles in Household

Could you tell me how many motor vehicles are in your household?	New Castle County					Cecil County					Overall				
	2006	2010	2014	2017	2022	2006	2010	2014	2017	2022	2006	2010	2014	2017	2022
One	22%	25%	26%	24%	28%	16%	19%	16%	14%	17%	21%	24%	24%	23%	26%
Two	48%	44%	43%	41%	40%	45%	42%	46%	44%	40%	48%	44%	44%	42%	40%
Three	17%	15%	20%	20%	19%	20%	25%	18%	23%	20%	17%	17%	20%	20%	19%
Four or more	9%	12%	7%	12%	9%	12%	12%	16%	17%	20%	10%	12%	9%	13%	11%
None	4%	4%	3%	3%	4%	2%	2%	4%	2%	2%	4%	4%	4%	3%	4%

Table 145: Quality of Transportation System

How well do you feel the overall transportation system meets your travel needs?	New Castle County					Cecil County					Overall				
	2006	2010	2014	2017	2022	2006	2010	2014	2017	2022	2006	2010	2014	2017	2022
Very well	22%	22%	29%	31%	21%	20%	31%	24%	37%	33%	21%	24%	29%	32%	23%
Somewhat well	46%	48%	47%	58%	54%	48%	40%	50%	50%	44%	46%	46%	47%	56%	52%
Not too well	23%	20%	15%	0%	19%	17%	12%	16%	0%	16%	22%	19%	15%	0%	18%
Not at all	9%	10%	9%	11%	6%	16%	17%	11%	13%	8%	10%	11%	9%	11%	7%

Table 146: Critical Issues Facing the Region

2006-2014: For each please tell me if you think it is a critical issue, an important issue or not very important. What about..? 2017: Next, I am going to read you a list of issues. For each please tell me if you think it is essential, somewhat important or not very important to address each of the following. 2022: scale: essential, important, somewhat important, or not very important				New Castle County					Cecil County					Overall				
				2006	2010	2014	2017	2022	2006	2010	2014	2017	2022	2006	2010	2014	2017	2022
2006-2014: Reducing traffic congestion on roads and highways? 2017-22: reducing traffic congestion	Critical issue	Very Important (Essential)	Essential+ Very Important	51%	43%	32%	69%	81%	39%	29%	24%	46%	58%	49%	41%	31%	65%	78%
	Important issue	Somewhat important	Somewhat important	46%	50%	60%	27%	15%	50%	60%	58%	37%	21%	46%	51%	59%	29%	16%
	Not very important issue	Not very important	Not very important	4%	7%	9%	4%	4%	11%	11%	17%	17%	21%	5%	8%	10%	6%	6%
2006-2014: Improving the public transportation system - bus and train service? 2017-22: Improving bus and train service?	Critical issue	Very Important (Essential)	Essential+ Very Important	37%	33%	29%	54%	80%	36%	38%	41%	49%	69%	37%	33%	31%	53%	79%
	Important issue	Somewhat important	Somewhat important	51%	51%	51%	37%	14%	49%	53%	47%	38%	18%	51%	51%	51%	37%	14%
	Not very important issue	Not very important	Not very important	12%	17%	20%	8%	6%	15%	9%	12%	12%	13%	13%	15%	19%	9%	7%

Table 147: Critical Issues Facing the Region

				New Castle County					Cecil County					Overall				
				2006	2010	2014	2017	2022	2006	2010	2014	2017	2022	2006	2010	2014	2017	2022
Revitalizing existing communities and downtowns?	Critical issue	Very Important (Essential)	Essential+ Very Important	35%	36%	40%	56%	72%	25%	31%	40%	49%	62%	34%	35%	40%	55%	70%
	Important issue	Somewhat important	Somewhat important	47%	48%	44%	35%	17%	51%	51%	49%	33%	23%	48%	48%	45%	35%	18%
	Not very important issue	Not very important	Not very important	17%	17%	16%	9%	11%	24%	18%	10%	17%	15%	18%	17%	15%	11%	12%
Improving facilities for biking and walking?	Critical issue	Very Important (Essential)	Essential+ Very Important	27%	28%	19%	45%	70%	27%	32%	27%	44%	64%	27%	29%	21%	45%	69%
	Important issue	Somewhat important	Somewhat important	50%	49%	55%	41%	19%	51%	46%	46%	42%	21%	50%	49%	53%	41%	19%
	Not very important issue	Not very important	Not very important	23%	23%	26%	14%	11%	21%	22%	27%	14%	15%	23%	23%	26%	14%	12%
Preserving open space and farmland?	Critical issue	Very Important (Essential)	Essential+ Very Important	62%	58%	47%	69%	84%	74%	66%	61%	75%	84%	63%	59%	49%	70%	84%
	Important issue	Somewhat important	Somewhat important	32%	35%	44%	25%	11%	24%	30%	32%	14%	13%	31%	34%	42%	23%	12%
	Not very important issue	Not very important	Not very important	6%	8%	9%	6%	5%	1%	4%	7%	11%	3%	6%	7%	9%	7%	5%

Table 148: Support for Various Funding Methods for Transportation Projects

There are always more transportation projects that are needed than there is money to pay for them. For each, please tell me if you support or do not support ways to close this gap.		New Castle County					Cecil County					Overall				
		2006	2010	2014	2017*	2022	2006	2010	2014	2017*	2022	2006	2010	2014	2017*	2022
How about raising tolls?	Support	48%	41%	35%	49%	48%	19%	29%	15%	22%	19%	44%	39%	32%	45%	44%
	Do not support	52%	59%	65%	50%	52%	81%	71%	85%	78%	81%	56%	61%	68%	55%	56%
2006-14:raising gas taxes? 2017-22: raising vehicle fuel taxes	Support	16%	23%	19%	26%	27%	16%	14%	19%	24%	18%	16%	22%	19%	26%	26%
	Do not support	84%	77%	81%	71%	73%	84%	86%	81%	76%	82%	84%	78%	81%	75%	74%
Raising license and registration fees?	Support	59%	42%	46%	42%	36%	40%	32%	29%	34%	31%	57%	40%	43%	41%	35%
	Do not support	41%	58%	54%	58%	64%	60%	68%	71%	66%	69%	43%	60%	57%	59%	65%
New fees paid by the public or developers who benefit from transportation improvements? 2017-22: developers or those who benefit	Support	64%	66%	66%	58%	72%	69%	63%	68%	65%	71%	65%	65%	65%	69%	72%
	Do not support	36%	34%	34%	32%	28%	31%	37%	42%	35%	29%	35%	35%	35%	33%	28%
Delaying or eliminating some projects to save money?	Support	72%	74%	74%	37%	61%	70%	79%	67%	39%	68%	72%	74%	73%	37%	62%
	Do not support	28%	26%	26%	63%	39%	30%	21%	33%	61%	32%	28%	26%	27%	73%	38%
Increasing fares on MARC or The Bus (Cecil County) DART First State (New Castle County)? 2017-22: Increasing fares on public transit	Support	36%	37%	34%	23%	22%	47%	42%	44%	36%	26%	38%	38%	36%	25%	23%
	Do not support	64%	63%	66%	78%	78%	53%	58%	56%	64%	74%	62%	62%	64%	76%	77%

* For 2017, "Do not support" category also includes those who said "it depends."

Table 149: Knowledge of Air Quality Partnership and Air Quality Action Days

		New Castle County					Cecil County					Overall				
		2006	2010	2014	2017	2022	2006	2010	2014	2017	2022	2006	2010	2014	2017	2022
Have you heard of the Air Quality Partnership of Delaware?	Yes				17%	23%		20%	14%	17%	9%		20%	14%	17%	21%
	No				83%	77%		80%	86%	83%	91%		80%	86%	83%	79%
2006-14: Have you heard of Ozone Action days?	Yes	61%	59%	49%	17%		66%	63%	53%	19%		62%	59%	50%	17%	
2017: Have you heard of Air Quality Action days?	No	39%	41%	51%	83%		34%	37%	47%	81%		38%	41%	50%	83%	

Table 150: Familiarity with WILMAPCO

As I stated in the beginning, this survey is being conducted by WILMAPCO, the Wilmington Area Planning Council. Are you familiar with this organization?	New Castle County					Cecil County					Overall				
	2006	2010	2014	2017	2022	2006	2010	2014	2017	2022	2006	2010	2014	2017	2022
Yes	33%	33%	34%	32%	29%	30%	30%	29%	25%	24%	32%	33%	33%	31%	28%
No	67%	66%	65%	67%	70%	68%	68%	70%	75%	76%	67%	66%	66%	68%	71%
Not sure/Don't know/Refused	0%	1%	1%	1%	1%	2%	2%	1%	1%	0%	0%	1%	1%	1%	1%

Appendix D: Crosstabulations of Selected Survey Results by Respondent Characteristics

Results for select survey questions are compared by respondent characteristics (ethnic/racial background of respondent, respondents' annual household income and opinion of regional transportation planning) in the following tables.

Crosstabulations by Ethnic/Racial Background of Respondent

Table 151: Question #4 by Ethnic/Racial Background of Respondent

The overall transportation system includes roads, buses, trains, sidewalks and bike facilities. How well do you feel the overall transportation system meets your travel needs? Would you say very well, somewhat well, not too well, or not at all?	Non-Hispanic White	Hispanic - any race(s)	Black alone	Other	Overall
Very Well	24%	30%	22%	13%	23%
Somewhat Well	54%	42%	57%	42%	52%
Not Too Well	17%	18%	17%	33%	18%
Not at All	6%	10%	5%	12%	7%

Table 152: Question #5 by Ethnic/Racial Background of Respondent

How well do you feel the public transit system meets the needs of Cecil County/New Castle County residents who would like to use trains for transportation? Would you say..	Non-Hispanic White	Hispanic - any race(s)	Black alone	Other	Overall
Very Well	16%	26%	14%	14%	16%
Somewhat Well	35%	31%	47%	19%	36%
Not Too Well	29%	16%	24%	44%	28%
Not at All	20%	27%	15%	23%	19%

Table 153: Question #6 by Ethnic/Racial Background of Respondent

How well do you feel the public transit system meets the needs of Cecil County/New Castle County residents who would like to use buses? Would you say...	Non-Hispanic White	Hispanic - any race(s)	Black alone	Other	Overall
Very Well	13%	32%	20%	1%	15%
Somewhat Well	51%	32%	44%	28%	46%
Not Too Well	24%	16%	33%	70%	29%
Not at All	12%	19%	3%	1%	10%

Table 154: Question #7 by Ethnic/Racial Background of Respondent

How well do you feel the transportation system meets the needs of Cecil County/New Castle County pedestrians or residents who would like to walk? This would include things like sidewalks and crosswalks.	Non-Hispanic White	Hispanic - any race(s)	Black alone	Other	Overall
Very Well	19%	26%	34%	17%	23%
Somewhat Well	43%	30%	33%	53%	41%
Not Too Well	24%	27%	25%	20%	24%
Not at All	14%	17%	7%	11%	12%

Table 155: Question #8 by Ethnic/Racial Background of Respondent

How well do you feel the transportation system meets the needs of Cecil County/New Castle County bicyclists or residents who like to bike? This would include things like bike lanes and bicycle parking.	Non-Hispanic White	Hispanic - any race(s)	Black alone	Other	Overall
Very Well	20%	26%	18%	18%	20%
Somewhat Well	38%	27%	38%	29%	36%
Not Too Well	27%	32%	33%	44%	30%
Not at All	15%	15%	11%	10%	14%

Table 156: Question #10 by Ethnic/Racial Background of Respondent

In your opinion, which one of the following is the best long-term solution to reduce traffic congestion? Would you say...	Non-Hispanic White	Hispanic - any race(s)	Black alone	Other	Overall
Improving public transit	29%	37%	21%	33%	29%
Improving signal timing or other technological improvement	24%	17%	22%	16%	23%
Creating communities where people do not have to drive as much	20%	14%	24%	31%	21%
Building new roads	16%	14%	22%	6%	16%
Encouraging carpooling, walking or biking	10%	17%	11%	16%	11%

Table 157: Question #11 by Ethnic/Racial Background of Respondent

Now I'm going to ask you how often you use the following modes of transportation. What about driving alone in a motor vehicle? Would you say...	Non-Hispanic White	Hispanic - any race(s)	Black alone	Other	Overall
Never	6%	11%	15%	5%	9%
Less than once a month	4%	0%	1%	0%	3%
A few times a month	7%	6%	7%	5%	7%
A few times a week	19%	6%	11%	9%	15%
4 or more times a week	63%	77%	66%	81%	67%

Table 158: Question #12 by Ethnic/Racial Background of Respondent

What about driving with others, not in your household, whether informally, or in a formal carpool or van pool? Would you say...	Non-Hispanic White	Hispanic - any race(s)	Black alone	Other	Overall
Never	58%	41%	47%	58%	54%
Less than once a month	18%	20%	17%	15%	18%
A few times a month	14%	19%	16%	17%	15%
A few times a week	9%	17%	12%	4%	10%
4 or more times a week	2%	2%	8%	6%	3%

Table 159: Question #13 by Ethnic/Racial Background of Respondent

Taking a taxi or ride share like Uber or Lyft?	Non-Hispanic White	Hispanic - any race(s)	Black alone	Other	Overall
Never	78%	66%	71%	56%	73%
Less than once a month	16%	22%	19%	34%	19%
A few times a month	4%	7%	6%	10%	5%
A few times a week	1%	6%	4%	-	2%
4 or more times a week	1%	-	1%	-	1%

Table 160: Question #14 by Ethnic/Racial Background of Respondent

What about public transit, including buses and trains?	Non-Hispanic White	Hispanic - any race(s)	Black alone	Other	Overall
Never	64%	55%	63%	55%	62%
Less than once a month	27%	29%	20%	30%	26%
A few times a month	4%	8%	7%	10%	6%
A few times a week	1%	7%	3%	5%	2%
4 or more times a week	3%	1%	7%	-	4%

Table 161: Question #15 by Ethnic/Racial Background of Respondent

What about Paratransit, a door-to-door service for people with a physical or cognitive disability?	Non-Hispanic White	Hispanic - any race(s)	Black alone	Other	Overall
Never	97%	95%	91%	99%	96%
Less than once a month	1%	5%	-	-	1%
A few times a month	1%	-	2%	0%	1%
A few times a week	1%	-	3%	0%	1%
4 or more times a week	0%	0%	4%	-	1%

Table 162: Question #16 by Ethnic/Racial Background of Respondent

Bicycling	Non-Hispanic White	Hispanic - any race(s)	Black alone	Other	Overall
Never	69%	46%	69%	49%	65%
Less than once a month	12%	21%	13%	4%	12%
A few times a month	12%	22%	13%	32%	15%
A few times a week	6%	10%	5%	14%	7%
4 or more times a week	2%	-	0%	-	1%

Table 163: Question #17 by Ethnic/Racial Background of Respondent

Walking	Non-Hispanic White	Hispanic - any race(s)	Black alone	Other	Overall
Never	18%	16%	18%	33%	19%
Less than once a month	12%	0%	7%	15%	10%
A few times a month	19%	39%	18%	16%	20%
A few times a week	26%	30%	30%	22%	27%
4 or more times a week	25%	15%	26%	13%	23%

Table 164: Question #18 by Ethnic/Racial Background of Respondent

You indicated that you walk less than once a month. Could you tell me if you have a health or mobility issue that prevents you from being able to walk?	Non-Hispanic White	Hispanic - any race(s)	Black alone	Other	Overall
Yes	31%	6%	25%	2%	24%
No	69%	94%	75%	98%	76%

Table 165: Question #20 by Ethnic/Racial Background of Respondent

You indicated that you bike less than once a month. Could you tell me if you have a health or mobility issue that prevents you from being able to bike?	Non-Hispanic White	Hispanic - any race(s)	Black alone	Other	Overall
Yes	22%	10%	24%	1%	20%
No	78%	90%	76%	99%	80%

Table 166: Question #22 “Yes” responses by Ethnic/Racial Background of Respondent

We’d like to know how often problems with access to transportation prevent you from participating in activities. Does lack of transportation ever limit you from reaching any of the following?	Non-Hispanic White	Hispanic - any race(s)	Black alone	Other	Overall
Your job or desired job	5%	11%	13%	19%	8%
Healthy and affordable grocery shopping	8%	6%	12%	20%	9%
Routine medical care	8%	1%	13%	13%	9%
Social activities	9%	6%	20%	20%	12%

Table 167: Question #23 by Ethnic/Racial Background of Respondent

I am going to read you a list of five types of transportation improvements. I’d like you to tell me which TWO you think should receive the highest priority for funding?*	Non-Hispanic White	Hispanic - any race(s)	Black alone	Other	Overall
Use more technology to improve the transportation system	46%	60%	44%	66%	49%
Maintain and repair the existing transportation system	50%	38%	45%	33%	47%
Provide more transit, walking or biking options	38%	33%	36%	54%	39%
Increase safety	33%	25%	27%	12%	29%
Build more roads and highways	22%	29%	39%	29%	27%
Other	0%	2%	2%	4%	1%

**Percents may add to more than 100% as respondents could give more than one answer*

Table 168: Question #24 by Ethnic/Racial Background of Respondent

There are always more transportation projects than there is money to pay for them. Please tell me if you support or do not support these funding methods to help close the gap. How about raising tolls?	Non-Hispanic White	Hispanic - any race(s)	Black alone	Other	Overall
Support	44%	43%	28%	73%	44%
Do not support	56%	57%	72%	27%	56%

Table 169: Question #25 by Ethnic/Racial Background of Respondent

What about raising vehicle fuel taxes?	Non-Hispanic White	Hispanic - any race(s)	Black alone	Other	Overall
Support	29%	31%	8%	38%	26%
Do not support	71%	69%	92%	62%	74%

Table 170: Question #26 by Ethnic/Racial Background of Respondent

What about replacing a fuel tax with a tax on vehicle miles traveled, which would mean that those who travel more would pay more?	Non-Hispanic White	Hispanic - any race(s)	Black alone	Other	Overall
Support	41%	32%	16%	39%	34%
Do not support	59%	68%	84%	61%	66%

Table 171: Question #27 by Ethnic/Racial Background of Respondent

What about raising vehicle license and registration fees?	Non-Hispanic White	Hispanic - any race(s)	Black alone	Other	Overall
Support	39%	27%	26%	40%	35%
Do not support	61%	73%	74%	60%	65%

Table 172: Question #28 by Ethnic/Racial Background of Respondent

What about an additional fee to license and register inefficient vehicles?	Non-Hispanic White	Hispanic - any race(s)	Black alone	Other	Overall
Support	49%	39%	42%	61%	48%
Do not support	51%	61%	58%	39%	52%

Table 173: Question #29 by Ethnic/Racial Background of Respondent

What about creating new fees paid by developers or those who benefit from the transportation improvements?	Non-Hispanic White	Hispanic - any race(s)	Black alone	Other	Overall
Support	72%	80%	69%	71%	72%
Do not support	28%	20%	31%	29%	28%

Table 174: Question #30 by Ethnic/Racial Background of Respondent

What about delaying or eliminating some projects to save money?	Non-Hispanic White	Hispanic - any race(s)	Black alone	Other	Overall
Support	63%	69%	61%	56%	62%
Do not support	37%	31%	39%	44%	38%

Table 175: Question #31 by Ethnic/Racial Background of Respondent

What about increasing fares on public transit?	Non-Hispanic White	Hispanic - any race(s)	Black alone	Other	Overall
Support	21%	20%	20%	42%	23%
Do not support	79%	80%	80%	58%	77%

Table 176: Question #33 by Ethnic/Racial Background of Respondent

Next, I am going to read you a list of issues. For each please tell me if you think it is essential, important, somewhat important or not very important to address each of the following. What about reducing traffic congestion?	Non-Hispanic White	Hispanic - any race(s)	Black alone	Other	Overall
Essential	24%	39%	31%	37%	28%
Important	52%	32%	56%	34%	50%
Somewhat important	17%	21%	10%	19%	16%
Not very important	7%	8%	3%	9%	6%

Table 177: Question #34 by Ethnic/Racial Background of Respondent

	Non-Hispanic White	Hispanic - any race(s)	Black alone	Other	Overall
Improving bus and train service?					
Essential	32%	37%	30%	42%	33%
Important	41%	50%	60%	38%	46%
Somewhat important	17%	10%	9%	16%	14%
Not very important	10%	2%	1%	5%	7%

Table 178: Question #35 by Ethnic/Racial Background of Respondent

	Non-Hispanic White	Hispanic - any race(s)	Black alone	Other	Overall
Revitalizing existing communities and downtowns?					
Essential	30%	33%	31%	21%	30%
Important	37%	41%	53%	39%	41%
Somewhat important	19%	15%	11%	29%	18%
Not very important	14%	11%	6%	11%	12%

Table 179: Question #36 by Ethnic/Racial Background of Respondent

	Non-Hispanic White	Hispanic - any race(s)	Black alone	Other	Overall
Improving facilities for biking and walking?					
Essential	22%	43%	25%	34%	26%
Important	44%	32%	55%	19%	43%
Somewhat important	21%	3%	13%	38%	19%
Not very important	13%	22%	6%	9%	12%

Table 180: Question #37 by Ethnic/Racial Background of Respondent

	Non-Hispanic White	Hispanic - any race(s)	Black alone	Other	Overall
Preserving open space and farmland?					
Essential	49%	54%	29%	46%	45%
Important	37%	31%	51%	27%	39%
Somewhat important	10%	14%	15%	14%	12%
Not very important	4%	0%	5%	13%	5%

Table 181: Question #38 by Ethnic/Racial Background of Respondent

Planning for the effects of rising sea levels on transportation infrastructure?	Non-Hispanic White	Hispanic - any race(s)	Black alone	Other	Overall
Essential	38%	22%	29%	29%	34%
Important	29%	46%	52%	37%	36%
Somewhat important	12%	15%	14%	21%	14%
Not very important	21%	17%	5%	13%	16%

Table 182: Question #39 by Ethnic/Racial Background of Respondent

Developing infrastructure to support automated, self-driving vehicles?	Non-Hispanic White	Hispanic - any race(s)	Black alone	Other	Overall
Essential	7%	11%	14%	24%	11%
Important	19%	39%	35%	18%	24%
Somewhat important	18%	16%	20%	36%	20%
Not very important	56%	35%	30%	21%	45%

Table 183: Question #40 by Ethnic/Racial Background of Respondent

Developing or supporting infrastructure for no or low-polluting alternative fuel vehicles, such as charging stations for electric vehicles?	Non-Hispanic White	Hispanic - any race(s)	Black alone	Other	Overall
Essential	25%	32%	30%	34%	27%
Important	35%	33%	47%	34%	37%
Somewhat important	17%	17%	18%	20%	18%
Not very important	23%	18%	5%	11%	18%

Table 184: Question #41 by Ethnic/Racial Background of Respondent

Ensuring access to public transit by everyone, especially those who are unable to drive or do not own a car.	Non-Hispanic White	Hispanic - any race(s)	Black alone	Other	Overall
Essential	57%	65%	53%	72%	58%
Important	31%	32%	44%	23%	33%
Somewhat important	10%	1%	1%	5%	7%
Not very important	2%	2%	2%	-	2%

Table 185: Question #42 by Ethnic/Racial Background of Respondent

Connecting neighborhoods to each other and nearby destinations?	Non-Hispanic White	Hispanic - any race(s)	Black alone	Other	Overall
Essential	16%	15%	27%	14%	18%
Important	36%	45%	47%	44%	40%
Somewhat important	30%	27%	12%	27%	26%
Not very important	18%	12%	14%	15%	16%

Table 186: Question #43 by Ethnic/Racial Background of Respondent

Do you feel that it is always, sometimes or never appropriate to mix office and retail with residential development?	Non-Hispanic White	Hispanic - any race(s)	Black alone	Other	Overall
Always appropriate	15%	6%	8%	16%	13%
Sometimes appropriate	68%	74%	80%	72%	72%
Never appropriate	17%	20%	12%	12%	16%

Table 187: Question #44 by Ethnic/Racial Background of Respondent

Do you agree or disagree that development and transportation projects should be concentrated to areas with higher population and employment, and projects in rural areas should be limited to those that maintain existing systems and improve safety?	Non-Hispanic White	Hispanic - any race(s)	Black alone	Other	Overall
Agree	70%	61%	63%	83%	68%
Disagree	30%	39%	37%	17%	32%

Table 188: Question #45 by Ethnic/Racial Background of Respondent

Do you agree or disagree that more funding should be devoted to bicycling, walking and public transit?	Non-Hispanic White	Hispanic - any race(s)	Black alone	Other	Overall
Agree	77%	87%	82%	90%	80%
Disagree	23%	13%	18%	10%	20%

Table 189: Question #46 by Ethnic/Racial Background of Respondent

Have you heard of the Air Quality Partnership of Delaware?	Non-Hispanic White	Hispanic - any race(s)	Black alone	Other	Overall
Yes	20%	21%	25%	15%	21%
No	80%	79%	75%	85%	79%

Table 190: Question #48 by Ethnic/Racial Background of Respondent

As I stated in the beginning, this survey is being conducted by WILMAPCO, the Wilmington Area Planning Council. Are you familiar with this organization?	Non-Hispanic White	Hispanic - any race(s)	Black alone	Other	Overall
Yes	36%	23%	14%	21%	29%
No	64%	77%	86%	79%	71%

Table 191: Question #49 by Ethnic/Racial Background of Respondent

Please tell me if you agree or disagree with the following statements. "I am aware of how transportation projects are selected"	Non-Hispanic White	Hispanic - any race(s)	Black alone	Other	Overall
Agree	23%	33%	21%	22%	23%
Disagree	77%	67%	79%	78%	77%

Table 192: Question #50 by Ethnic/Racial Background of Respondent

Please tell me if you agree or disagree with the following statements. "I am familiar with the long-range regional transportation plan"	Non-Hispanic White	Hispanic - any race(s)	Black alone	Other	Overall
Agree	19%	36%	14%	17%	19%
Disagree	81%	64%	86%	83%	81%

Table 193: Question #51 by Ethnic/Racial Background of Respondent

Please tell me if you agree or disagree with the following statements. "I am familiar with the Transportation Improvement Program, or TIP"	Non-Hispanic White	Hispanic - any race(s)	Black alone	Other	Overall
Agree	18%	40%	19%	8%	19%
Disagree	82%	60%	81%	92%	81%

Table 194: Question #52 by Ethnic/Racial Background of Respondent

Please tell me if you agree or disagree with the following statements. "Transportation planning is done well in Cecil County/New Castle County"	Non-Hispanic White	Hispanic - any race(s)	Black alone	Other	Overall
Agree	41%	33%	39%	13%	37%
Disagree	59%	67%	61%	87%	63%

Table 195: Question #54 by Ethnic/Racial Background of Respondent

WILMAPCO seeks feedback from residents when creating plans and designing transportation projects. Please tell me if you think the following outreach methods are effective ways to engage with you? What about social media sites like Facebook, Instagram or Twitter?	Non-Hispanic White	Hispanic - any race(s)	Black alone	Other	Overall
Effective	45%	61%	63%	56%	52%
Not effective	55%	39%	37%	44%	48%

Table 196: Question #55 by Ethnic/Racial Background of Respondent

What about direct communications with staff via email or telephone?	Non-Hispanic White	Hispanic - any race(s)	Black alone	Other	Overall
Effective	73%	81%	73%	70%	73%
Not effective	27%	19%	27%	30%	27%

Table 197: Question #56 by Ethnic/Racial Background of Respondent

What about direct communications via text message?	Non-Hispanic White	Hispanic - any race(s)	Black alone	Other	Overall
Effective	44%	70%	66%	40%	51%
Not effective	56%	30%	34%	60%	49%

Table 198: Question #57 by Ethnic/Racial Background of Respondent

What about public meetings?	Non-Hispanic White	Hispanic - any race(s)	Black alone	Other	Overall
Effective	60%	64%	57%	74%	61%
Not effective	40%	36%	43%	26%	39%

Table 199: Question #58 by Ethnic/Racial Background of Respondent

What about web-based public meetings?	Non-Hispanic White	Hispanic - any race(s)	Black alone	Other	Overall
Effective	67%	75%	70%	89%	70%
Not effective	33%	25%	30%	11%	30%

Table 200: Question #59 by Ethnic/Racial Background of Respondent

Online surveys?	Non-Hispanic White	Hispanic - any race(s)	Black alone	Other	Overall
Effective	51%	61%	59%	57%	54%
Not effective	49%	39%	41%	43%	46%

Table 201: Question #60 by Ethnic/Racial Background of Respondent

Mailed or telephone surveys?	Non-Hispanic White	Hispanic - any race(s)	Black alone	Other	Overall
Effective	67%	79%	61%	37%	64%
Not effective	33%	21%	39%	63%	36%

Table 202: Question #63 by Ethnic/Racial Background of Respondent

How many automobiles or other passenger vehicles like SUVs or pickups, does your household have?	Non-Hispanic White	Hispanic - any race(s)	Black alone	Other	Overall
None	4%	1%	6%	0%	4%
One	25%	32%	34%	12%	26%
Two	40%	29%	43%	43%	40%
Three	18%	21%	14%	38%	19%
Four	7%	17%	1%	4%	6%
Five	4%	1%	-	1%	2%
Six or more	3%	-	2%	1%	2%

Table 203: Question #68 by Ethnic/Racial Background of Respondent

Would you be interested in receiving a monthly or quarterly e-newsletter from WILMAPCO?	Non-Hispanic White	Hispanic - any race(s)	Black alone	Other	Overall
Yes	34%	30%	46%	33%	36%
No	66%	70%	54%	67%	64%

Table 204: Question #70 by Ethnic/Racial Background of Respondent

Would like to receive text message updates from WILMAPCO?	Non-Hispanic White	Hispanic - any race(s)	Black alone	Other	Overall
Yes	8%	12%	21%	10%	11%
No	92%	88%	79%	90%	89%

Crosstabulations by Annual Household Income of Respondent

Table 205: Question #4 by Annual Household Income

The overall transportation system includes roads, buses, trains, sidewalks and bike facilities. How well do you feel the overall transportation system meets your travel needs? Would you say very well, somewhat well, not too well, or not at all?	UNDER \$25,000	\$25,000 to under \$50,000	\$50,000 to under \$100,000	\$100,000 or MORE	Overall
Very Well	26%	29%	22%	21%	23%
Somewhat Well	57%	42%	60%	51%	52%
Not Too Well	12%	20%	16%	19%	18%
Not at All	5%	9%	2%	9%	7%

Table 206: Question #5 by Annual Household Income

How well do you feel the public transit system meets the needs of Cecil County/New Castle County residents who would like to use trains for transportation? Would you say...	UNDER \$25,000	\$25,000 to under \$50,000	\$50,000 to under \$100,000	\$100,000 or MORE	Overall
Very Well	17%	17%	15%	17%	16%
Somewhat Well	54%	49%	38%	24%	36%
Not Too Well	19%	19%	23%	40%	28%
Not at All	11%	14%	24%	19%	19%

Table 207: Question #6 by Annual Household Income

How well do you feel the public transit system meets the needs of Cecil County/New Castle County residents who would like to use buses? Would you say...	UNDER \$25,000	\$25,000 to under \$50,000	\$50,000 to under \$100,000	\$100,000 or MORE	Overall
Very Well	28%	31%	13%	8%	15%
Somewhat Well	49%	37%	53%	46%	46%
Not Too Well	11%	21%	29%	36%	29%
Not at All	12%	11%	4%	10%	10%

Table 208: Question #7 by Annual Household Income

How well do you feel the transportation system meets the needs of Cecil County/New Castle County pedestrians or residents who would like to walk? This would include things like sidewalks and crosswalks.	UNDER \$25,000	\$25,000 to under \$50,000	\$50,000 to under \$100,000	\$100,000 or MORE	Overall
Very Well	28%	17%	25%	20%	23%
Somewhat Well	41%	41%	43%	42%	41%
Not Too Well	19%	22%	24%	27%	24%
Not at All	12%	20%	8%	11%	12%

Table 209: Question #8 by Annual Household Income

How well do you feel the transportation system meets the needs of Cecil County/New Castle County bicyclists or residents who like to bike? This would include things like bike lanes and bicycle parking.	UNDER \$25,000	\$25,000 to under \$50,000	\$50,000 to under \$100,000	\$100,000 or MORE	Overall
Very Well	19%	28%	16%	19%	20%
Somewhat Well	50%	32%	32%	38%	36%
Not Too Well	29%	28%	29%	30%	30%
Not at All	2%	12%	22%	13%	14%

Table 210: Question #10 by Annual Household Income

In your opinion, which one of the following is the best long-term solution to reduce traffic congestion? Would you say...	UNDER \$25,000	\$25,000 to under \$50,000	\$50,000 to under \$100,000	\$100,000 or MORE	Overall
Improving public transit	36%	24%	34%	30%	29%
Improving signal timing or other technological improvement	18%	33%	26%	17%	23%
Creating communities where people do not have to drive as much	17%	14%	21%	23%	21%
Building new roads	13%	19%	14%	16%	16%
Encouraging carpooling, walking or biking	16%	10%	5%	14%	11%

Table 211: Question #11 by Annual Household Income

Now I'm going to ask you how often you use the following modes of transportation. What about driving alone in a motor vehicle? Would you say...	UNDER \$25,000	\$25,000 to under \$50,000	\$50,000 to under \$100,000	\$100,000 or MORE	Overall
Never	23%	11%	6%	3%	9%
Less than once a month	2%	4%	6%	0%	3%
A few times a month	11%	10%	5%	3%	7%
A few times a week	17%	17%	10%	16%	15%
4 or more times a week	47%	58%	73%	78%	67%

Table 212: Question #12 by Annual Household Income

What about driving with others, not in your household, whether informally, or in a formal carpool or van pool? Would you say...	UNDER \$25,000	\$25,000 to under \$50,000	\$50,000 to under \$100,000	\$100,000 or MORE	Overall
Never	46%	44%	58%	58%	54%
Less than once a month	10%	18%	15%	22%	18%
A few times a month	12%	25%	16%	11%	15%
A few times a week	14%	12%	5%	9%	10%
4 or more times a week	18%	1%	5%	0%	3%

Table 213: Question #13 by Annual Household Income

Taking a taxi or ride share like Uber or Lyft?	UNDER \$25,000	\$25,000 to under \$50,000	\$50,000 to under \$100,000	\$100,000 or MORE	Overall
Never	81%	88%	67%	68%	73%
Less than once a month	15%	8%	22%	28%	19%
A few times a month	2%	-	10%	4%	5%
A few times a week	2%	3%	1%	-	2%
4 or more times a week	-	1%	-	-	1%

Table 214: Question #14 by Annual Household Income

What about public transit, including buses and trains?	UNDER \$25,000	\$25,000 to under \$50,000	\$50,000 to under \$100,000	\$100,000 or MORE	Overall
Never	70%	58%	69%	60%	62%
Less than once a month	21%	29%	24%	31%	26%
A few times a month	-	6%	1%	7%	6%
A few times a week	3%	5%	3%	1%	2%
4 or more times a week	6%	3%	3%	1%	4%

Table 215: Question #15 by Annual Household Income

What about Paratransit, a door-to-door service for people with a physical or cognitive disability?	UNDER \$25,000	\$25,000 to under \$50,000	\$50,000 to under \$100,000	\$100,000 or MORE	Overall
Never	89%	98%	96%	97%	96%
Less than once a month	4%	-	1%	1%	1%
A few times a month	4%	1%	2%	-	1%
A few times a week	3%	0%	-	1%	1%
4 or more times a week	-	1%	2%	0%	1%

Table 216: Question #16 by Annual Household Income

	UNDER \$25,000	\$25,000 to under \$50,000	\$50,000 to under \$100,000	\$100,000 or MORE	Overall
Bicycling					
Never	84%	71%	72%	53%	65%
Less than once a month	5%	6%	8%	21%	12%
A few times a month	11%	18%	15%	17%	15%
A few times a week	-	5%	6%	7%	7%

Table 217: Question #17 by Annual Household Income

	UNDER \$25,000	\$25,000 to under \$50,000	\$50,000 to under \$100,000	\$100,000 or MORE	Overall
Walking					
Never	19%	23%	19%	17%	19%
Less than once a month	4%	8%	13%	12%	10%
A few times a month	45%	17%	25%	19%	20%
A few times a week	20%	30%	24%	31%	27%

Table 218: Question #18 by Annual Household Income

You indicated that you walk less than once a month. Could you tell me if you have a health or mobility issue that prevents you from being able to walk?	UNDER \$25,000	\$25,000 to under \$50,000	\$50,000 to under \$100,000	\$100,000 or MORE	Overall
Yes	59%	34%	25%	11%	24%
No	41%	66%	75%	89%	76%

Table 219: Question #20 by Annual Household Income

You indicated that you bike less than once a month. Could you tell me if you have a health or mobility issue that prevents you from being able to bike?	UNDER \$25,000	\$25,000 to under \$50,000	\$50,000 to under \$100,000	\$100,000 or MORE	Overall
Yes	39%	26%	25%	9%	20%
No	61%	74%	75%	91%	80%

Table 220: Question #22 by Annual Household Income

We'd like to know how often problems with access to transportation prevent you from participating in activities. Does lack of transportation ever limit you from reaching any of the following?	UNDER \$25,000	\$25,000 to under \$50,000	\$50,000 to under \$100,000	\$100,000 or MORE	Overall
Your job or desired job	11%	9%	10%	4%	8%
Healthy and affordable grocery shopping	20%	12%	10%	4%	9%
Routine medical care	16%	16%	9%	2%	9%
Social activities	21%	14%	15%	4%	12%

Table 221: Question #23 by Annual Household Income

I am going to read you a list of five types of transportation improvements. I'd like you to tell me which TWO you think should receive the highest priority for funding?*	UNDER \$25,000	\$25,000 to under \$50,000	\$50,000 to under \$100,000	\$100,000 or MORE	Overall
Use more technology to improve the transportation system	47%	56%	46%	50%	49%
Maintain and repair the existing transportation system	44%	52%	50%	41%	47%
Provide more transit, walking or biking options	46%	24%	41%	48%	39%
Increase safety	39%	24%	24%	27%	29%
Build more roads and highways	17%	32%	29%	27%	27%
Other	2%	-	2%	2%	1%

*Percents may add to more than 100% as respondents could give more than one answer

Table 222: Question #24 by Annual Household Income

There are always more transportation projects than there is money to pay for them. Please tell me if you support or do not support these funding methods to help close the gap. How about raising tolls?	UNDER \$25,000	\$25,000 to under \$50,000	\$50,000 to under \$100,000	\$100,000 or MORE	Overall
Support	34%	40%	45%	48%	44%
Do not support	66%	60%	55%	52%	56%

Table 223: Question #25 by Annual Household Income

What about raising vehicle fuel taxes?	UNDER \$25,000	\$25,000 to under \$50,000	\$50,000 to under \$100,000	\$100,000 or MORE	Overall
Support	19%	22%	24%	36%	26%
Do not support	81%	78%	76%	64%	74%

Table 224: Question #26 by Annual Household Income

What about replacing a fuel tax with a tax on vehicle miles traveled, which would mean that those who travel more would pay more?	UNDER \$25,000	\$25,000 to under \$50,000	\$50,000 to under \$100,000	\$100,000 or MORE	Overall
Support	37%	42%	30%	36%	34%
Do not support	63%	58%	70%	64%	66%

Table 225: Question #27 by Annual Household Income

What about raising vehicle license and registration fees?	UNDER \$25,000	\$25,000 to under \$50,000	\$50,000 to under \$100,000	\$100,000 or MORE	Overall
Support	27%	35%	37%	40%	35%
Do not support	73%	65%	63%	60%	65%

Table 226: Question #28 by Annual Household Income

What about an additional fee to license and register inefficient vehicles?	UNDER \$25,000	\$25,000 to under \$50,000	\$50,000 to under \$100,000	\$100,000 or MORE	Overall
Support	36%	31%	58%	58%	48%
Do not support	64%	69%	42%	42%	52%

Table 227: Question #29 by Annual Household Income

What about creating new fees paid by developers or those who benefit from the transportation improvements?	UNDER \$25,000	\$25,000 to under \$50,000	\$50,000 to under \$100,000	\$100,000 or MORE	Overall
Support	57%	68%	76%	81%	72%
Do not support	43%	32%	24%	19%	28%

Table 228: Question #30 by Annual Household Income

What about delaying or eliminating some projects to save money?	UNDER \$25,000	\$25,000 to under \$50,000	\$50,000 to under \$100,000	\$100,000 or MORE	Overall
Support	58%	73%	55%	60%	62%
Do not support	42%	27%	45%	40%	38%

Table 229: Question #31 by Annual Household Income

What about increasing fares on public transit?	UNDER \$25,000	\$25,000 to under \$50,000	\$50,000 to under \$100,000	\$100,000 or MORE	Overall
Support	29%	29%	21%	24%	23%
Do not support	71%	71%	79%	76%	77%

Table 230: Question #33 by Annual Household Income

Next, I am going to read you a list of issues. For each please tell me if you think it is essential, important, somewhat important or not very important to address each of the following. What about reducing traffic congestion?	UNDER \$25,000	\$25,000 to under \$50,000	\$50,000 to under \$100,000	\$100,000 or MORE	Overall
Essential	33%	33%	29%	28%	28%
Important	37%	43%	55%	48%	50%
Somewhat important	25%	17%	11%	16%	16%
Not very important	5%	8%	4%	9%	6%

Table 231: Question #34 by Annual Household Income

	UNDER \$25,000	\$25,000 to under \$50,000	\$50,000 to under \$100,000	\$100,000 or MORE	Overall
Improving bus and train service?					
Essential	37%	20%	41%	34%	33%
Important	36%	54%	39%	46%	46%
Somewhat important	24%	18%	14%	13%	14%
Not very important	3%	9%	6%	7%	7%

Table 232: Question #35 by Annual Household Income

	UNDER \$25,000	\$25,000 to under \$50,000	\$50,000 to under \$100,000	\$100,000 or MORE	Overall
Revitalizing existing communities and downtowns?					
Essential	24%	32%	23%	33%	30%
Important	34%	41%	42%	43%	41%
Somewhat important	22%	16%	23%	15%	18%
Not very important	20%	11%	12%	9%	12%

Table 233: Question #36 by Annual Household Income

	UNDER \$25,000	\$25,000 to under \$50,000	\$50,000 to under \$100,000	\$100,000 or MORE	Overall
Improving facilities for biking and walking?					
Essential	26%	24%	30%	29%	26%
Important	50%	40%	39%	38%	43%
Somewhat important	21%	18%	21%	22%	19%
Not very important	3%	17%	10%	12%	12%

Table 234: Question #37 by Annual Household Income

	UNDER \$25,000	\$25,000 to under \$50,000	\$50,000 to under \$100,000	\$100,000 or MORE	Overall
Preserving open space and farmland?					
Essential	50%	54%	45%	42%	45%
Important	27%	39%	33%	41%	39%
Somewhat important	15%	5%	17%	12%	12%
Not very important	8%	2%	5%	5%	5%

Table 235: Question #38 by Annual Household Income

Planning for the effects of rising sea levels on transportation infrastructure?	UNDER \$25,000	\$25,000 to under \$50,000	\$50,000 to under \$100,000	\$100,000 or MORE	Overall
Essential	46%	25%	32%	39%	34%
Important	19%	37%	38%	34%	36%
Somewhat important	17%	24%	17%	8%	14%
Not very important	18%	14%	14%	19%	16%

Table 236: Question #39 by Annual Household Income

Developing infrastructure to support automated, self-driving vehicles?	UNDER \$25,000	\$25,000 to under \$50,000	\$50,000 to under \$100,000	\$100,000 or MORE	Overall
Essential	19%	9%	9%	12%	11%
Important	17%	20%	26%	24%	24%
Somewhat important	25%	16%	14%	26%	20%
Not very important	39%	54%	51%	38%	45%

Table 237: Question #40 by Annual Household Income

Developing or supporting infrastructure for no or low-polluting alternative fuel vehicles, such as charging stations for electric vehicles?	UNDER \$25,000	\$25,000 to under \$50,000	\$50,000 to under \$100,000	\$100,000 or MORE	Overall
Essential	21%	26%	27%	34%	27%
Important	32%	28%	43%	34%	37%
Somewhat important	24%	22%	16%	19%	18%
Not very important	22%	24%	14%	13%	18%

Table 238: Question #41 by Annual Household Income

Ensuring access to public transit by everyone, especially those who are unable to drive or do not own a car.	UNDER \$25,000	\$25,000 to under \$50,000	\$50,000 to under \$100,000	\$100,000 or MORE	Overall
Essential	65%	55%	62%	61%	58%
Important	33%	35%	29%	30%	33%
Somewhat important	-	10%	8%	8%	7%
Not very important	2%	0%	1%	1%	2%

Table 239: Question #42 by Annual Household Income

Connecting neighborhoods to each other and nearby destinations?	UNDER \$25,000	\$25,000 to under \$50,000	\$50,000 to under \$100,000	\$100,000 or MORE	Overall
Essential	29%	15%	17%	16%	18%
Important	29%	47%	37%	41%	40%
Somewhat important	28%	31%	27%	24%	26%
Not very important	15%	8%	19%	19%	16%

Table 240: Question #43 by Annual Household Income

Do you feel that is it is always, sometimes or never appropriate to mix office and retail with residential development?	UNDER \$25,000	\$25,000 to under \$50,000	\$50,000 to under \$100,000	\$100,000 or MORE	Overall
Always appropriate	6%	9%	13%	17%	13%
Sometimes appropriate	76%	72%	69%	72%	72%
Never appropriate	18%	19%	18%	10%	16%

Table 241: Question #44 by Annual Household Income

Do you agree or disagree that development and transportation projects should be concentrated to areas with higher population and employment, and projects in rural areas should be limited to those that maintain existing systems and improve safety?	UNDER \$25,000	\$25,000 to under \$50,000	\$50,000 to under \$100,000	\$100,000 or MORE	Overall
Agree	70%	74%	70%	66%	68%
Disagree	30%	26%	30%	34%	32%

Table 242: Question #45 by Annual Household Income

Do you agree or disagree that more funding should be devoted to bicycling, walking and public transit?	UNDER \$25,000	\$25,000 to under \$50,000	\$50,000 to under \$100,000	\$100,000 or MORE	Overall
Agree	91%	70%	83%	83%	80%
Disagree	9%	30%	17%	17%	20%

Table 243: Question #46 by Annual Household Income

Have you heard of the Air Quality Partnership of Delaware?	UNDER \$25,000	\$25,000 to under \$50,000	\$50,000 to under \$100,000	\$100,000 or MORE	Overall
Yes	18%	19%	26%	22%	21%
No	82%	81%	74%	78%	79%

Table 244: Question #48 by Annual Household Income

As I stated in the beginning, this survey is being conducted by WILMAPCO, the Wilmington Area Planning Council. Are you familiar with this organization?	UNDER \$25,000	\$25,000 to under \$50,000	\$50,000 to under \$100,000	\$100,000 or MORE	Overall
Yes	13%	28%	31%	32%	29%
No	87%	72%	69%	68%	71%

Table 245: Question #49 by Annual Household Income

Please tell me if you agree or disagree with the following statements. "I am aware of how transportation projects are selected"	UNDER \$25,000	\$25,000 to under \$50,000	\$50,000 to under \$100,000	\$100,000 or MORE	Overall
Agree	16%	24%	24%	26%	23%
Disagree	84%	76%	76%	74%	77%

Table 246: Question #50 by Annual Household Income

Please tell me if you agree or disagree with the following statements. "I am familiar with the long-range regional transportation plan"	UNDER \$25,000	\$25,000 to under \$50,000	\$50,000 to under \$100,000	\$100,000 or MORE	Overall
Agree	13%	20%	18%	23%	19%
Disagree	87%	80%	82%	77%	81%

Table 247: Question #51 by Annual Household Income

Please tell me if you agree or disagree with the following statements. "I am familiar with the Transportation Improvement Program, or TIP"	UNDER \$25,000	\$25,000 to under \$50,000	\$50,000 to under \$100,000	\$100,000 or MORE	Overall
Agree	12%	21%	17%	22%	19%
Disagree	88%	79%	83%	78%	81%

Table 248: Question #52 by Annual Household Income

Please tell me if you agree or disagree with the following statements. "Transportation planning is done well in Cecil County/New Castle County"	UNDER \$25,000	\$25,000 to under \$50,000	\$50,000 to under \$100,000	\$100,000 or MORE	Overall
Agree	50%	42%	36%	33%	37%
Disagree	50%	58%	64%	67%	63%

Table 249: Question #54 by Annual Household Income

WILMAPCO seeks feedback from residents when creating plans and designing transportation projects. Please tell me if you think the following outreach methods are effective ways to engage with you? What about social media sites like Facebook, Instagram or Twitter?	UNDER \$25,000	\$25,000 to under \$50,000	\$50,000 to under \$100,000	\$100,000 or MORE	Overall
Effective	37%	46%	61%	56%	52%
Not effective	63%	54%	39%	44%	48%

Table 250: Question #55 by Annual Household Income

What about direct communications with staff via email or telephone?	UNDER \$25,000	\$25,000 to under \$50,000	\$50,000 to under \$100,000	\$100,000 or MORE	Overall
Effective	78%	65%	74%	81%	73%
Not effective	22%	35%	26%	19%	27%

Table 251: Question #56 by Annual Household Income

What about direct communications via text message?	UNDER \$25,000	\$25,000 to under \$50,000	\$50,000 to under \$100,000	\$100,000 or MORE	Overall
Effective	50%	43%	58%	56%	51%
Not effective	50%	57%	42%	44%	49%

Table 252: Question #57 by Annual Household Income

What about public meetings?	UNDER \$25,000	\$25,000 to under \$50,000	\$50,000 to under \$100,000	\$100,000 or MORE	Overall
Effective	56%	61%	67%	57%	61%
Not effective	44%	39%	33%	43%	39%

Table 253: Question #58 by Annual Household Income

What about web-based public meetings?	UNDER \$25,000	\$25,000 to under \$50,000	\$50,000 to under \$100,000	\$100,000 or MORE	Overall
Effective	37%	68%	73%	79%	70%
Not effective	63%	32%	27%	21%	30%

Table 254: Question #59 by Annual Household Income

Online surveys?	UNDER \$25,000	\$25,000 to under \$50,000	\$50,000 to under \$100,000	\$100,000 or MORE	Overall
Effective	30%	52%	58%	57%	54%
Not effective	70%	48%	42%	43%	46%

Table 255: Question #60 by Annual Household Income

Mailed or telephone surveys?	UNDER \$25,000	\$25,000 to under \$50,000	\$50,000 to under \$100,000	\$100,000 or MORE	Overall
Effective	60%	71%	64%	61%	64%
Not effective	40%	29%	36%	39%	36%

Table 256: Question #63 by Annual Household Income

How many automobiles or other passenger vehicles like SUVs or pickups, does your household have?	UNDER \$25,000	\$25,000 to under \$50,000	\$50,000 to under \$100,000	\$100,000 or MORE	Overall
None	15%	7%	1%	1%	4%
One	44%	43%	32%	10%	26%
Two	30%	31%	43%	40%	40%
Three	11%	5%	17%	31%	19%
Four	1%	9%	6%	8%	6%
Five	-	0%	0%	6%	2%
Six or more	-	4%	0%	4%	2%

Table 257: Question #68 by Annual Household Income

Would you be interested in receiving a monthly or quarterly e-newsletter from WILMAPCO?	UNDER \$25,000	\$25,000 to under \$50,000	\$50,000 to under \$100,000	\$100,000 or MORE	Overall
Yes	18%	29%	40%	47%	36%
No	82%	71%	60%	53%	64%

Table 258: Question #70 by Annual Household Income

Would like to receive text message updates from WILMAPCO?	UNDER \$25,000	\$25,000 to under \$50,000	\$50,000 to under \$100,000	\$100,000 or MORE	Overall
Yes	20%	13%	9%	14%	11%
No	80%	87%	91%	86%	89%

Crosstabulations by Whether Think Transportation Planning is Done Well or Not

Table 259: Question #4 by Whether Think Transportation Planning is Done Well or Not

The overall transportation system includes roads, buses, trains, sidewalks and bike facilities. How well do you feel the overall transportation system meets your travel needs? Would you say very well, somewhat well, not too well, or not at all?	Agree transportation planning is done well	Disagree transportation planning is done well	Did not know or refused	Overall
Very Well	34%	17%	18%	23%
Somewhat Well	51%	53%	53%	52%
Not Too Well	13%	22%	19%	18%
Not at All	2%	8%	10%	7%

Table 260: Question #5 by Whether Think Transportation Planning is Done Well or Not

How well do you feel the public transit system meets the needs of Cecil County/New Castle County residents who would like to use trains for transportation? Would you say...	Agree transportation planning is done well	Disagree transportation planning is done well	Did not know or refused	Overall
Very Well	27%	9%	22%	16%
Somewhat Well	35%	39%	30%	36%
Not Too Well	25%	30%	29%	28%
Not at All	13%	23%	19%	19%

Table 261: Question #6 by Whether Think Transportation Planning is Done Well or Not

How well do you feel the public transit system meets the needs of Cecil County/New Castle County residents who would like to use buses? Would you say...	Agree transportation planning is done well	Disagree transportation planning is done well	Did not know or refused	Overall
Very Well	25%	9%	20%	15%
Somewhat Well	51%	44%	43%	46%
Not Too Well	20%	35%	26%	29%
Not at All	3%	13%	11%	10%

Table 262: Question #7 by Whether Think Transportation Planning is Done Well or Not

How well do you feel the transportation system meets the needs of Cecil County/New Castle County pedestrians or residents who would like to walk? This would include things like sidewalks and crosswalks.	Agree transportation planning is done well	Disagree transportation planning is done well	Did not know or refused	Overall
Very Well	30%	19%	21%	23%
Somewhat Well	43%	36%	52%	41%
Not Too Well	21%	28%	19%	24%
Not at All	6%	17%	8%	12%

Table 263: Question #8 by Whether Think Transportation Planning is Done Well or Not

How well do you feel the transportation system meets the needs of Cecil County/New Castle County bicyclists or residents who like to bike? This would include things like bike lanes and bicycle parking.	Agree transportation planning is done well	Disagree transportation planning is done well	Did not know or refused	Overall
Very Well	33%	14%	16%	20%
Somewhat Well	37%	34%	40%	36%
Not Too Well	22%	35%	32%	30%
Not at All	9%	17%	12%	14%

Table 264: Question #10 by Whether Think Transportation Planning is Done Well or Not

In your opinion, which one of the following is the best long-term solution to reduce traffic congestion? Would you say...	Agree transportation planning is done well	Disagree transportation planning is done well	Did not know or refused	Overall
Improving public transit	21%	32%	34%	29%
Improving signal timing or other technological improvement	24%	23%	18%	23%
Creating communities where people do not have to drive as much	20%	22%	20%	21%
Building new roads	19%	13%	22%	16%
Encouraging carpooling, walking or biking	15%	10%	7%	11%

Table 265: Question #22 by Whether Think Transportation Planning is Done Well or Not

We'd like to know how often problems with access to transportation prevent you from participating in activities. Does lack of transportation ever limit you from reaching any of the following?	Agree transportation planning is done well	Disagree transportation planning is done well	Did not know or refused	Overall
Your job or desired job	4%	11%	8%	8%
Healthy and affordable grocery shopping	8%	10%	11%	9%
Routine medical care	7%	10%	9%	9%
Social activities	10%	13%	13%	12%

Table 266: Question #23 by Whether Think Transportation Planning is Done Well or Not

I am going to read you a list of five types of transportation improvements. I'd like you to tell me which TWO you think should receive the highest priority for funding?*	Agree transportation planning is done well	Disagree transportation planning is done well	Did not know or refused	Overall
Use more technology to improve the transportation system	45%	53%	42%	49%
Maintain and repair the existing transportation system	53%	43%	46%	47%
Provide more transit, walking or biking options	31%	44%	37%	39%
Increase safety	32%	25%	36%	29%
Build more roads and highways	30%	26%	25%	27%
Other	0%	2%	2%	1%

**Percents may add to more than 100% as respondents could give more than one answer*

Table 267: Question #24 by Whether Think Transportation Planning is Done Well or Not

There are always more transportation projects than there is money to pay for them. Please tell me if you support or do not support these funding methods to help close the gap. How about raising tolls?	Agree transportation planning is done well	Disagree transportation planning is done well	Did not know or refused	Overall
Support	40%	44%	48%	44%
Do not support	60%	56%	52%	56%

Table 268: Question #25 by Whether Think Transportation Planning is Done Well or Not

What about raising vehicle fuel taxes?	Agree transportation planning is done well	Disagree transportation planning is done well	Did not know or refused	Overall
Support	31%	23%	21%	26%
Do not support	68%	74%	78%	72%

Table 269: Question #26 by Whether Think Transportation Planning is Done Well or Not

What about replacing a fuel tax with a tax on vehicle miles traveled, which would mean that those who travel more would pay more?	Agree transportation planning is done well	Disagree transportation planning is done well	Did not know or refused	Overall
Support	37%	34%	30%	34%
Do not support	63%	66%	70%	66%

Table 270: Question #27 by Whether Think Transportation Planning is Done Well or Not

What about raising vehicle license and registration fees?	Agree transportation planning is done well	Disagree transportation planning is done well	Did not know or refused	Overall
Support	37%	35%	31%	35%
Do not support	63%	65%	69%	65%

Table 271: Question #28 by Whether Think Transportation Planning is Done Well or Not

What about an additional fee to license and register inefficient vehicles?	Agree transportation planning is done well	Disagree transportation planning is done well	Did not know or refused	Overall
Support	45%	51%	41%	48%
Do not support	55%	49%	59%	52%

Table 272: Question #29 by Whether Think Transportation Planning is Done Well or Not

What about creating new fees paid by developers or those who benefit from the transportation improvements?	Agree transportation planning is done well	Disagree transportation planning is done well	Did not know or refused	Overall
Support	73%	74%	62%	72%
Do not support	27%	26%	38%	28%

Table 273: Question #30 by Whether Think Transportation Planning is Done Well or Not

What about delaying or eliminating some projects to save money?	Agree transportation planning is done well	Disagree transportation planning is done well	Did not know or refused	Overall
Support	57%	68%	51%	62%
Do not support	43%	32%	49%	38%

Table 274: Question #31 by Whether Think Transportation Planning is Done Well or Not

What about increasing fares on public transit?	Agree transportation planning is done well	Disagree transportation planning is done well	Did not know or refused	Overall
Support	26%	19%	28%	23%
Do not support	74%	81%	72%	77%

Table 275: Question #33 by Whether Think Transportation Planning is Done Well or Not

Next, I am going to read you a list of issues. For each please tell me if you think it is essential, important, somewhat important or not very important to address each of the following. What about reducing traffic congestion?	Agree transportation planning is done well	Disagree transportation planning is done well	Did not know or refused	Overall
Essential	29%	29%	21%	28%
Important	48%	48%	56%	50%
Somewhat important	18%	17%	12%	16%
Not very important	5%	6%	12%	6%

Table 276: Question #34 by Whether Think Transportation Planning is Done Well or Not

Improving bus and train service?	Agree transportation planning is done well	Disagree transportation planning is done well	Did not know or refused	Overall
Essential	25%	39%	30%	33%
Important	50%	43%	47%	46%
Somewhat important	20%	13%	10%	14%
Not very important	6%	6%	13%	7%

Table 277: Question #35 by Whether Think Transportation Planning is Done Well or Not

Revitalizing existing communities and downtowns?	Agree transportation planning is done well	Disagree transportation planning is done well	Did not know or refused	Overall
Essential	31%	27%	33%	30%
Important	47%	39%	35%	41%
Somewhat important	15%	18%	21%	18%
Not very important	7%	15%	11%	12%

Table 278: Question #36 by Whether Think Transportation Planning is Done Well or Not

Improving facilities for biking and walking?	Agree transportation planning is done well	Disagree transportation planning is done well	Did not know or refused	Overall
Essential	24%	29%	19%	26%
Important	47%	38%	50%	43%
Somewhat important	19%	20%	17%	19%
Not very important	10%	13%	14%	12%

Table 279: Question #37 by Whether Think Transportation Planning is Done Well or Not

Preserving open space and farmland?	Agree transportation planning is done well	Disagree transportation planning is done well	Did not know or refused	Overall
Essential	37%	50%	44%	45%
Important	46%	34%	42%	39%
Somewhat important	12%	11%	12%	12%
Not very important	5%	5%	1%	5%

Table 280: Question #38 by Whether Think Transportation Planning is Done Well or Not

Planning for the effects of rising sea levels on transportation infrastructure?	Agree transportation planning is done well	Disagree transportation planning is done well	Did not know or refused	Overall
Essential	38%	32%	33%	34%
Important	35%	34%	45%	36%
Somewhat important	12%	15%	12%	14%
Not very important	15%	19%	10%	16%

Table 281: Question #39 by Whether Think Transportation Planning is Done Well or Not

Developing infrastructure to support automated, self-driving vehicles?	Agree transportation planning is done well	Disagree transportation planning is done well	Did not know or refused	Overall
Essential	12%	9%	11%	11%
Important	23%	24%	28%	24%
Somewhat important	20%	21%	14%	20%
Not very important	45%	45%	47%	45%

Table 282: Question #40 by Whether Think Transportation Planning is Done Well or Not

Developing or supporting infrastructure for no or low-polluting alternative fuel vehicles, such as charging stations for electric vehicles?	Agree transportation planning is done well	Disagree transportation planning is done well	Did not know or refused	Overall
Essential	28%	25%	35%	27%
Important	37%	35%	45%	37%
Somewhat important	18%	20%	8%	18%
Not very important	17%	20%	12%	18%

Table 283: Question #41 by Whether Think Transportation Planning is Done Well or Not

Ensuring access to public transit by everyone, especially those who are unable to drive or do not own a car.	Agree transportation planning is done well	Disagree transportation planning is done well	Did not know or refused	Overall
Essential	56%	62%	52%	58%
Important	35%	30%	40%	33%
Somewhat important	8%	7%	4%	7%
Not very important	2%	1%	4%	2%

Table 284: Question #42 by Whether Think Transportation Planning is Done Well or Not

Connecting neighborhoods to each other and nearby destinations?	Agree transportation planning is done well	Disagree transportation planning is done well	Did not know or refused	Overall
Essential	19%	19%	13%	18%
Important	38%	40%	41%	40%
Somewhat important	25%	25%	29%	26%
Not very important	18%	16%	16%	16%

Table 285: Question #43 by Whether Think Transportation Planning is Done Well or Not

Do you feel that is it is always, sometimes or never appropriate to mix office and retail with residential development?	Agree transportation planning is done well	Disagree transportation planning is done well	Did not know or refused	Overall
Always appropriate	18%	11%	6%	13%
Sometimes appropriate	64%	75%	77%	72%
Never appropriate	18%	14%	17%	16%

Table 286: Question #44 by Whether Think Transportation Planning is Done Well or Not

Do you agree or disagree that development and transportation projects should be concentrated to areas with higher population and employment, and projects in rural areas should be limited to those that maintain existing systems and improve safety?	Agree transportation planning is done well	Disagree transportation planning is done well	Did not know or refused	Overall
Agree	74%	67%	63%	68%
Disagree	26%	33%	37%	32%

Table 287: Question #45 by Whether Think Transportation Planning is Done Well or Not

Do you agree or disagree that more funding should be devoted to bicycling, walking and public transit?	Agree transportation planning is done well	Disagree transportation planning is done well	Did not know or refused	Overall
Agree	78%	80%	83%	80%
Disagree	22%	20%	17%	20%

Table 288: Question #46 by Whether Think Transportation Planning is Done Well or Not

Have you heard of the Air Quality Partnership of Delaware?	Agree transportation planning is done well	Disagree transportation planning is done well	Did not know or refused	Overall
Yes	22%	20%	17%	21%
No	78%	80%	83%	79%

Table 289: Question #48 by Whether Think Transportation Planning is Done Well or Not

As I stated in the beginning, this survey is being conducted by WILMAPCO, the Wilmington Area Planning Council. Are you familiar with this organization?	Agree transportation planning is done well	Disagree transportation planning is done well	Did not know or refused	Overall
Yes	27%	31%	22%	29%
No	73%	69%	78%	71%

Table 290: Question #49 by Whether Think Transportation Planning is Done Well or Not

Please tell me if you agree or disagree with the following statements. "I am aware of how transportation projects are selected"	Agree transportation planning is done well	Disagree transportation planning is done well	Did not know or refused	Overall
Agree	34%	19%	18%	23%
Disagree	66%	81%	82%	77%

Table 291: Question #50 by Whether Think Transportation Planning is Done Well or Not

Please tell me if you agree or disagree with the following statements. "I am familiar with the long-range regional transportation plan"	Agree transportation planning is done well	Disagree transportation planning is done well	Did not know or refused	Overall
Agree	25%	19%	9%	19%
Disagree	75%	81%	91%	81%

Table 292: Question #51 by Whether Think Transportation Planning is Done Well or Not

Please tell me if you agree or disagree with the following statements. "I am familiar with the Transportation Improvement Program, or TIP"	Agree transportation planning is done well	Disagree transportation planning is done well	Did not know or refused	Overall
Agree	19%	21%	15%	19%
Disagree	81%	79%	85%	81%

Crosstabulations by Age and Disability Status of Respondent

For the tables included in this section, disability status was defined as those who said they had walked *or* biked less than once a month (Q17, 16) **and** attributed this to a health or mobility issue that prevents them from being able to walk *or* bike (“Yes” in Q18 *or* 20 “Could you tell me if you have a health or mobility issue that prevents you from being able to walk/bike?”).

Table 293: Disability Status by County of Residence

Unable to walk or bike once a month or more due to health/mobility issue or not	New Castle County	Cecil County	Overall
Have health/ mobility issue that prevents walking or biking for transportation	17%	15%	17%
Does NOT have health/ mobility issue	83%	85%	83%

Table 294: Age by County of Residence

Respondent is age 65 or older or age 64 or younger	New Castle County	Cecil County	Overall
Age 65 or older	27%	28%	27%
Age 64 or younger	73%	72%	73%

Table 295: Age with Disability Status by County of Residence

Unable to walk or bike once a month or more due to health/mobility issue or not	New Castle County	Cecil County	Overall
Age 65+ and no health/ mobility issue	18%	19%	18%
Age 65+ and has health/ mobility issue	9%	9%	9%
Age <65 and no health/ mobility issue	65%	66%	65%
Age <65 and has health/ mobility issue	8%	5%	7%

Table 296: Question #4 by Age and Disability Status of Respondent

The overall transportation system includes roads, buses, trains, sidewalks and bike facilities. How well do you feel the overall transportation system meets your travel needs? Would you say very well, somewhat well, not too well, or not at all?	Age 65 or older	Age 64 or younger	Have health/mobility issue	Does NOT have health/mobility issue	Age 65+ and no health/mobility issue	Age 65+ and has health/mobility issue	Age <65 and no health/mobility issue	Age <65 and has health/mobility issue	Overall
Very Well	27%	21%	29%	22%	26%	30%	20%	29%	23%
Somewhat Well	51%	52%	54%	52%	53%	48%	51%	59%	52%
Not Too Well	13%	20%	13%	19%	12%	15%	21%	11%	18%
Not at All	8%	6%	4%	7%	9%	6%	7%	1%	7%

Table 297: Question #5 by Age and Disability Status of Respondent

How well do you feel the public transit system meets the needs of Cecil County/New Castle County residents who would like to use trains for transportation? Would you say...	Age 65 or older	Age 64 or younger	Have health/mobility issue	Does NOT have health/mobility issue	Age 65+ and no health/mobility issue	Age 65+ and has health/mobility issue	Age <65 and no health/mobility issue	Age <65 and has health/mobility issue	Overall
Very Well	20%	15%	17%	16%	22%	18%	14%	17%	16%
Somewhat Well	40%	35%	53%	33%	35%	48%	33%	58%	36%
Not Too Well	25%	30%	17%	30%	28%	17%	31%	18%	28%
Not at All	16%	21%	13%	21%	15%	17%	22%	8%	19%

Table 298: Question #6 by Age and Disability Status of Respondent

How well do you feel the public transit system meets the needs of Cecil County/New Castle County residents who would like to use buses? Would you say...	Age 65 or older	Age 64 or younger	Have health/mobility issue	Does NOT have health/mobility issue	Age 65+ and no health/mobility issue	Age 65+ and has health/mobility issue	Age <65 and no health/mobility issue	Age <65 and has health/mobility issue	Overall
Very Well	18%	20%	26%	18%	17%	24%	19%	28%	19%
Somewhat Well	52%	56%	51%	56%	51%	47%	57%	54%	55%
Not Too Well	0%	0%	1%	0%	0%	0%	0%	1%	0%
Not at All	30%	24%	22%	26%	32%	29%	25%	17%	25%

Table 299: Question #7 by Age and Disability Status of Respondent

How well do you feel the transportation system meets the needs of Cecil County/New Castle County pedestrians or residents who would like to walk? This would include things like sidewalks and crosswalks.	Age 65 or older	Age 64 or younger	Have health/mobility issue	Does NOT have health/mobility issue	Age 65+ and no health/mobility issue	Age 65+ and has health/mobility issue	Age <65 and no health/mobility issue	Age <65 and has health/mobility issue	Overall
Very Well	25%	22%	27%	22%	27%	22%	21%	33%	23%
Somewhat Well	43%	39%	40%	41%	42%	45%	40%	32%	41%
Not Too Well	20%	26%	18%	26%	19%	23%	28%	13%	24%
Not at All	12%	12%	16%	12%	13%	11%	11%	21%	12%

Table 300: Question #8 by Age and Disability Status of Respondent

How well do you feel the transportation system meets the needs of Cecil County/New Castle County bicyclists or residents who like to bike? This would include things like bike lanes and bicycle parking.	Age 65 or older	Age 64 or younger	Have health/mobility issue	Does NOT have health/mobility issue	Age 65+ and no health/mobility issue	Age 65+ and has health/mobility issue	Age <65 and no health/mobility issue	Age <65 and has health/mobility issue	Overall
Very Well	20%	20%	23%	19%	21%	19%	19%	29%	20%
Somewhat Well	36%	36%	44%	34%	33%	42%	35%	46%	36%
Not Too Well	31%	30%	20%	32%	32%	29%	33%	7%	30%
Not at All	13%	14%	14%	14%	15%	11%	14%	17%	14%

Table 301: Question #10 by Age and Disability Status of Respondent

In your opinion, which one of the following is the best long-term solution to reduce traffic congestion? Would you say...	Age 65 or older	Age 64 or younger	Have health/mobility issue	Does NOT have health/mobility issue	Age 65+ and no health/mobility issue	Age 65+ and has health/mobility issue	Age <65 and no health/mobility issue	Age <65 and has health/mobility issue	Overall
Improving public transit	32%	28%	24%	30%	31%	33%	29%	15%	29%
Improving signal timing or other technological improvement	22%	22%	31%	21%	22%	22%	20%	40%	23%
Creating communities where people do not have to drive as much	22%	21%	13%	23%	24%	19%	22%	7%	21%
Building new roads	12%	18%	17%	16%	11%	15%	18%	20%	16%
Encouraging carpooling, walking or biking	11%	12%	15%	11%	11%	12%	11%	18%	11%

Table 302: Question #22 by Age and Disability Status of Respondent

We'd like to know how often problems with access to transportation prevent you from participating in activities. Does lack of transportation ever limit you from reaching any of the following?	Age 65 or older	Age 64 or younger	Have health/mobility issue	Does NOT have health/mobility issue	Age 65+ and no health/mobility issue	Age 65+ and has health/mobility issue	Age <65 and no health/mobility issue	Age <65 and has health/mobility issue	Overall
Your job or desired job	4%	10%	7%	9%	4%	6%	10%	9%	8%
Healthy and affordable grocery shopping	11%	9%	17%	8%	9%	17%	8%	17%	9%
Routine medical care	13%	8%	17%	8%	8%	21%	7%	13%	9%
Social activities	13%	11%	21%	10%	11%	18%	10%	24%	12%

Table 303: Question #23 by Age and Disability Status of Respondent

I am going to read you a list of five types of transportation improvements. I'd like you to tell me which TWO you think should receive the highest priority for funding?*	Age 65 or older	Age 64 or younger	Have health/mobility issue	Does NOT have health/mobility issue	Age 65+ and no health/mobility issue	Age 65+ and has health/mobility issue	Age <65 and no health/mobility issue	Age <65 and has health/mobility issue	Overall
Use more technology to improve the transportation system	47%	49%	53%	48%	43%	56%	49%	48%	49%
Maintain and repair the existing transportation system	57%	43%	53%	45%	59%	52%	42%	56%	47%
Provide more transit, walking or biking options	35%	41%	28%	41%	36%	34%	43%	21%	39%
Increase safety	21%	32%	19%	31%	22%	18%	33%	21%	29%
Build more roads and highways	27%	27%	34%	25%	28%	24%	25%	45%	27%
Other	0%	2%	1%	1%	-	1%	2%	-	1%

*Percents may add to more than 100% as respondents could give more than one answer. No tests of statistical significance could be performed on this multiple-response question.

Table 304: Question #24 by Age and Disability Status of Respondent

There are always more transportation projects than there is money to pay for them. Please tell me if you support or do not support these funding methods to help close the gap. How about raising tolls?	Age 65 or older	Age 64 or younger	Have health/mobility issue	Does NOT have health/mobility issue	Age 65+ and no health/mobility issue	Age 65+ and has health/mobility issue	Age <65 and no health/mobility issue	Age <65 and has health/mobility issue	Overall
Support	41%	44%	40%	44%	39%	44%	46%	34%	44%
Do not support	59%	56%	60%	56%	61%	56%	54%	66%	56%

Table 305: Question #25 by Age and Disability Status of Respondent

What about raising vehicle fuel taxes?	Age 65 or older	Age 64 or younger	Have health/mobility issue	Does NOT have health/mobility issue	Age 65+ and no health/mobility issue	Age 65+ and has health/mobility issue	Age <65 and no health/mobility issue	Age <65 and has health/mobility issue	Overall
Support	26%	26%	20%	27%	28%	20%	26%	21%	26%
Do not support	74%	74%	80%	73%	72%	80%	74%	79%	74%

Table 306: Question #26 by Age and Disability Status of Respondent

What about replacing a fuel tax with a tax on vehicle miles traveled, which would mean that those who travel more would pay more?	Age 65 or older	Age 64 or younger	Have health/mobility issue	Does NOT have health/mobility issue	Age 65+ and no health/mobility issue	Age 65+ and has health/mobility issue	Age <65 and no health/mobility issue	Age <65 and has health/mobility issue	Overall
Support	39%	32%	32%	35%	39%	39%	34%	21%	34%
Do not support	61%	68%	68%	65%	61%	61%	66%	79%	66%

Table 307: Question #27 by Age and Disability Status of Respondent

What about raising vehicle license and registration fees?	Age 65 or older	Age 64 or younger	Have health/mobility issue	Does NOT have health/mobility issue	Age 65+ and no health/mobility issue	Age 65+ and has health/mobility issue	Age <65 and no health/mobility issue	Age <65 and has health/mobility issue	Overall
Support	32%	36%	27%	37%	36%	24%	37%	29%	35%

What about raising vehicle license and registration fees?	Age 65 or older	Age 64 or younger	Have health/mobility issue	Does NOT have health/mobility issue	Age 65+ and no health/mobility issue	Age 65+ and has health/mobility issue	Age <65 and no health/mobility issue	Age <65 and has health/mobility issue	Overall
Do not support	68%	64%	73%	63%	64%	76%	63%	71%	65%

Table 308: Question #28 by Age and Disability Status of Respondent

What about an additional fee to license and register inefficient vehicles?	Age 65 or older	Age 64 or younger	Have health/mobility issue	Does NOT have health/mobility issue	Age 65+ and no health/mobility issue	Age 65+ and has health/mobility issue	Age <65 and no health/mobility issue	Age <65 and has health/mobility issue	Overall
Support	39%	51%	43%	49%	40%	38%	52%	47%	48%
Do not support	61%	49%	57%	51%	60%	62%	48%	53%	52%

Table 309: Question #29 by Age and Disability Status of Respondent

What about creating new fees paid by developers or those who benefit from the transportation improvements?	Age 65 or older	Age 64 or younger	Have health/mobility issue	Does NOT have health/mobility issue	Age 65+ and no health/mobility issue	Age 65+ and has health/mobility issue	Age <65 and no health/mobility issue	Age <65 and has health/mobility issue	Overall
Support	72%	72%	70%	72%	72%	71%	72%	68%	72%
Do not support	28%	28%	30%	28%	28%	29%	28%	32%	28%

Table 310: Question #30 by Age and Disability Status of Respondent

What about delaying or eliminating some projects to save money?	Age 65 or older	Age 64 or younger	Have health/mobility issue	Does NOT have health/mobility issue	Age 65+ and no health/mobility issue	Age 65+ and has health/mobility issue	Age <65 and no health/mobility issue	Age <65 and has health/mobility issue	Overall
Support	58%	63%	59%	63%	60%	54%	63%	63%	62%
Do not support	42%	37%	41%	37%	40%	46%	37%	37%	38%

Table 311: Question #31 by Age and Disability Status of Respondent

What about increasing fares on public transit?	Age 65 or older	Age 64 or younger	Have health/mobility issue	Does NOT have health/mobility issue	Age 65+ and no health/mobility issue	Age 65+ and has health/mobility issue	Age <65 and no health/mobility issue	Age <65 and has health/mobility issue	Overall
Support	26%	22%	25%	22%	25%	29%	22%	22%	23%
Do not support	74%	78%	75%	78%	75%	71%	78%	78%	77%

Table 312: Question #33 by Age and Disability Status of Respondent

Next, I am going to read you a list of issues. For each please tell me if you think it is essential, important, somewhat important or not very important to address each of the following. What about reducing traffic congestion?	Age 65 or older	Age 64 or younger	Have health/mobility issue	Does NOT have health/mobility issue	Age 65+ and no health/mobility issue	Age 65+ and has health/mobility issue	Age <65 and no health/mobility issue	Age <65 and has health/mobility issue	Overall
Essential	29%	28%	28%	28%	31%	23%	27%	34%	28%
Important	54%	48%	53%	49%	52%	57%	48%	48%	50%
Somewhat important	12%	18%	16%	16%	9%	16%	18%	17%	16%
Not very important	6%	6%	3%	7%	7%	4%	7%	1%	6%

Table 313: Question #34 by Age and Disability Status of Respondent

Improving bus and train service?	Age 65 or older	Age 64 or younger	Have health/mobility issue	Does NOT have health/mobility issue	Age 65+ and no health/mobility issue	Age 65+ and has health/mobility issue	Age <65 and no health/mobility issue	Age <65 and has health/mobility issue	Overall
Essential	27%	35%	25%	35%	27%	27%	37%	23%	33%
Important	46%	46%	50%	45%	49%	40%	44%	61%	46%
Somewhat important	19%	13%	19%	13%	16%	26%	13%	11%	14%
Not very important	8%	6%	6%	7%	9%	7%	7%	5%	7%

Table 314: Question #35 by Age and Disability Status of Respondent

Revitalizing existing communities and downtowns?	Age 65 or older	Age 64 or younger	Have health/mobility issue	Does NOT have health/mobility issue	Age 65+ and no health/mobility issue	Age 65+ and has health/mobility issue	Age <65 and no health/mobility issue	Age <65 and has health/mobility issue	Overall
Essential	24%	32%	22%	31%	23%	26%	33%	19%	30%
Important	39%	42%	37%	42%	41%	36%	42%	39%	41%
Somewhat important	21%	16%	20%	17%	21%	20%	16%	17%	18%
Not very important	16%	10%	21%	10%	15%	18%	9%	25%	12%

Table 315: Question #36 by Age and Disability Status of Respondent

Improving facilities for biking and walking?	Age 65 or older	Age 64 or younger	Have health/mobility issue	Does NOT have health/mobility issue	Age 65+ and no health/mobility issue	Age 65+ and has health/mobility issue	Age <65 and no health/mobility issue	Age <65 and has health/mobility issue	Overall
Essential	21%	28%	23%	27%	19%	24%	29%	22%	26%
Important	41%	43%	40%	43%	45%	35%	43%	45%	43%
Somewhat important	23%	18%	21%	19%	23%	24%	18%	16%	19%
Not very important	15%	11%	16%	11%	13%	17%	10%	16%	12%

Table 316: Question #37 by Age and Disability Status of Respondent

Preserving open space and farmland?	Age 65 or older	Age 64 or younger	Have health/mobility issue	Does NOT have health/mobility issue	Age 65+ and no health/mobility issue	Age 65+ and has health/mobility issue	Age <65 and no health/mobility issue	Age <65 and has health/mobility issue	Overall
Essential	41%	46%	45%	45%	39%	45%	46%	43%	45%
Important	41%	38%	40%	39%	42%	41%	38%	40%	39%
Somewhat important	12%	12%	11%	12%	15%	7%	11%	15%	12%
Not very important	5%	5%	4%	5%	4%	7%	5%	2%	5%

Table 317: Question #38 by Age and Disability Status of Respondent

Planning for the effects of rising sea levels on transportation infrastructure?	Age 65 or older	Age 64 or younger	Have health/mobility issue	Does NOT have health/mobility issue	Age 65+ and no health/mobility issue	Age 65+ and has health/mobility issue	Age <65 and no health/mobility issue	Age <65 and has health/mobility issue	Overall
Essential	31%	34%	41%	32%	30%	33%	33%	52%	34%
Important	36%	36%	31%	37%	38%	33%	37%	30%	36%
Somewhat important	14%	14%	15%	14%	14%	13%	14%	14%	14%
Not very important	20%	15%	13%	17%	19%	21%	17%	4%	16%

Table 318: Question #39 by Age and Disability Status of Respondent

Developing infrastructure to support automated, self-driving vehicles?	Age 65 or older	Age 64 or younger	Have health/mobility issue	Does NOT have health/mobility issue	Age 65+ and no health/mobility issue	Age 65+ and has health/mobility issue	Age <65 and no health/mobility issue	Age <65 and has health/mobility issue	Overall
Essential	10%	11%	12%	10%	8%	14%	11%	10%	11%
Important	19%	26%	16%	26%	20%	17%	27%	15%	24%
Somewhat important	22%	19%	23%	19%	23%	20%	18%	27%	20%
Not very important	49%	44%	49%	45%	50%	48%	43%	48%	45%

Table 319: Question #40 by Age and Disability Status of Respondent

Developing or supporting infrastructure for no or low-polluting alternative fuel vehicles, such as charging stations for electric vehicles?	Age 65 or older	Age 64 or younger	Have health/mobility issue	Does NOT have health/mobility issue	Age 65+ and no health/mobility issue	Age 65+ and has health/mobility issue	Age <65 and no health/mobility issue	Age <65 and has health/mobility issue	Overall
Essential	27%	28%	25%	28%	28%	25%	28%	25%	27%
Important	34%	39%	37%	37%	36%	30%	38%	43%	37%
Somewhat important	20%	17%	17%	18%	19%	23%	18%	12%	18%
Not very important	19%	17%	21%	17%	18%	23%	16%	20%	18%

Table 320: Question #41 by Age and Disability Status of Respondent

Ensuring access to public transit by everyone, especially those who are unable to drive or do not own a car.	Age 65 or older	Age 64 or younger	Have health/mobility issue	Does NOT have health/mobility issue	Age 65+ and no health/mobility issue	Age 65+ and has health/mobility issue	Age <65 and no health/mobility issue	Age <65 and has health/mobility issue	Overall
Essential	51%	61%	50%	60%	55%	44%	61%	57%	58%
Important	39%	31%	38%	32%	37%	43%	31%	32%	33%
Somewhat important	8%	6%	10%	6%	6%	12%	6%	8%	7%
Not very important	2%	2%	1%	2%	2%	0%	2%	3%	2%

Table 321: Question #42 by Age and Disability Status of Respondent

Connecting neighborhoods to each other and nearby destinations?	Age 65 or older	Age 64 or younger	Have health/mobility issue	Does NOT have health/mobility issue	Age 65+ and no health/mobility issue	Age 65+ and has health/mobility issue	Age <65 and no health/mobility issue	Age <65 and has health/mobility issue	Overall
Essential	19%	18%	16%	19%	21%	14%	18%	18%	18%
Important	38%	40%	38%	40%	32%	52%	42%	21%	40%
Somewhat important	26%	26%	28%	25%	28%	21%	25%	36%	26%
Not very important	17%	16%	19%	16%	20%	13%	15%	25%	16%

Table 322: Question #43 by Age and Disability Status of Respondent

Do you feel that is it is always, sometimes or never appropriate to mix office and retail with residential development?	Age 65 or older	Age 64 or younger	Have health/mobility issue	Does NOT have health/mobility issue	Age 65+ and no health/mobility issue	Age 65+ and has health/mobility issue	Age <65 and no health/mobility issue	Age <65 and has health/mobility issue	Overall
Always appropriate	13%	13%	14%	12%	11%	16%	13%	13%	13%
Sometimes appropriate	67%	73%	68%	72%	68%	65%	73%	72%	72%
Never appropriate	20%	14%	17%	16%	20%	19%	14%	15%	16%

Table 323: Question #44 by Age and Disability Status of Respondent

Do you agree or disagree that development and transportation projects should be concentrated to areas with higher population and employment, and projects in rural areas should be limited to those that maintain existing systems and improve safety?	Age 65 or older	Age 64 or younger	Have health/mobility issue	Does NOT have health/mobility issue	Age 65+ and no health/mobility issue	Age 65+ and has health/mobility issue	Age <65 and no health/mobility issue	Age <65 and has health/mobility issue	Overall
Agree	73%	67%	75%	67%	71%	76%	66%	73%	68%
Disagree	27%	33%	25%	33%	29%	24%	34%	27%	32%

Table 324: Question #45 by Age and Disability Status of Respondent

Do you agree or disagree that more funding should be devoted to bicycling, walking and public transit?	Age 65 or older	Age 64 or younger	Have health/mobility issue	Does NOT have health/mobility issue	Age 65+ and no health/mobility issue	Age 65+ and has health/mobility issue	Age <65 and no health/mobility issue	Age <65 and has health/mobility issue	Overall
Agree	75%	82%	72%	82%	78%	69%	83%	76%	80%
Disagree	25%	18%	28%	18%	22%	31%	17%	24%	20%

Table 325: Question #46 by Age and Disability Status of Respondent

Have you heard of the Air Quality Partnership of Delaware?	Age 65 or older	Age 64 or younger	Have health/mobility issue	Does NOT have health/mobility issue	Age 65+ and no health/mobility issue	Age 65+ and has health/mobility issue	Age <65 and no health/mobility issue	Age <65 and has health/mobility issue	Overall
Yes	22%	20%	22%	20%	21%	23%	20%	18%	21%
No	78%	80%	78%	80%	79%	77%	80%	82%	79%

Table 326: Question #48 by Age and Disability Status of Respondent

As I stated in the beginning, this survey is being conducted by WILMAPCO, the Wilmington Area Planning Council. Are you familiar with this organization?	Age 65 or older	Age 64 or younger	Have health/mobility issue	Does NOT have health/mobility issue	Age 65+ and no health/mobility issue	Age 65+ and has health/mobility issue	Age <65 and no health/mobility issue	Age <65 and has health/mobility issue	Overall
Yes	32%	27%	21%	30%	35%	26%	29%	14%	29%
No	68%	73%	79%	70%	65%	74%	71%	86%	71%

Table 327: Question #49 by Age and Disability Status of Respondent

Please tell me if you agree or disagree with the following statements. "I am aware of how transportation projects are selected."	Age 65 or older	Age 64 or younger	Have health/mobility issue	Does NOT have health/mobility issue	Age 65+ and no health/mobility issue	Age 65+ and has health/mobility issue	Age <65 and no health/mobility issue	Age <65 and has health/mobility issue	Overall
Agree	25%	23%	25%	23%	24%	25%	23%	26%	23%
Disagree	75%	77%	75%	77%	76%	75%	77%	74%	77%

Table 328: Question #50 by Age and Disability Status of Respondent

Please tell me if you agree or disagree with the following statements. "I am familiar with the long-range regional transportation plan."	Age 65 or older	Age 64 or younger	Have health/mobility issue	Does NOT have health/mobility issue	Age 65+ and no health/mobility issue	Age 65+ and has health/mobility issue	Age <65 and no health/mobility issue	Age <65 and has health/mobility issue	Overall
Agree	20%	19%	15%	20%	21%	17%	20%	12%	19%
Disagree	80%	81%	85%	80%	79%	83%	80%	88%	81%

Table 329: Question #51 by Age and Disability Status of Respondent

Please tell me if you agree or disagree with the following statements. "I am familiar with the Transportation Improvement Program, or TIP?"	Age 65 or older	Age 64 or younger	Have health/mobility issue	Does NOT have health/mobility issue	Age 65+ and no health/mobility issue	Age 65+ and has health/mobility issue	Age <65 and no health/mobility issue	Age <65 and has health/mobility issue	Overall
Agree	17%	20%	14%	20%	17%	17%	22%	9%	19%
Disagree	83%	80%	86%	80%	83%	83%	78%	91%	81%

Appendix E: Survey Methodology

Interview Script Development

The original script for a WILMAPCO public opinion survey of residents of the region was developed in 2006. This same script was used again in 2010 and 2014, with the addition of a few questions. For the 2018 implementation, the script was put through an iterative revision process involving staff and stakeholder. The 2021/22 survey includes only minor changes to update the previous version. The interview script, in English and Spanish can be found in *Appendix F: Survey Script*.

Sample Selection

The target population for this survey was all adults 18 years of age or older who live in the two-county region served by WILMAPCO: Cecil County, Maryland and New Castle County, Delaware.



New Castle County's population represents a large majority of the total population of the two counties. As was done in previous waves of this survey, Cecil County was assigned 200 interviews to New Castle's 400, to ensure Cecil County had a large enough sample size to be statistically reliable for reporting on its own.

	Population 18+	Total Interviews	95% Confidence Interval
WILMAPCO	528,246	600	±4.0%
Cecil County, MD	81,255	200	±6.9%
New Castle County, DE	446,991	400	±4.9%

Source: Maryland Department of Planning, Population Projections 2021, Delaware Population Consortium Annual Projections, 2021

Additional quotas were set to ensure racial/ethnic representation of the region.

QUOTA	New Castle County	Cecil County
Non-Hispanic White	230	170
Hispanic	40	9
Black	98	13
Asian/Other	32	8
TOTAL	400	200

Sources for the Phone Numbers

The *survey sample* refers to the phone numbers selected to be dialed to invite residents to participate in the survey. The survey sample for this research was provided by Scientific Telephone Samples, of Foothill Ranch, CA.

The sample was composed of approximately 70% listed home (landline) phone numbers and 30% listed mobile (cell) phones. Where available, sample was selected to improve representativeness and complete quota cells by ethnicity and county.

Survey Administration

Interviewing, including pretesting was conducted between October 5, 2021 and January 27, 2022. On average, interview length was 20 minutes. The data were recorded electronically using a Computer-Assisted Telephone Interviewing (CATI) system. (CATI is a type of software program that automatically dials phone numbers, logs dispositions and records responses to completed interviews.) Interviews were attempted and conducted at different times of the evening and daytime, on weekdays and weekends to match respondent availability.

A total of 38,045 phone numbers were dialed during the field period, yielding a final response rate was 5.9%. The dispositions of the numbers dialed during the survey are listed in the table on the following page.

<u>SAMPLE OVERVIEW</u>	
TOTAL SAMPLE RECEIVED	38045
TOTAL SAMPLE USED/ CASES DIALED	38045
TOTAL NUMBER OF CALL ATTEMPTS	73251
TOTAL NUMBER OF COMPLETES	600
<u>INVALID</u>	
NOT IN SERVICE	8820
FAX MODEM LINE	321
BUSINESS LINE	287
NOT RINGING/ WRONG NUMBER	475
TOTAL:	9903
<u>UNRESOLVED</u>	
BUSY	1236
NO ANSWER	7564
ANSWERING MACHINE / VOICE MAIL	15358
TOTAL:	24158
<u>NON-RESPONDING</u>	
HOUSEHOLD REFUSAL	1007
RESPONDENT REFUSAL (Possible Target - Undetermined Eligibility)	995
HARD APPOINTMENT	4
SOFT APPOINTMENT	7
NO APPOINTMENT CALL AGAIN	2
DO NOT CALL LIST	92
PARTIAL CALL BACK	16
PARTIAL BREAKOFF	52
LANGUAGE / COMMUNICATION PROBLEM / SPANISH CALL BACK	125
NOT AVAILABLE FOR DURATION OF PROJECT	17
TOTAL:	2317
<u>RESPONDING UNITS</u>	
DISQUALIFIED (Not a resident - Status 91)	187
DISQUALIFIED (Refused Ethnicity Question - Status 92)	34
QUOTA FULL (Called - qualified)	40
QUOTA FULL (Not Called - not qualified)	806
COMPLETES	600
TOTAL:	1667

STATISTICS	
AVERAGE DURATION	20 min
NUMBER OF CALL ATTEMPTS / COMPLETED INTERVIEW	122.1
NUMBER OF CALL ATTEMPTS / TOTAL NUMBERS USED	1.9
SAMPLE YIELD	1.6%
RESPONSE RATE	5.9%
INCIDENCE RATE	76.2%
NET EFFECTIVE INCIDENCE RATE	71.9%

Response Rate Calculation:

Total Responding Units / (Total Unresolved + Total Non-Responding + Total Responding Units)

The table below shows the quota cells target and the number of actual interviews conducted. Interview completion tracked fairly closely to ethnic quotas.

QUOTA Group	New Castle County		Cecil County	
	Quota Target	Interviews	Quota Target	Interviews
Non-Hispanic White	230	242	170	181
Hispanic	40	30	9	4
Black	98	95	13	8
Asian/Other	32	33	8	7
TOTAL	400	400	200	200

Confidence Intervals

A purely random survey of 600 (the sample size for this research) would have a margin of error of about 4.1%, 19 times out of 20 (often described as being at a 95% confidence level).

While this applies to results related to entire sample, the margin of error will be higher at the county level: about +/- 7% for the 200 completed interviews in Cecil County, and about +/- 5% for the 400 New Castle County interviews. Margin of error will be higher (less statistically reliable) when looking at results for smaller groups (e.g, age, income groups).

Data Weighting and Analysis

The demographic characteristics of the survey sample were compared to estimates published by Maryland Department of Planning (Population Projections 2021) and Delaware Population Consortium (Annual Projections, 2021) for Cecil County and New Castle County respectively, and were statistically adjusted to reflect the larger population. Additionally responses to the survey were weighted to the relative 18+ populations of the two counties. Harder-to-reach younger age cohorts were underrepresented in interviewing. Weights were applied to correct,

but were limited to avoid distortion resulting from high weights. The results of the weighting schemes are presented in the following tables.

New Castle County Survey Weighting Table

Characteristic	Percent in Population		
	Population Norm*	Unweighted Data	Weighted Data
Sex and Age			
18-34 years of age	30.0%	6.6%	14.6%
35-54 years of age	32.7%	20.5%	46.6%
55+ years of age	37.3%	72.9%	38.8%
Male	47.9%	41.5%	48.8%
Female	52.1%	58.5%	51.2%
Males 18-34	15.1%	4.6%	9.9%
Males 35-54	15.9%	9.9%	21.5%
Males 55+	16.9%	27.1%	17.4%
Females 18-34	14.9%	2.0%	4.8%
Females 35-54	16.7%	10.6%	25.1%
Females 55+	20.5%	45.8%	21.4%
Race and Ethnicity (Adults 18+)			
Non-Hispanic White	55.8%	60.5%	55.9%
Hispanic – any race(s)	9.9%	7.5%	9.9%
Black alone	24.3%	23.8%	24.3%
Other (including Asian and multi-racial)	10.0%	8.3%	10.0%

* Source: Delaware Population Consortium Annual Projections, 2021

Cecil County Survey Weighting Table			
Characteristic	Percent in Population		
	Population Norm*	Unweighted Data	Weighted Data
Sex and Age			
18-34 years of age	25.8%	4.0%	11.1%
35-54 years of age	32.8%	17.0%	47.6%
55+ years of age	41.3%	79.0%	41.3%
Female	49.4%	41.5%	49.4%
Male	50.6%	58.5%	50.6%
Females 18-34	13.3%	2.0%	6.1%
Females 35-54	16.4%	7.5%	23.6%
Females 55+	19.7%	32.0%	19.7%
Males 18-34	12.5%	2.0%	5.0%
Males 35-54	16.4%	9.5%	24.0%
Males 55+	21.6%	47.0%	21.6%
Race and Ethnicity (Adults 18+)			
Non-Hispanic White	85.5%	90.5%	85.5%
Hispanic – any race(s)	4.1%	2.0%	4.1%
Black alone	6.9%	4.0%	7.0%
Other	3.5%	3.5%	3.5%

* Source: Maryland Department of Planning, Population Projections 2021

By County Weighting Table			
Characteristic	Percent in Population		
	Population Norm*	Unweighted Data	Weighted Data
Counties			
New Castle County	84.6%	66.7%	84.6%
Cecil County	15.4%	33.3%	15.4%

Appendix F: Survey Script

The following pages contain the 2021/22 WILMAPCO Public Opinion Survey interview script. The Spanish version follows the English.

Hello, my name is _____ calling on behalf of WILMAPCO, the Wilmington Area Planning Council. WILMAPCO is the public agency responsible for planning highway, rail, bicycle, and pedestrian projects in New Castle County, Delaware and Cecil County, Maryland. We are calling to find out what types of transportation improvements are important to you. May I take some of your time to ask you some questions?
[Note to interviewers, pronounce “WILMAPCO” as “will map coe”]

1. Are you a resident of Cecil County/New Castle County?
 - 1 Yes (CONTINUE)
 - 2 No (TERMINATE SURVEY)
 - 3 Don't Know/Refused (DO NOT READ) (TERMINATE SURVEY)
2. Are you Spanish, Hispanic or Latino?
 - 1 Yes – Conduct survey in Spanish for Spanish-speaker.
 - 2 No
 - 3 Refused (DO NOT READ AND TERMINATE SURVEY)
3. Which of the following races do you consider yourself to be?
[MULTIPLE RESPONSE. PROBE] Anything else?
 - 1 American Indian or Alaskan native
 - 2 Asian or Pacific Islander
 - 3 Black/African American
 - 4 White/Caucasian
 - 5 Other
 - 6 Refused (DO NOT READ AND TERMINATE SURVEY)

Insert Question 62.

In which age category may I place you? (READ LIST)

- 1 Under 18 (ASK TO SPEAK TO ADULT 18+ AND TERMINATE IF NO ADULT)
- 2 18-24
- 3 25-34
- 4 35-44
- 5 45-54
- 6 55-64
- 7 65+
- 8 REFUSED (DO NOT READ)

Demographic Quotas for numbers of completed surveys needed.

	Cecil	NCC
Non-Hispanic White	170	230
Hispanic	9	40
Non-Hispanic Black	13	98
Non-Hispanic Asian	3	22
Non-Hispanic Other or mixed	5	10

4. The overall transportation system includes roads, buses, trains, sidewalks and bike facilities. How well do you feel the overall transportation system meets your travel needs? Would you say very well, somewhat well, not too well, or not at all?
 - 4 Very Well
 - 3 Somewhat Well
 - 2 Not Too Well
 - 1 Not at All
 - 5 Don't know/Refused (DO NOT READ)
5. How well do you feel the transit system meets the needs of residents who would like to use trains for transportation? Would you say...
 - 4 Very Well
 - 3 Somewhat Well
 - 2 Not Too Well
 - 1 Not at All
 - 5 Don't know/Refused (DO NOT READ)
6. How well do you feel the transit system meets the needs of residents who would like to use buses? Would you say...
 - 4 Very Well
 - 3 Somewhat Well
 - 2 Not Too Well
 - 1 Not at All
 - 5 Don't know/Refused (DO NOT READ)

7. How well do you feel the transportation system meets the needs of residents who would like to walk? This would include things like sidewalks and crosswalks.
 - 4 Very Well
 - 3 Somewhat Well
 - 2 Not Too Well
 - 1 Not at All
 - 5 Don't know/Refused (DO NOT READ)
8. How well do you feel the transportation system meets the needs of residents who like to bike? This would include things like bike lanes and bicycle parking.
 - 4 Very Well
 - 3 Somewhat Well
 - 2 Not Too Well
 - 1 Not at All
 - 5 Don't know/Refused (DO NOT READ)
9. What do you think is the biggest transportation problem facing Cecil County/New Castle County today? (RECORD ONE RESPONSE – DO NOT READ LIST)
 - 1 SPECIFY: _____
 - 2 Don't know/Refused
 - 3 None, there really isn't any transportation problem (DO NOT READ)
10. In your opinion, which of the following is the best long-term solution to reduce traffic congestion? Would you say... [RECORD ONE RESPONSE ONLY] [RANDOMIZE ORDER OF 1 THROUGH 5]
 - 1 Building new roads,
 - 2 Improving signal timing or other technological improvement,
 - 3 Improving public transit,
 - 4 Encouraging carpooling, walking or biking,
 - 5 Creating communities where people do not have to drive as much
 - 6 Don't know/Refused (DO NOT READ)
11. How often do you use the following modes of transportation. What about driving alone in a motor vehicle? Would you say...
 - 1 Never
 - 2 Less than once a month
 - 3 A few times a month
 - 4 A few times a week
 - 5 4 or more times a week
 - 6 Don't know/Refused (DO NOT READ)
12. What about driving with others, not in your household, in a carpool or vanpool? Would you say...
 - 1 Never
 - 2 Less than once a month

- 3 A few times a month
- 4 A few times a week
- 5 4 or more times a week
- 6 Don't know/Refused (DO NOT READ)

13. Taking a taxi or rideshare like Uber or Lyft? (Would you say...)

- 1 Never
- 2 Less than once a month
- 3 A few times a month
- 4 A few times a week
- 5 4 or more times a week
- 6 Don't know/Refused (DO NOT READ)

14. What about public transit, including buses and trains? (Would you say...)

- 1 Never
- 2 Less than once a month
- 3 A few times a month
- 4 A few times a week
- 5 4 or more times a week
- 6 Don't know/Refused (DO NOT READ)

15. What about Paratransit, a door-to-door service for people with a physical or cognitive disability?

- 1 Never
- 2 Less than once a month
- 3 A few times a month
- 4 A few times a week
- 5 4 or more times a week
- 6 Don't know/Refused (DO NOT READ)

16. Bicycling?

- 1 Never
- 2 Less than once a month
- 3 A few times a month
- 4 A few times a week
- 5 4 or more times a week
- 6 Don't know/Refused (DO NOT READ)

17. Walking?

- 1 Never
- 2 Less than once a month
- 3 A few times a month
- 4 A few times a weekyfh

- 5 4 or more times a week
- 6 Don't know/Refused (DO NOT READ)

18. [ASK Q18 and Q19 IF Q17=1 or 2]

You indicated that you walk less than once a month. Could you tell me if you have a health or mobility issue that prevents you from being able to walk?

- 1 Yes (GO TO Q20)
- 2 No
- 3 Don't know/Refused (DO NOT READ)

19. What are the main reasons you do not walk?

- 1 SPECIFY: _____
- 2 Don't Know/Refused (DO NOT READ)

20. [ASK Q20 and Q21 IF Q16=1 or 2]

You indicated that you bike less than once a month. Could you tell me if you have a health or mobility issue that prevents you from being able to bike?

- 1 Yes (GO TO Q0)
- 2 No
- 3 Don't know/Refused (DO NOT READ)

21. What are the main reasons you do not bike?

- 1 SPECIFY: _____
- 2 Don't Know/Refused (DO NOT READ)

22. We'd like to know how often problems with access to transportation prevent you from participating in activities. Does lack of transportation ever limit you from reaching any of the following?

- 1 Your job or desired job (yes/no Don't know/Refused)
- 2 Healthy and affordable grocery shopping (yes/no Don't know/Refused)
- 3 Routine medical care (yes/no Don't know/Refused)
- 4 Social activities (yes/no Don't know/Refused)

23. I am going to read you a list of five types of transportation improvements. Please tell me which TWO you think should receive the highest priority for funding? Here is the list... (READ LIST BELOW) Which (RECORD TWO RESPONSE) [RANDOMIZE ORDER 1 THROUGH 5]

- 1 Maintain and repair the existing transportation system,
 - 2 Build more roads and highways,
 - 3 Provide more transit, walking or biking options,
 - 4 Increase safety
 - 5 Use more technology to improve the transportation system
- [NOTE TO INTERVIEWER: IF THEY ASK; "things such as coordinating traffic signals, electronic information signs, variable speed limit signs, distributing real-time traffic data to websites, social media feeds, mobile apps, and local media stations"]

- 6 Other (DO NOT READ) (SPECIFY: _____)
- 7 Not sure/Refused (DO NOT READ)

- 24.** There are always more transportation projects than there is money to pay for them. Please tell me if you support or do not support these funding methods to help close the gap.

How about raising tolls? [ONLY READ IF NECESSARY:] Do you support or not support raising more money for transportation projects this way?

- 1 Support
- 2 Do not support
- 3 Don't Know/Refused (DO NOT READ)

- 25.** [FOR Q25 THROUGH Q0, READ THE SCALE OR ASK IF THEY SUPPORT OR OPPOSE ONLY IF NEEDED]

What about raising vehicle fuel taxes? (Do you support or not support?)

- 1 Support
- 2 Do not support
- 3 Don't Know/Refused (DO NOT READ)

26. What about replacing a fuel tax with a tax on vehicle miles traveled, which would mean that those who travel more would pay more?
- 1 Support
 - 2 Do not support
 - 3 Don't Know/Refused (DO NOT READ)
27. What about raising vehicle license and registration fees?
- 1 Support
 - 2 Do not support
 - 3 Don't Know/Refused (DO NOT READ)
28. What about an additional fee to license and register inefficient vehicles?
- 1 Support
 - 2 Do not support
 - 3 Don't Know/Refused (DO NOT READ)
29. What about creating new fees paid by developers or those who benefit from the transportation improvements?
- 1 Support
 - 2 Do not support
 - 3 Don't Know/Refused (DO NOT READ)
30. What about delaying or eliminating some projects to save money?
- 1 Support
 - 2 Do not support
 - 3 Don't Know/Refused (DO NOT READ)
31. What about increasing fares on public transit?
- 1 Support
 - 2 Do not support
 - 3 Don't Know/Refused (DO NOT READ)
32. Are there other things that the state should do to close the funding gap for transportation?
(RECORD ALL RESPONSES)
- 1 SPECIFY: _____
 - 2 None (DO NOT READ)
 - 3 Don't Know/Refused (DO NOT READ)

- 33.** Next, I am going to read you a list of issues. For each, please tell me if you think it is essential, important, somewhat important, or not very important to address each of the following. What about..?

Reducing traffic congestion? [ONLY READ IF NECESSARY: Do you think this it is essential, important, somewhat important or not very important for WILMAPCO to address this issue?]

- 1 Essential
- 2 Important
- 3 Somewhat important
- 4 Not very important
- 5 Don't know/Not sure/Refused (DO NOT READ)

- 34.** Improving bus and train service? (Is this...?)

- 1 Essential
- 2 Important
- 3 Somewhat important
- 4 Not very important
- 5 Don't know/Not sure/Refused (DO NOT READ)

- 35.** Revitalizing existing communities and downtowns? (Is this...?)

- 1 Essential
- 2 Important
- 3 Somewhat important
- 4 Not very important
- 5 Don't know/Not sure/Refused (DO NOT READ)

- 36.** Improving facilities for biking and walking? (Is this...?)

- 1 Essential
- 2 Important
- 3 Somewhat important
- 4 Not very important
- 5 Don't know/Not sure/Refused (DO NOT READ)

- 37.** Preserving open space and farmland? (Is this...?)

- 1 Essential
- 2 Important
- 3 Somewhat important
- 4 Not very important
- 5 Don't know/Not sure/Refused (DO NOT READ)

- 38.** Planning for the effects of rising sea levels on transportation infrastructure? (Is this...?)

- 1 Essential
- 2 Important
- 3 Somewhat important

- 4 Not very important
 - 5 Don't know/Not sure/Refused (DO NOT READ)
- 39.** Developing infrastructure to support automated, self-driving vehicles? (Is this...?)
- 1 Essential
 - 2 Important
 - 3 Somewhat important
 - 4 Not very important
 - 5 Don't know/Not sure/Refused (DO NOT READ)
- 40.** Developing or supporting infrastructure for no or low-polluting alternative fuel vehicles, such as charging stations for electric vehicles? (Is this...?)
- 1 Essential
 - 2 Important
 - 3 Somewhat important
 - 4 Not very important
 - 5 Don't know/Not sure/Refused (DO NOT READ)
- 41.** Ensuring access to public transit by everyone, especially those who are unable to drive or do not own a car. (Is this...?)
- 1 Essential
 - 2 Important
 - 3 Somewhat important
 - 4 Not very important
 - 5 Don't know/Not sure/Refused (DO NOT READ)
- 42.** Connecting neighborhoods to each other and nearby destinations? (Is this...?)
- 1 Essential
 - 2 Important
 - 3 Somewhat important
 - 4 Not very important
 - 5 Don't know/Not sure/Refused (DO NOT READ)
- 43.** Do you feel that it is always, sometimes or never appropriate to mix office and retail with residential development?
- 1 Always appropriate
 - 2 Sometimes appropriate
 - 3 Never appropriate
 - 4 Don't know/Not sure/Refused (DO NOT READ)
- 44.** Please tell me if you agree or disagree with the following statements.
“Development and transportation projects should be concentrated to areas with higher population and employment, and projects in rural areas should be limited to those that maintain existing systems and improve safety”? (Would you agree or disagree?)
- 1 Agree
 - 2 Disagree

- 3 Don't know/Not sure/Refused (DO NOT READ)
- 45.** More funding should be devoted to bicycling, walking and public transit. (Would you say...)
- 1 Agree
 - 2 Disagree
 - 3 Don't know/Refused (DO NOT READ)
- 46.** Have you heard of the Air Quality Partnership of Delaware?
- 1 Yes
 - 2 No
 - 3 Don't know/Refused (DO NOT READ)
- 47.** What, if anything, would you be willing to do to improve air quality in our region; examples include walking or taking transit instead of driving, refueling your car in the evening, or replacing your gas powered lawn mower with an electric one.
- 1 SPECIFY: _____
 - 2 Nothing (DO NOT READ)
 - 3 Don't Know/Refused (DO NOT READ)
- 48.** As I stated in the beginning, this survey is being conducted by WILMAPCO, the Wilmington Area Planning Council. Are you familiar with this organization?
- 1 Yes
 - 2 No
 - 3 Not sure/Don't know/Refused (DO NOT READ)
- 49.** Please tell me if you agree or disagree with the following statements.
(What about:)“I am aware of how transportation projects are selected.”
(Do you agree or disagree?)
- 1 Agree
 - 2 Disagree
 - 3 Don't know/Refused (DO NOT READ)
- 50.** (What about) “I am familiar with the long-range regional transportation plan”?
- 1 Agree
 - 2 Disagree
 - 3 Don't know/Refused (DO NOT READ)
- 51.** (What about) “I am familiar with the Transportation Improvement Program, or TIP?”
- 1 Agree
 - 2 Disagree
 - 3 Don't know/Refused (DO NOT READ)

- 52.** And finally, “Transportation planning is done well in Cecil County/New Castle County”?
- 1 Agree
 - 2 Disagree
 - 3 Don’t know/Refused (DO NOT READ) – skip to Q54
- 53.** Why did you agree/disagree with that statement?
- 1 SPECIFY: _____
 - 2 Don’t Know/Refused (DO NOT READ)
- 54.** WILMAPCO seeks feedback from residents when creating plans and designing transportation projects. Please tell me if you think the following outreach methods are effective ways to engage with you?
- What about social media sites like Facebook, Instagram or Twitter?
[READ IF NECESSARY:] (Would you say...?)
- 1 Effective
 - 2 Not effective
 - 3 Don’t know/Refused (DO NOT READ)
- 55.** What about direct communications with staff via email or telephone? (Would you say...?)
- 1 Effective
 - 2 Not effective
 - 3 Don’t know/Refused (DO NOT READ)
- 56.** What about direct communications via text message? (Would you say...?)
- 1 Effective
 - 2 Not effective
 - 3 Don’t know/Refused (DO NOT READ)
- 57.** How about public meetings? (Would you say...?)
- 1 Effective
 - 2 Not effective
 - 3 Don’t know/Refused (DO NOT READ)
- 58.** What about web-based or virtual public meetings? (Would you say...?)
- 1 Effective
 - 2 Not effective
 - 3 Don’t know/Refused (DO NOT READ)
- 59.** (What about) Online surveys? (Would you say...?)
- 1 Effective
 - 2 Not effective
 - 3 Don’t know/Refused (DO NOT READ)

- 60.** (What about) Mailed or telephone surveys? (Would you say...?)
- 1 Effective
 - 2 Not effective
 - 3 Don't know/Refused (DO NOT READ)
- 61.** Are there any other ways that WILMAPCO should engage with you?
- 1 SPECIFY: _____
 - 2 Don't Know/Refused (DO NOT READ)
- 62.** [moved to follow Q3] Finally, I'd like to ask you a few questions for classification purposes.
In which age category may I place you? (READ LIST)
- 1 Under 18 (ASK TO SPEAK TO ADULT 18+ AND TERMINATE IF NO ADULT)
 - 2 18-24
 - 3 25-34
 - 4 35-44
 - 5 45-54
 - 6 55-64
 - 7 65+
 - 8 REFUSED (DO NOT READ)
- 63.** How many automobiles or other passenger vehicles like SUVs or pickups, does your household have? (DO NOT READ LIST)
- 0 None
 - 1 One
 - 2 Two
 - 3 Three
 - 4 Four
 - 5 Five
 - 6 Six or more
 - 7 REFUSED
- 64.** Are you currently employed?
- 1 Yes, Employed
 - 2 No, Not Employed
 - 3 No, Retired
 - 4 Don't Know/Refused
- 65.** What is the highest level of education you have achieved? (READ LIST AS NEEDED)
- 1 Non-high school graduate
 - 2 High school graduate
 - 3 Some college or an associates or technical degree
 - 4 Bachelors degree
 - 5 Graduate degree
 - 6 Refused

66. So that we can group all answers, what is your total annual household income? Is it....?
(READ LIST)
- 1 UNDER \$25,000
 - 2 Between \$25,000 and \$50,000
 - 3 Between \$50,000 and \$100,000
 - 4 \$100,000 or MORE
 - 5 Refused (DO NOT READ)
67. What is your zip code?
- 1 SPECIFY: _____
 - 2 Don't Know/Refused (DO NOT READ)
68. Would you be interested in receiving a monthly or quarterly e-newsletter from WILMAPCO?
- 1 Yes
 - 2 No
 - 3 Don't know/Refused
69. [IF Q68=1 ASK]
May I have your email address (so WILMAPCO can provide you with information)?
(RECORD RESPONSE)
- 1 SPECIFY: _____
 - 2 No/Don't Know/Refused
70. Would like to receive text message updates from WILMAPCO?
- 1 Yes
 - 2 No
 - 3 Don't know/Refused
71. [IF Q70=1 ASK]
May I have your cell phone number (so WILMAPCO can provide you with information)?
(RECORD RESPONSE)
- 1 SPECIFY: _____
 - 2 No/Don't Know/Refused
72. Was this person male or female? (RECORDED BY INTERVIEW)
- 1 Male
 - 2 Female

We greatly appreciate you taking the time to take this survey. If you would like to learn more about WILMAPCO, you can visit wilmapco.org ["WILL MAP COE DOT ORG"]. Have a great evening.

Spanish Version

Hola, soy _____ llamando en nombre de WILMAPCO, el Consejo de Planificación Urbana del Área de Wilmington. WILMAPCO es la agencia pública responsable de planificar proyectos de carreteras, trenes, para bicicletas y peatones en los condados New Castle en Delaware y Cecil en Maryland. La razón de mi llamada es averiguar qué tipos de mejoras en el transporte son importantes para usted. ¿Puedo tomar un poco de su tiempo para hacerle algunas preguntas?
[Nota para los entrevistadores, pronuncie "WILMAPCO" como "wil map co"]

1. ¿Es usted residente del condado de Cecil/Condado de New Castle?
 - 1 Sí (CONTINUAR)
 - 2 No (SUSPENDER LA ENCUESTA)
 - 3 No sabe/Se negó a contestar (NO LEERLA) (SUSPENDER LA ENCUESTA)
2. ¿Es usted hispano(a) o latino(a)?
 - 1 Sí - Realice la encuesta en español para hispanohablantes.
 - 2 No
 - 3 Se negó a contestar (NO LEERLA)
3. ¿De cuál de las siguientes razas se considera?
[RESPUESTA MÚLTIPLE. PREGUNTE MÁS] ¿Alguna otra?
 - 1 Indio norteamericano o nativo de Alaska
 - 2 Nativo de Asia u Oceanía
 - 3 Negro/Afroamericano
 - 4 Blanco/Caucásico
 - 5 Otra
 - 6 Se negó a contestar (NO LEERLA)
4. El sistema de transporte general incluye carreteras, autobuses, trenes, aceras e instalaciones para bicicletas. ¿Qué tan bien cree que el sistema de transporte en general satisface sus necesidades para trasladarse? ¿Diría que muy bien, más o menos bien, no muy bien o nada bien?
 - 4 Muy bien
 - 3 Más o menos bien
 - 2 No muy bien
 - 1 Nada bien
 - 5 No sabe/se negó a contestar (NO LEERLA)
5. ¿Qué tan bien cree que el sistema de transporte público satisface las necesidades de los residentes que quieren usar el tren como medio de transporte? Diría que...
 - 4 Muy bien
 - 3 Más o menos bien
 - 2 No muy bien
 - 1 Nada bien
 - 5 No sabe/se negó a contestar (NO LEERLA)

6. ¿Qué tan bien cree que el sistema de transporte público satisface las necesidades de los residentes que quieren usar los autobuses? Diría que...
- 4 Muy bien
 - 3 Más o menos bien
 - 2 No muy bien
 - 1 Nada bien
 - 5 No sabe/se negó a contestar (NO LEERLA)
7. ¿Qué tan bien cree que el sistema de transporte satisface las necesidades de los residentes que quieren caminar? Esto incluiría cosas como aceras y cruces peatonales.
- 4 Muy bien
 - 3 Más o menos bien
 - 2 No muy bien
 - 1 Nada bien
 - 5 No sabe/se negó a contestar (NO LEERLA)
8. ¿Qué tan bien cree que el sistema de transporte público satisface las necesidades de los residentes que les gusta andar en bicicleta? Esto incluiría cosas como carriles para bicicletas y estacionamiento para bicicletas.
- 4 Muy bien
 - 3 Más o menos bien
 - 2 No muy bien
 - 1 Nada bien
 - 5 No sabe/se negó a contestar (NO LEERLA)
9. ¿Cuál cree que es el mayor problema de transporte que enfrenta el condado de Cecil/Condado de New Castle en la actualidad? (ANOTE UNA RESPUESTA - NO LEA LA LISTA)
- 1 ESPECIFIQUE: _____
 - 2 No sé/se negó a contestar
 - 3 Ninguno, realmente no hay ningún problema de transporte (NO LEER)
10. En su opinión, ¿cuál de las siguientes es la mejor solución a largo plazo para reducir el congestionamiento vial? Diría que... [ANOTE UNA RESPUESTA ÚNICAMENTE]
[NO LAS DIGA EN ORDEN]
- 1 Construcción de nuevas carreteras,
 - 2 Mejorar la sincronización de los semáforos u otra mejora tecnológica,
 - 3 Mejorar el transporte público,
 - 4 Fomentar el uso compartido del automóvil, caminar o andar en bicicleta,
 - 5 Crear comunidades donde las personas no tengan que conducir tanto,
 - 6 No sabe/se negó a contestar (NO LEERLA)
11. ¿Con qué frecuencia utiliza los siguientes medios de transporte? ¿Con qué frecuencia maneja solo(a) en un vehículo de motor? Diría que...
- 1 Nunca

- 2 Menos de una vez al mes
- 3 Unas cuantas veces al mes
- 4 Unas cuantas veces a la semana
- 5 4 o más veces a la semana
- 6 No sabe/se negó a contestar (NO LEERLA)

12. ¿Y con qué frecuencia conduce con otras personas que no son de su hogar, en viajes compartidos (carpool o vanpool)? Diría que...

- 1 Nunca
- 2 Menos de una vez al mes
- 3 Unas cuantas veces al mes
- 4 Unas cuantas veces a la semana
- 5 4 o más veces a la semana
- 6 No sabe/se negó a contestar (NO LEERLA)

13. ¿Toma un taxi o viaje compartido como Uber o Lyft? Diría que...

- 1 Nunca
- 2 Menos de una vez al mes
- 3 Unas cuantas veces al mes
- 4 Unas cuantas veces a la semana
- 5 4 o más veces a la semana
- 6 No sabe/se negó a contestar (NO LEERLA)

14. ¿Y transporte público, como autobuses y trenes? Diría que...

- 1 Nunca
- 2 Menos de una vez al mes
- 3 Unas cuantas veces al mes
- 4 Unas cuantas veces a la semana
- 5 4 o más veces a la semana
- 6 No sabe/se negó a contestar (NO LEERLA)

15. ¿Y el servicio puerta a puerta para personas con una discapacidad física o cognitiva?

- 1 Nunca
- 2 Menos de una vez al mes
- 3 Unas cuantas veces al mes
- 4 Unas cuantas veces a la semana
- 5 4 o más veces a la semana
- 6 No sabe/se negó a contestar (NO LEERLA)

16. ¿Bicicleta?

- 1 Nunca
- 2 Menos de una vez al mes
- 3 Unas cuantas veces al mes
- 4 Unas cuantas veces a la semana
- 5 4 o más veces a la semana

- 6 No sabe/se negó a contestar (NO LEERLA)
17. ¿Se va a pie?
- 1 Nunca
 - 2 Menos de una vez al mes
 - 3 Unas cuantas veces al mes
 - 4 Unas cuantas veces a la semana
 - 5 4 o más veces a la semana
 - 6 No sabe/se negó a contestar (NO LEERLA)
18. [PREGUNTE LA P18 y P19 si P17=1 o 2]
Usted indicó que camina menos de una vez al mes. ¿Podría decirme si tiene algún problema de salud o de movilidad que le impida caminar?
- 1 Sí (IR A P22)
 - 2 No
 - 3 No sabe/se negó a contestar (NO LEERLA)
19. ¿Cuáles son las principales razones por las que no camina?
- 1 ESPECIFIQUE: _____
 - 2 No sabe/se negó a contestar (NO LEERLA)
20. [PREGUNTE P20 y P21 si P16=1 o 2]
Usted indicó que anda en bicicleta menos de una vez al mes. ¿Podría decirme si tiene algún problema de salud o de movilidad que le impida andar en bicicleta?
- 1 Sí (IR A P0)
 - 2 No
 - 3 No sabe/se negó a contestar (NO LEERLA)
21. ¿Cuáles son las principales razones por las que no anda en bicicleta?
- 1 ESPECIFIQUE: _____
 - 2 No sabe/se negó a contestar (NO LEERLA)
22. Nos gustaría saber con qué frecuencia no puede participar en actividades debido a problemas con acceso a transporte. ¿La falta de transporte le ha impedido alguna vez llegar a alguno de los siguientes lugares?
- 1 Su trabajo o trabajo deseado (sí/no)
 - 2 Lugar para comprar comida saludable y a precio razonable (sí/no)
 - 3 Atención médica de rutina (sí/no)
 - 4 Actividades sociales (sí/no)
 - 5 No sabe/se negó a contestar (NO LEERLA)
23. Le voy a leer una lista de cinco tipos de mejoras de transporte. Dígame a cuáles DOS cree que se les debe dar la mayor prioridad para financiamiento. Esta es la lista ... (LEA LA LISTA SIGUIENTE) (ANOTE DOS RESPUESTAS) [NO LAS LEA EN ORDEN]

- 1 Mantener y reparar el sistema de transporte existente,
 - 2 Construir más carreteras y autopistas,
 - 3 Brindar más opciones de transporte público, para trasladarse a pie o en bicicleta,
 - 4 Aumentar la seguridad
 - 5 Usar más tecnología para mejorar el sistema de transporte [NOTA PARA EL ENTREVISTADOR: SI PREGUNTAN: "cosas como coordinar señales de tráfico, letreros informativos electrónicos, señales de límite de velocidad variable, distribuir datos de tráfico en tiempo real en sitios web, redes sociales, aplicaciones móviles y estaciones de medios locales"]
 - 6 Otra (NO LEERLA) (ANÓTELA: _____)
 - 7 No sabe/se negó a contestar (NO LEERLA)
- 24.** Siempre hay más proyectos de transporte que dinero para pagarlos. Dígame si apoya o no estos métodos de financiación para ayudar a cerrar la brecha.
- ¿Qué tal aumentar el peaje? [LEA ESTO SOLO SI ES NECESARIO:] ¿Apoya o no apoya la recaudación de más dinero para proyectos de transporte de esta manera?
- 1 Apoya
 - 2 No apoya
 - 3 No sabe/se negó a contestar (NO LEERLA)
- 25.** [PARA P25 A P0, LEA LA ESCALA O PREGUNTE SI APOYAN O SE OPONEN, SÓLO SI ES NECESARIO] ¿Qué tal aumentar los impuestos del combustible para vehículos? (¿Lo apoya o no la apoya?)
- 1 Apoya
 - 2 No apoya
 - 3 No sabe/se negó a contestar (NO LEERLA)
- 26.** ¿Qué tal reemplazar un impuesto sobre el combustible con un impuesto sobre las millas recorridas en vehículos, lo que significaría que aquellos que viajan más pagarían más?
- 1 Apoya
 - 2 No apoya
 - 3 No sabe/se negó a contestar (NO LEERLA)
- 27.** ¿Qué tal aumentar el costo de la placa y el registro vehicular?
- 1 Apoya
 - 2 No apoya
 - 3 No sabe/se negó a contestar (NO LEERLA)
- 28.** ¿Qué tal un costo adicional para la placa y el registro de vehículos ineficientes?
- 1 Apoya
 - 2 No apoya
 - 3 No sabe/se negó a contestar (NO LEERLA)
- 29.** ¿Qué tal crear nuevas cuotas pagadas por las urbanizadoras o aquellos que se benefician de las mejoras en el transporte?

- 1 Apoya
 - 2 No apoya
 - 3 No sabe/se negó a contestar (NO LEERLA)
- 30.** ¿Qué tal retrasar o eliminar algunos proyectos para ahorrar dinero?
- 1 Apoya
 - 2 No apoya
 - 3 No sabe/se negó a contestar (NO LEERLA)
- 31.** ¿Qué tal aumentar el precio del pasaje de transporte público?
- 1 Apoya
 - 2 No apoya
 - 3 No sabe/se negó a contestar (NO LEERLA)
- 32.** ¿Hay otras cosas que el estado debería hacer para cerrar la brecha de financiamiento para el transporte? (ANOTE TODAS LAS RESPUESTAS)
- 1 ESPECIFIQUE: _____
 - 2 Ninguna (NO LEER)
 - 3 No sabe/se negó a contestar (NO LEERLA)
- 33.** Ahora le voy a leer la lista de problemas. Para cada uno, por favor dígame si cree que es indispensable, importante, algo importante o no muy importante abordar cada uno de los siguientes. ¿Qué tal..
- Reducir el congestionamiento vial? [LEA ESTO SOLO SI ES NECESARIO: ¿Cree que es indispensable, importante, algo importante o no muy importante que WILMAPCO aborde este problema?]
- 1 Indispensable
 - 2 Importante
 - 3 Algo importante
 - 4 No muy importante
 - 5 No sabe/no está seguro/se negó a contestar (NO LEERLA)
- 34.** Mejorar el servicio de autobús y tren (¿Es...?)
- 1 Indispensable
 - 2 Importante
 - 3 Algo importante
 - 4 No muy importante
 - 5 No sabe/no está seguro/se negó a contestar (NO LEERLA)
- 35.** Revitalizar comunidades y centros urbanos existentes (¿Es...?)
- 1 Indispensable
 - 2 Importante
 - 3 Algo importante
 - 4 No muy importante
 - 5 No sabe/no está seguro/se negó a contestar (NO LEERLA)

- 36.** Mejorar las instalaciones para andar en bicicleta y caminar (¿Es...?)
- 1 Indispensable
 - 2 Importante
 - 3 Algo importante
 - 4 No muy importante
 - 5 No sabe/no está seguro/se negó a contestar (NO LEERLA)
- 37.** Preservar espacios abiertos y tierras de cultivo (¿Es...?)
- 1 Indispensable
 - 2 Importante
 - 3 Algo importante
 - 4 No muy importante
 - 5 No sabe/no está seguro/se negó a contestar (NO LEERLA)
- 38.** Planificar para los efectos del aumento del nivel del mar en la infraestructura de transporte (¿Es...?)
- 1 Indispensable
 - 2 Importante
 - 3 Algo importante
 - 4 No muy importante
 - 5 No sabe/no está seguro/se negó a contestar (NO LEERLA)
- 39.** Desarrollar infraestructura para los vehículos automatizados y autónomos (¿Es...?)
- 1 Indispensable
 - 2 Importante
 - 3 Algo importante
 - 4 No muy importante
 - 5 No sabe/no está seguro/se negó a contestar (NO LEERLA)
- 40.** Desarrollar o respaldar infraestructura para vehículos de combustibles alternativos poco contaminantes o no contaminantes, como estaciones de carga para vehículos eléctricos? (¿Es...?)
- 1 Indispensable
 - 2 Importante
 - 3 Algo importante
 - 4 No muy importante
 - 5 No sabe/no está seguro/se negó a contestar (NO LEERLA)
- 41.** Asegurar que todos tengan acceso a transporte público, especialmente aquellos que no pueden conducir o no tienen automóvil. (¿Es...?)
- 1 Indispensable
 - 2 Importante
 - 3 Algo importante
 - 4 No muy importante
 - 5 No sabe/no está seguro/se negó a contestar (NO LEERLA)

42. Conectar vecindarios entre sí y con destinos cercanos (¿Es...?)
- 1 Indispensable
 - 2 Importante
 - 3 Algo importante
 - 4 No muy importante
 - 5 No sabe/no está seguro/se negó a contestar (NO LEERLA)
43. ¿Considera que siempre, a veces o nunca es apropiado mezclar oficinas y locales comerciales con desarrollo residencial?
- 1 Siempre es apropiado
 - 2 A veces es apropiado
 - 3 Nunca es apropiado
 - 4 No sabe/no está seguro/se negó a contestar (NO LEERLA)
44. Dígame si está de acuerdo o en desacuerdo con las siguientes afirmaciones.
“Los proyectos de desarrollo y transporte deben concentrarse en áreas con mayor población y empleo, y los proyectos en áreas rurales deben limitarse al mantenimiento de los sistemas existentes y al mejoramiento de la seguridad” (¿Está de acuerdo o en desacuerdo?)
- 2 De acuerdo
 - 1 En desacuerdo, o
 - 3 No sabe/no está seguro/se negó a contestar (NO LEERLA)
45. Se deberían dedicar más fondos al transporte público y a las mejoras para peatones y ciclistas. Diría que está...
- 2 De acuerdo
 - 1 En desacuerdo
 - 3 No sabe/se negó a contestar (NO LEERLA)
46. ¿Ha oído hablar de la Colaboración para la Calidad del Aire en Delaware?
- 1 Sí
 - 2 No
 - 3 No sabe/se negó a contestar (NO LEERLA)
47. ¿Qué estaría dispuesto(a) a hacer para mejorar la calidad del aire en nuestra región?
- 1 ESPECIFIQUE: _____
 - 2 Nada (NO LEER)
 - 3 No sabe/se negó a contestar (NO LEERLA)
48. Como dije al principio, esta encuesta la está llevando a cabo WILMAPCO, el Consejo de Planificación Urbana del Área de Wilmington. ¿Conoce esta organización?
- 1 Sí
 - 2 No
 - 3 No sabe/se negó a contestar (NO LEERLA)

49. Dígame si está de acuerdo o en desacuerdo con las siguientes afirmaciones.
(Qué tal esta:) "Sé cómo se seleccionan los proyectos de transporte."
(¿Está de acuerdo o en desacuerdo?)
- 1 De acuerdo
 - 2 En desacuerdo
 - 3 No sabe/se negó a contestar (NO LEERLA)
50. (Qué tal esta:) "Estoy familiarizado con el plan de transporte regional a largo plazo."?
- 1 De acuerdo
 - 2 En desacuerdo
 - 3 No sabe/se negó a contestar (NO LEERLA)
51. (Qué tal esta:) "Estoy familiarizado con el Programa de mejora del transporte o TIP?"
- 1 De acuerdo
 - 2 En desacuerdo
 - 3 No sabe/se negó a contestar (NO LEERLA)
52. Y finalmente, "la planificación del transporte está bien hecha en el condado de Cecil/Condado de New Castle" [NOTA DE ANÁLISIS: CORRELACIONE ESTO CON OTRAS RESPUESTAS]
- 1 De acuerdo
 - 2 En desacuerdo
 - 3 No sabe/se negó a contestar (NO LEERLA)
53. ¿Por qué estuvo de acuerdo/en desacuerdo con esa afirmación?
- 1 ESPECIFIQUE: _____
 - 2 No sabe/se negó a contestar (NO LEERLA)
54. WILMAPCO busca comentarios de los residentes al crear planes y diseñar proyectos de transporte. Por favor, dígame si cree que los siguientes métodos de divulgación son formas eficaces de interactuar con usted.
- ¿Qué tal las redes sociales como Facebook, Instagram o Twitter?
[LEA ESTO SOLO SI ES NECESARIO:] (¿Diría que el método...?)
- 1 Es eficaz
 - 2 No es eficaz
 - 3 No sabe/se negó a contestar (NO LEERLA)
55. ¿Qué tal las comunicaciones directas con el personal por correo electrónico o por teléfono? (¿Diría que el método...?)
- 1 Es eficaz
 - 2 No es eficaz
 - 3 No sabe/se negó a contestar (NO LEERLA)

- 56.** ¿Qué tal las comunicaciones directas a través de mensajes de texto? (¿Diría que el método...?)
- 1 Es eficaz
 - 2 No es eficaz
 - 3 No sabe/se negó a contestar (NO LEERLA)
- 57.** ¿Y las reuniones públicas? (¿Diría que el método...?)
- 1 Es eficaz
 - 2 No es eficaz
 - 3 No sabe/se negó a contestar (NO LEERLA)
- 58.** ¿Qué tal las reuniones públicas virtuales o basadas en la web? (¿Diría que el método...?)
- 1 Es eficaz
 - 2 No es eficaz
 - 3 No sabe/se niega a contestar (NO LEERLA)
- 59.** ¿Y las encuestas en línea? (¿Diría que el método...?)
- 1 Es eficaz
 - 2 No es eficaz
 - 3 No sabe/se negó a contestar (NO LEERLA)
- 60.** Las encuestas enviadas por correo o por teléfono? (¿Diría que el método...?)
- 1 Es eficaz
 - 2 No es eficaz
 - 3 No sabe/se negó a contestar (NO LEERLA)
- 61.** ¿Existen otras formas en las que WILMAPCO debería interactuar con usted?
- 1 ESPECIFIQUE: _____
 - 2 No sabe/se negó a contestar (NO LEERLA)
- 62.** Finalmente, me gustaría hacerle algunas preguntas para fines de clasificación.
¿En qué categoría de edad está? (LEA LA LISTA)
- 1 18-24
 - 2 25-34
 - 3 35-44
 - 4 45-54
 - 5 55-64
 - 6 65+
 - 7 SE NEGÓ A CONTESTAR (NO LEER)
- 63.** ¿Cuántos automóviles u otros vehículos de pasajeros como SUV o camionetas pickup tienen en su hogar? (NO LEA LA LISTA)
- 1 Uno
 - 2 Dos
 - 3 Tres

- 4 Cuatro
 - 5 Cinco
 - 6 Seis o más
 - 7 SE NEGÓ A CONTESTAR
- 64.** ¿Actualmente trabaja?
- 1 Sí, trabaja
 - 2 No trabaja
 - 3 No, jubilado
 - 4 No sé/se negó a contestar
- 65.** ¿Cuál es el nivel más alto de educación que completó? (LEA LA LISTA SEGÚN SEA NECESARIO)
- 1 No terminó la escuela secundaria/preparatoria
 - 2 Se graduó de secundaria/preparatoria
 - 3 Algo de universidad o un título técnico o asociado (de 2 años)
 - 4 Licenciatura
 - 5 Posgrado
 - 6 Se negó a contestar
- 66.** Para poder agrupar todas las respuestas, ¿cuál es su ingreso familiar anual total? ¿Es...? (LEA LA LISTA)
- 1 Menos de \$25,000
 - 2 Entre \$25,000 y \$50,000
 - 3 Entre \$50,000 y \$100,000
 - 4 \$100,000 o MÁS
 - 5 Se negó a contestar (NO LEERLA)
- 67.** ¿Cuál es su código postal?
- 1 ESPECIFIQUE: _____
 - 2 No sabe/se negó a contestar (NO LEERLA)
- 68.** ¿Le interesaría recibir un boletín electrónico mensual o trimestral de WILMAPCO?
- 1 Sí
 - 2 No
 - 3 No sé/se negó a contestar
- 69.** [SI P68 = 1 PREGUNTE] ¿Puede darme su dirección de correo electrónico (para que WILMAPCO pueda proporcionarle información)? (ANOTE LA RESPUESTA)
- 1 ESPECIFIQUE: _____
 - 2 No/No sé/se negó a contestar
- 70.** ¿Le gustaría recibir actualizaciones por mensaje de texto de WILMAPCO?
- 1 Sí

- 2 No
- 3 No sé/se negó a contestar

71. [SI P70 = 1 PREGUNTE] ¿Puede darme su dirección de correo electrónico (para que WILMAPCO pueda proporcionarle información)?
(ANOTE LA RESPUESTA)

- 1 ESPECIFIQUE: _____
- 2 No/No sé/se negó a contestar

72. ¿Esta persona es hombre o mujer? (INDICADO POR LA ENTREVISTA)

- 1 Hombre
- 2 Mujer

Muchas gracias por su tiempo. Si desea obtener más información sobre WILMAPCO, puede visitar wilmapco.org ["WIL MAP CO PUNTO ORG"]. ¡Que tenga un buen día/buenas noches!