

A photograph of a family walking away from the camera on a paved sidewalk. The family consists of an adult and two children. To the left of the sidewalk is a street with parked cars and trees. To the right is a brick building with a blue door and a bench. The scene is bright and sunny.

the National Center for Bicycling & Walking

presents

The Walkable Community Workshop series

Instructors:

Peter Lagerwey & Deb Spicer



Where is this?



You
Choose





You Choose





Before



After

Which Street Has A Speeding Problem?



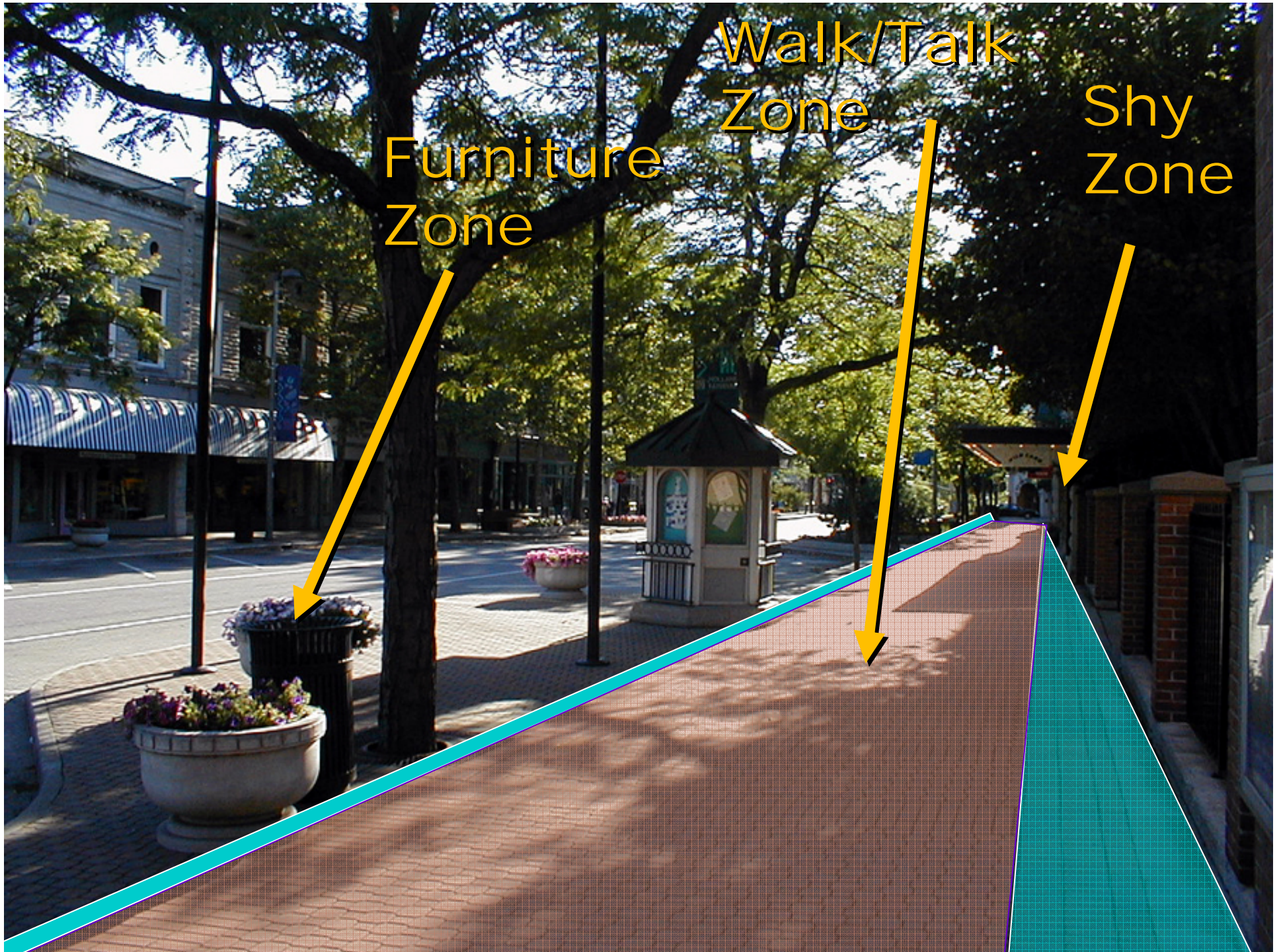
Relationships are Everything

The Building

The Street

The Sidewalk





Three Operative Principles of Urban Development

I. Buildings Define Streets



II. Small Lot Sizes



III. Mid-block Alleys, Connectors & Courtyards



Focus on low cost, easy to implement solutions



OBJECTIVES

- Create a Vision of a Walkable Community
- To Generate Commitment
- To Develop a Plan of Action



Workshop: Three Step Process






I. Presentation



Elements of Livability



Walkable & Bikeable Community



II. Walkabout





III. Plan of Action





People Power



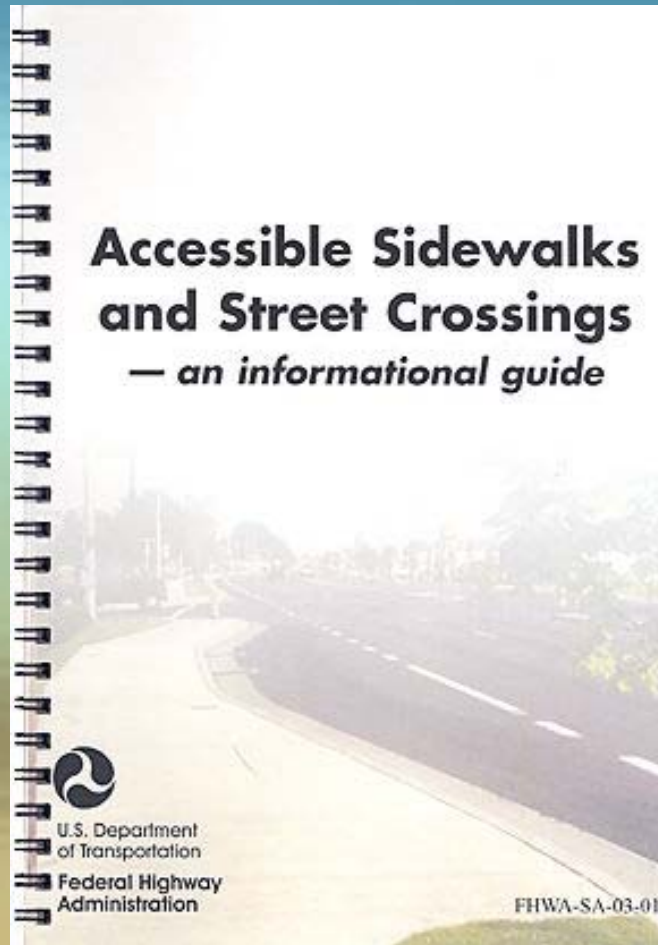




Seattle

Atlanta





More info from:

USDOT/FHWA

http://safety.fhwa.dot.gov/programs/ped_bike.htm

NCBW

<http://bikewalk.org/reports/ada.pdf>

Pedestrian & Streetscape Guide --
Georgia DOT

http://www.walkable.org/download/Georgia_ped_streetscape_guide.pdf

Web Sites

- Walk to School Day: www.walktoschool-usa.org
- Nat'l Center for Bicycling and Walking:
www.bikewalk.org
- Active Living by Design:
www.activelivingbydesign.org
- NYS Physical Activity Coalition:
www.beactivenys.org
- America Walks: www.americawalks.org