

Wilmington Area Planning Council

WILMAPCO

Public Opinion Survey

Summary of Results

August 2006

Prepared by:



Table of Contents

Summary of Results	1
Background	1
Resident Perceptions About Transportation.....	1
Transportation Planning.....	3
Preferences for Growth and Development	5
Use of Public Transit	5
Use and Safety of Pedestrian and Bicycle Transportation Facilities	6
Air Quality	7
Familiarity with WILMAPCO	7
Appendix A: Responses to Survey Questions	8
Appendix B: Verbatim Responses to Open-ended Questions.....	40
Appendix C: Survey Methodology.....	52
Appendix D: Interview Script	56

Summary of Results

Background

A phone survey was conducted of a random sample of 600 residents of New Castle County, Delaware and Cecil County, Maryland, for which WILMAPCO is the Metropolitan Planning Organization. The purpose of the survey was to gauge the public's priorities and thoughts regarding transportation, the results of which will be used in updating the long-range transportation plan. The interview script was developed by DMJM Harris (a transportation and infrastructure company) in conjunction with the staff and board of WILMAPCO. The script was pilot tested and revised before being fully fielded by Aspen Media Research, a survey call center. Interview responses were imported into an SPSS dataset for analysis by National Research Center, Inc. More information about the survey methodology can be found in *Appendix C: Survey Methodology*, while a copy of the survey itself can be found in *Appendix D: Interview Script*. Tables of survey results can be found in *Appendix A: Responses to Survey Questions*. A brief summary of the results is presented below.

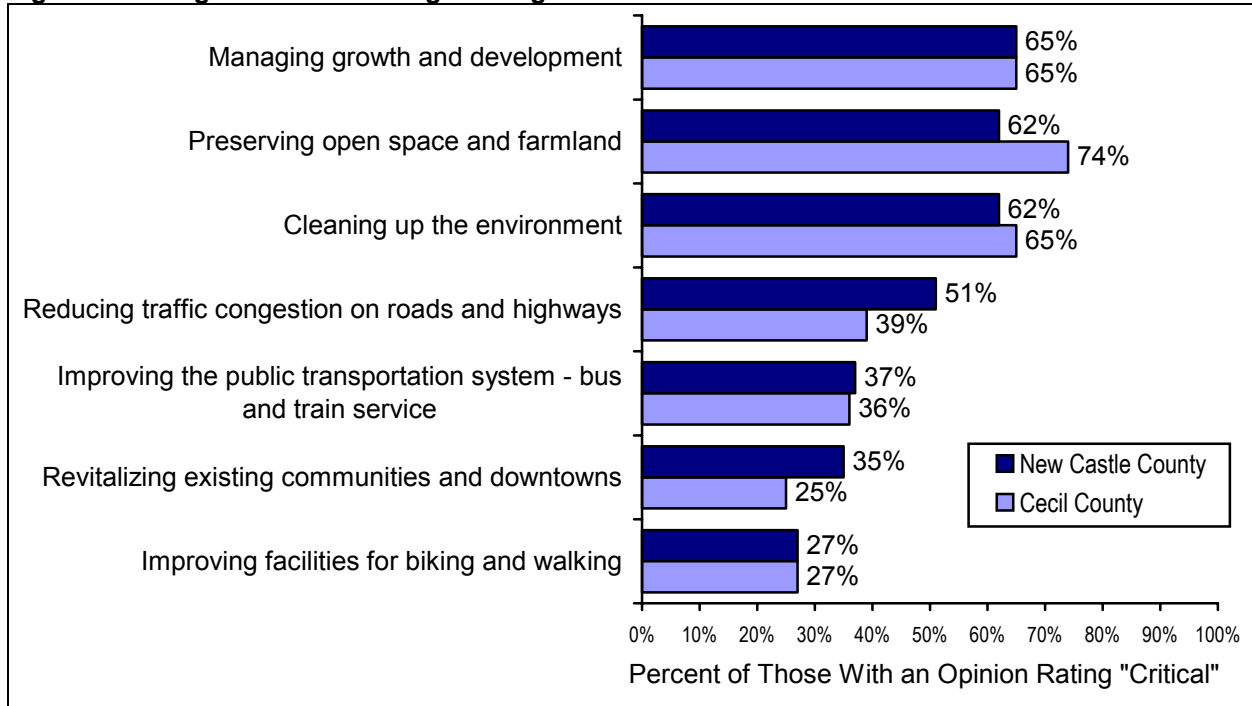
Resident Perceptions About Transportation

When asked what they thought was the most critical issue facing the region in the next 5 to 10 years, transportation was the issue most frequently mentioned by survey respondents (31%, see Table 1 in *Appendix A: Responses to Survey Questions*). This was followed by "growth/development" (23%) and "the economy" (8%). In New Castle County, as for the overall sample, transportation was the most frequently cited concern (33%). However, among Cecil County residents, "growth/development" was the most frequently cited concern (32%), followed by transportation (20%) as the second most frequently mentioned issue. These responses indicate that transportation is a major concern to respondents, who gave their answer in their own words; response options were not read by the interviewer.

When asked what the biggest transportation problem facing the County was, "congestion" was by far the most frequently mentioned concern among those who named an issue (50%, see Table 8). The next most frequently mentioned issues were limited public transportation (18%) and the condition of roads (9%). Cecil County residents were somewhat more likely to mention the lack of transit (26%) than were those in New Castle County (17%).

A series of seven items were read to respondents, who rated each as either a “critical,” “important” or “not very important” issue. The seven items and the proportion of respondents residing in each County rating the issue as “critical” are shown in Figure 1 below (see also Table 22). While New Castle residents may have more frequently named transportation as the most important issue facing their region, growth and environmental issues received the highest proportion of “critical” ratings in both counties. The transportation issues of congestion and mass transit were the items receiving the next highest proportion of critical ratings (over 35% in both counties), with just over half (51%) of those in New Castle County perceiving traffic congestion as a “critical” issue compared to about 4 in 10 (41%) of those in Cecil County.

Figure 1: Ratings of Issues Facing the Region



All respondents were asked how serious they would say the problem of traffic congestion is in their area; overall, about 41% felt it was “very serious,” but this proportion was much higher in New Castle County (44%) than in Cecil County (18%, see Table 10). Nearly half (45%) of respondents living in New Castle County said they find themselves in traffic congestion “most of the time” they travel to work, while 29% of Cecil County respondents reported they did so (see Table 12).

About one in 5 respondents felt that the transportation system was meeting their travel needs “very well,” and nearly half felt the transportation system was meeting their travel needs “somewhat well” (see Table 2). However, a third felt their travel needs were being met “not too well” or “not at all,” in Cecil County, 16% felt their travel needs were not being met at all, compared to 9% of those in New Castle County. Over half (57%) of those in New Castle County and over two-thirds of those in Cecil County (69%) felt they had “very few” travel options to choose from (see Table 4). The options that respondents reported they would most like to have that they currently did not were bus (38%) and train (28%, see Table 7).

Transportation Planning

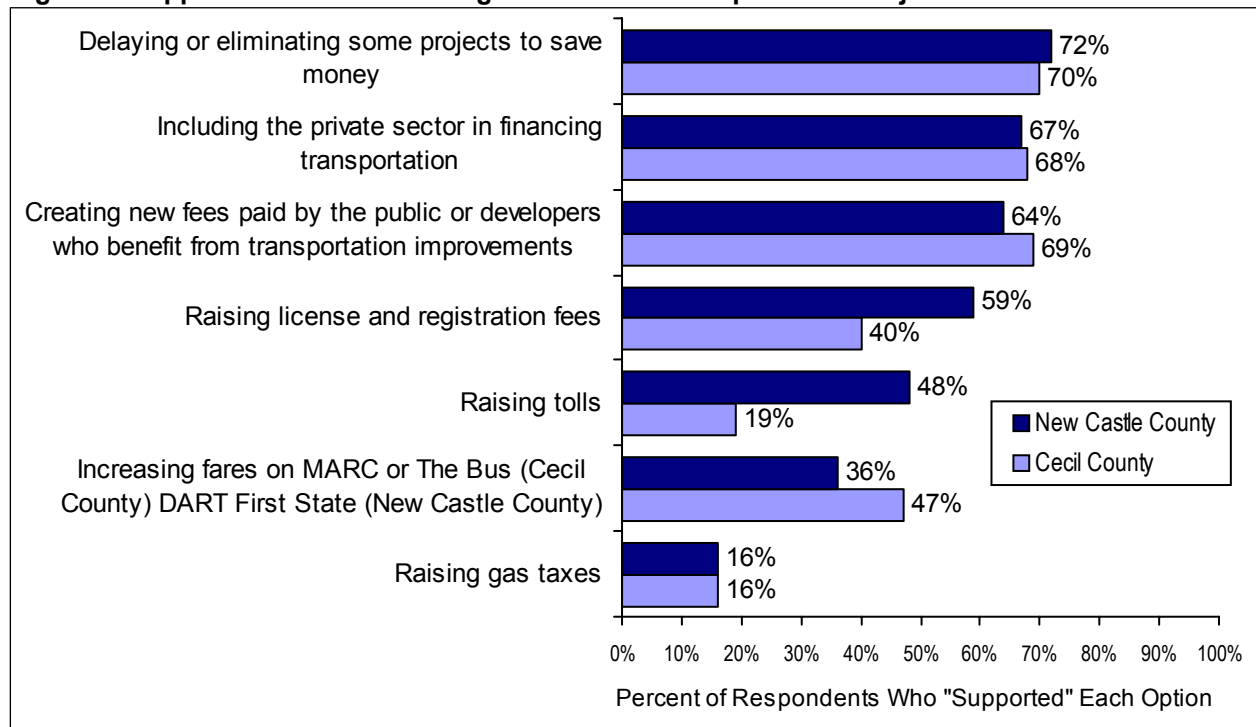
Overall, respondents felt that there has not been enough planning between development and transportation (79%, see Table 20), with those in New Castle County somewhat more likely to have felt this way (80%) than those in Cecil County (73%).

When presented with three statements about the transportation system in their county, over half of those surveyed (60%) felt that the system “needs some major changes and investments,” with a greater proportion in New Castle County (61%) who felt this way than in Cecil County (54%, see Table 24). Respondents prioritized improving existing transportation facilities (61%) over constructing new transportation facilities in developing areas (39%, see Table 26).

Generally, respondents believed that the most common cause of traffic crashes was poor driving (49%) or speeding (26%, see Table 30). About 3 in 20 (14%) felt that congestion was the most common cause of traffic crashes, while only 1 in 20 believed that poor design or poor condition of roads was the most common cause of traffic crashes.

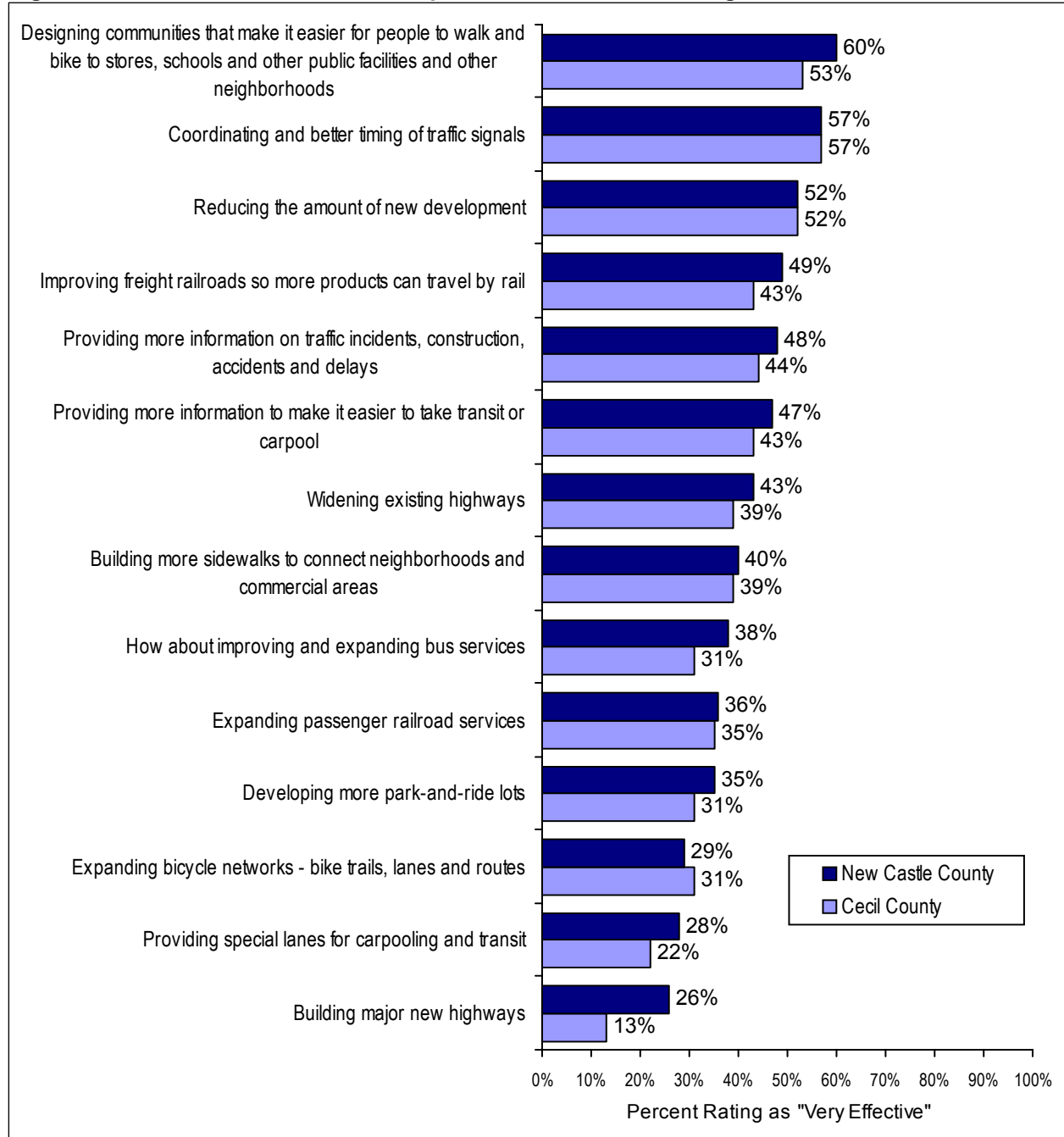
Those participating in the WILMAPCO Public Opinion Survey were asked whether they supported various ways to close the gap between the funds available and the funds needed to pay for transportation projects. Over two-thirds supported delaying or eliminating some projects to save money and including the private sector in financing transportation (see Figure 2). Support was nearly as strong for new fees to be paid by the public or developers who benefit from transportation improvements. A greater proportion of New Castle County respondents supported raising license and registration fees or raising tolls than did Cecil County respondents, but these options were supported by less than half of respondents even in New Castle County. Increasing transit fares garnered more support among Cecil County respondents than New Castle County respondents, but even in Cecil County less than half supported such an option. Very few respondents (16%) supported raising gas taxes.

Figure 2. Support for Various Funding Methods for Transportation Projects



When asked to rate how effective they felt various potential transportation improvements would be to reduce traffic congestion, land use planning and traffic signal timing were the items perceived to have the most impact. Over half (57%) of respondents believed that coordination and better timing of traffic signals would be “very effective” in reducing congestion (see Figure 3). Just over half (53%) of Cecil County respondents and 60% of New Castle County respondents believed that designing communities to make it easier to bike and walk would be “very effective” in reducing congestion. A slight majority (52%) of respondents from both counties thought reducing the amount of new development would be “very effective” in reducing congestion. The proportion of respondents rating each presented option as “very effective” is shown below and in Table 36 in *Appendix A: Responses to Survey Questions*.

Figure 3: Perceived Effectiveness of Improvements to Reduce Congestion



Preferences for Growth and Development

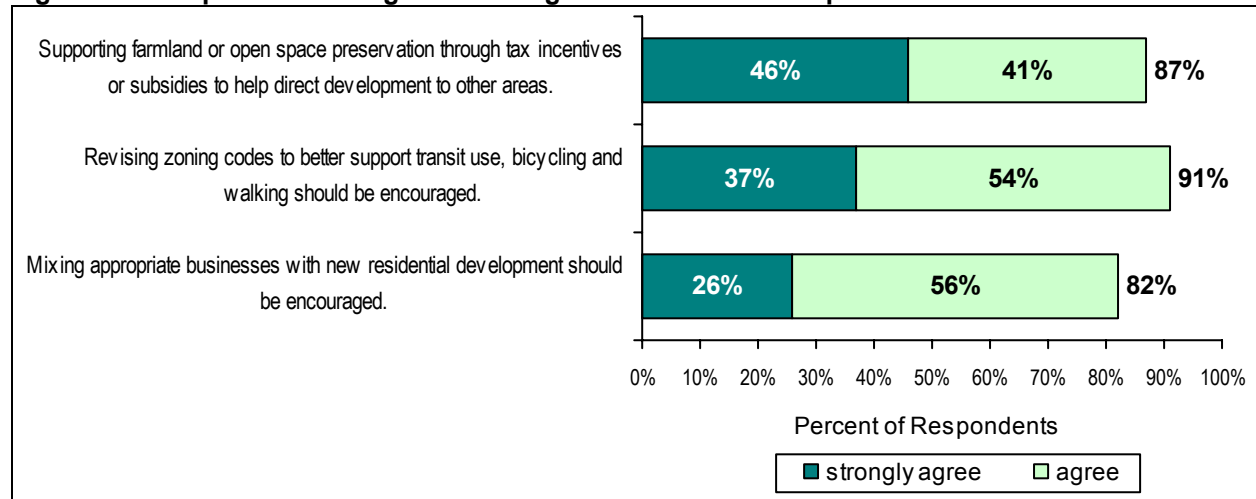
A majority (57%) of respondents agreed that they did not “want any new development” while 43% said they “accept development because it improves the economy” (see Table 40).

When asked in what type of setting they would most prefer to live, two-thirds of Cecil County respondents preferred a rural environment, while 27% of New Castle County respondents chose such a setting (see Table 42). Most New Castle County respondents (55%) preferred a suburban environment, while one in 4 Cecil County respondents preferred to live in a suburban area. About one in 10 (9%) of Cecil County respondents and about two in 10 (18%) New Castle County respondents preferred an urban setting.

Survey respondents preferred that new development be concentrated in certain areas, like existing towns and villages or designated growth areas (77%) rather than where developers and landowners choose (23%, see Table 44).

Three potential strategies to manage growth and development were read to those participating in the WILMAPCO Public Opinion Survey. Over 80% agreed or strongly agreed with each statement (see Figure 4). Nearly half (46%) strongly agreed that farmland and open space preservation should be supported through tax incentives or subsidies. Just over a third (37%) “strongly” agreed that zoning codes should be revised to better support alternative modes, while just over a quarter (26%) strongly agreed that mixed use development should be encouraged. Few differences were seen by County, although a greater proportion of those in Cecil County (55%) than in New Castle County (45%) “strongly” agreed that farmland and open space preservation should be encouraged, and a greater proportion of those in Cecil County (26%) than in New Castle County (17%) opposed mixed use development (see Table 46).

Figure 4. Perception of Strategies to Manage Growth and Development



Use of Public Transit

Nearly three-quarters (73%) of Cecil County respondents and nearly half (48%) of New Castle County respondents had not used any form of transit in the past year (see Table 16). The most commonly used public transportation options were AMTRAK and DART buses (24% of all respondents; 25% of New Castle County and 13% of Cecil County respondents had used

AMTRAK, while 27% of New Castle County and 5% of Cecil County respondents had used the DART buses). SEPTA trains had been used by 17% of all respondents (20% of New Castle County and 5% of Cecil County respondents). Other forms of transit had been used by 3% or fewer of respondents, although in Cecil County, 7% had used the MARC.

For New Castle County respondents, public transit had been used most often to go to work (41%), followed by recreation/entertainment (23%, see Table 18). For Cecil County respondents, public transit had been used most often for recreation/entertainment (33%), followed by work (19%).

Use and Safety of Pedestrian and Bicycle Transportation Facilities

Those interviewed for the WILMAPCO Public Opinion Survey were asked which of four statements concerning pedestrian facilities best described their own feelings. Over half of New Castle County respondents felt that they walk when they want because there are adequate and safe pedestrian facilities, compared to only 28% of Cecil County respondents (see Figure 5). When asked about bicycle facilities, a greater proportion of those in Cecil County felt there were not adequate or safe bike lanes (32%) than in New Castle County (20%, see Figure 6).

Figure 5. Use of Pedestrian Facilities

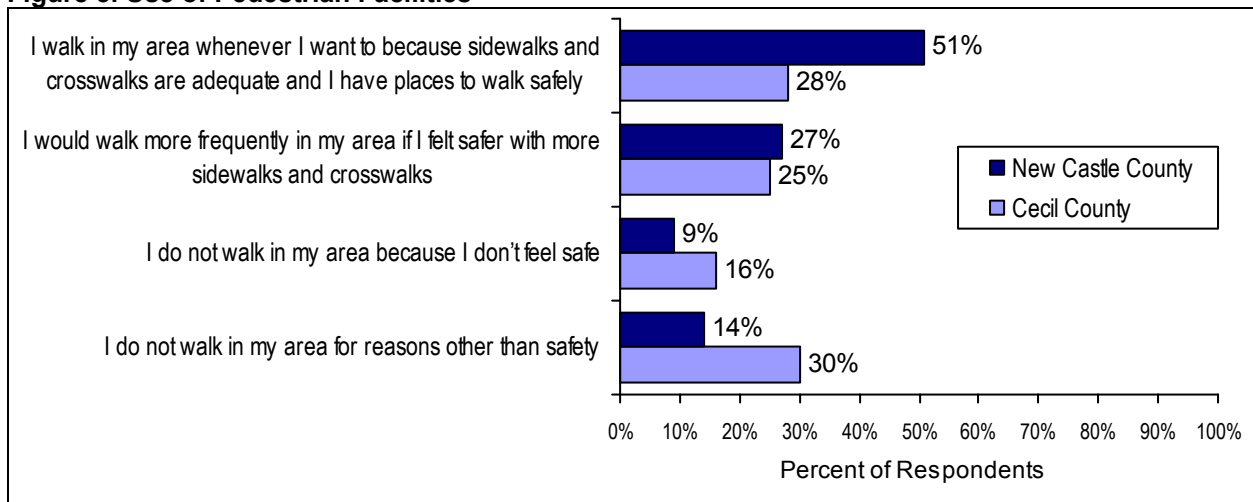
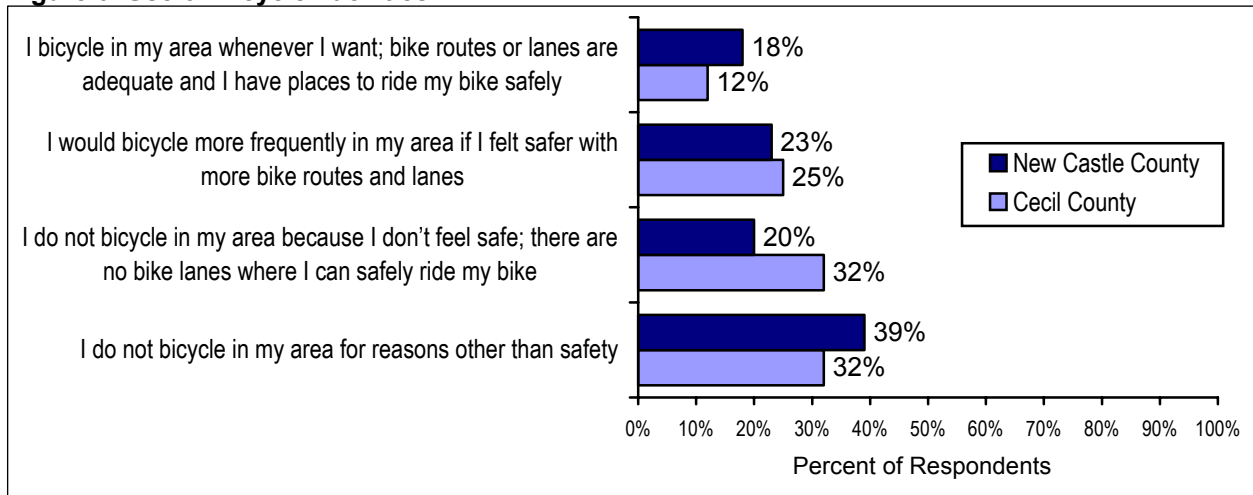


Figure 6. Use of Bicycle Facilities



Air Quality

Those interviewed for the WILMAPCO Public Opinion Survey were asked to rate the air quality in the region. Cecil County respondents gave more positive ratings than did New Castle County respondents; 59% of Cecil County respondents rated air quality as “very good” or “good” compared to 29% of New Castle County respondents (see Table 48).

When asked what they would be willing to do to improve air quality, only 6% of all respondents said they would not be willing to make any changes (see Table 52). More than half said they would be willing to take the suggested actions; 65% said they would carpool or vanpool, 62% said they would use transit, 58% said they would walk or bike, and 51% said they would work from home.

Nearly two-thirds of respondents (62%) had heard of Ozone Action days, while only 27% had heard of PM (particulate matter) 2.5 (see Table 50).

Familiarity with WILMAPCO

Most respondents (67%) had not heard of the Wilmington Area Planning Council (WILMAPCO) before taking the survey (see Table 54). Just under half said they would be interested in receiving free newsletters or public meeting announcements from WILMAPCO; 15% were interested in newsletters only, 4% in public meeting announcements only, and 28% in receiving both (see Table 56).

Appendix A: Responses to Survey Questions

Tables of survey results are shown below. In many cases, responses are shown twice; first with the “don’t know” or “refused” responses excluded to show the proportion of respondents with an opinion giving each response; the second with the “don’t know” or “refused” responses included to show the proportion of respondents who gave such a response. In some cases, only one table is shown, either because a “don’t know” or “refused” option was not allowed, or because the “don’t know” option represents an opinion (e.g., see Table 1 below).

Table 1. Critical Issues Facing the Region (Don’t Know/Refused Answers Included)

Looking ahead, what do you think will be the most critical issue facing the region in the next 5 to 10 years?*	Cecil County	New Castle County	Overall
The economy	3%	8%	8%
Growth/development	32%	21%	23%
Transportation	20%	33%	31%
Environment	3%	2%	2%
Open space and farmland	0%	1%	1%
Public education	2%	4%	4%
Crime	1%	2%	2%
Affordable housing	2%	3%	2%
Other	40%	33%	34%
Don't know/Refused	7%	10%	10%
There are no critical issues	0%	1%	0%

*Percent may total more than 100 as respondents were allowed more than one response.

Table 2. Quality of Transportation System (Don't Know/Refused Answers NOT Included)

How well do you feel the transportation system meets your travel needs?	Cecil County	New Castle County	Overall
Very well	20%	22%	21%
Somewhat well	48%	46%	46%
Not too well	17%	23%	22%
Not at all	16%	9%	10%
Total	100%	100%	100%

Table 3. Quality of Transportation System (Don't Know/Refused Answers Included)

How well do you feel the transportation system meets your travel needs?	Cecil County	New Castle County	Overall
Very well	19%	21%	21%
Somewhat well	46%	45%	45%
Not too well	16%	23%	22%
Not at all	16%	9%	10%
Don't know/Refused	3%	2%	2%
Total	100%	100%	100%

Table 4. Variety of Transportation Options (Don't Know/Refused Answers NOT Included)

Would you say that you have many different means of travel to choose from such as auto, mass transit, biking and walking to meet your travel needs or would you say that you have very few options to choose from?	Cecil County	New Castle County	Overall
Many different options	26%	37%	36%
Somewhere in between	5%	6%	6%
Very few options	69%	57%	58%
Total	100%	100%	100%

Table 5. Variety of Transportation Options (Don't Know/Refused Answers Included)

Would you say that you have many different means of travel to choose from such as auto, mass transit, biking and walking to meet your travel needs or would you say that you have very few options to choose from?	Cecil County	New Castle County	Overall
Many different options	25%	37%	35%
Somewhere in between	5%	6%	6%
Very few options	68%	56%	58%
Don't know/Refused	2%	1%	1%
Total	100%	100%	100%

**Table 6. Desired Transportation Not Currently Available
(Don't Know/Refused Answers NOT Included)**

What types of transportation would you like access to that you do not have available now?*	Cecil County	New Castle County	Overall
Bus	46%	42%	43%
Train	33%	31%	31%
Auto /Car	3%	3%	3%
Bicycle	13%	10%	10%
Walk	6%	5%	6%
Other	20%	29%	27%
None, I have access to all I need	7%	5%	5%

*Percent may total more than 100 as respondents were allowed more than one response.

Table 7. Desired Transportation Not Currently Available (Don't Know/Refused Answers Included)

What types of transportation would you like access to that you do not have available now?*	Cecil County	New Castle County	Overall
Bus	43%	37%	38%
Train	31%	27%	28%
Auto /Car	3%	2%	3%
Bicycle	12%	9%	9%
Walk	5%	5%	5%
Other	18%	25%	24%
Don't know/Refused	12%	15%	15%
None, I have access to all I need	7%	4%	5%

*Percent may total more than 100 as respondents were allowed more than one response.

Table 8. Biggest Transportation Issue (Don't Know/Refused Answers NOT Included)

What do you think is the biggest transportation problem facing Cecil/New Castle County today?	Cecil County	New Castle County	Overall
Congestion	30%	53%	50%
Over development	3%	4%	4%
Condition of roads	14%	8%	9%
Limited public transportation	26%	17%	18%
Lack of funding for transportation	1%	2%	2%
Aging population	3%	1%	1%
Cost of travel	3%	2%	2%
Pollution	0%	0%	0%
Other	7%	3%	3%
None, there really isn't any transportation problem	13%	10%	10%
Total	100%	100%	100%

Table 9. Biggest Transportation Issue (Don't Know/Refused Answers Included)

What do you think is the biggest transportation problem facing Cecil/New Castle County today?	Cecil County	New Castle County	Overall
Congestion	21%	39%	37%
Over development	2%	3%	3%
Condition of roads	10%	6%	7%
Limited public transportation	18%	12%	13%
Lack of funding for transportation	0%	2%	2%
Aging population	2%	0%	1%
Cost of travel	2%	2%	2%
Pollution	0%	0%	0%
Other	5%	2%	2%
Don't know/Refused	31%	26%	27%
None, there really isn't any transportation problem	9%	7%	8%
Total	100%	100%	100%

Table 10. Seriousness of Local Traffic Congestion (Don't Know/Refused Answers NOT Included)

How serious would you say is the problem of traffic congestion in your area?	Cecil County	New Castle County	Overall
Not too serious	44%	15%	19%
Somewhat serious	38%	41%	40%
Very serious	18%	44%	41%
Total	100%	100%	100%

Table 11. Seriousness of Local Traffic Congestion (Don't Know/Refused Answers Included)

How serious would you say is the problem of traffic congestion in your area?	Cecil County	New Castle County	Overall
Not too serious	44%	15%	19%
Somewhat serious	38%	40%	40%
Very serious	18%	44%	41%
Don't know/Refused	0%	0%	0%
Total	100%	100%	100%

Table 12. Frequency of Traffic Congestion on Work Commute (Don't Know/Refused Answers NOT Included)

In general, how often do you find yourself in traffic congestion when you go to work?	Cecil County	New Castle County	Overall
Never	18%	7%	8%
Rarely	21%	13%	14%
Sometimes	20%	19%	19%
Most of the time	29%	45%	42%
I don't travel to work	11%	17%	16%
Total	100%	100%	100%

Table 13. Frequency of Traffic Congestion on Work Commute (Don't Know/Refused Answers Included)

In general, how often do you find yourself in traffic congestion when you go to work?	Cecil County	New Castle County	Overall
Never	18%	7%	8%
Rarely	21%	13%	14%
Sometimes	20%	18%	19%
Most of the time	29%	44%	42%
I don't travel to work	11%	17%	16%
Not sure/Other/Refused	1%	1%	1%
Total	100%	100%	100%

**Table 14. Behaviors to Avoid Traffic Congestion on Work Commute
(Don't Know/Refused Answers NOT Included)**

Which of the following have you done to avoid traffic congestion to and from work? Have you ever...?*	Cecil County	New Castle County	Overall
Changed the time you leave	60%	73%	71%
Changed the route you take	64%	67%	67%
Changed jobs	8%	9%	9%
Changed where you live	8%	10%	10%
Worked from home	15%	20%	19%
Used carpools or vanpools	11%	13%	13%
Taken a bus or train	7%	19%	17%
Walked or biked	8%	11%	11%
I have never made any changes to avoid congestion	11%	7%	8%
Other	3%	1%	2%

*Percent may total more than 100 as respondents were allowed more than one response.

**Table 15. Behaviors to Avoid Traffic Congestion on Work Commute
(Don't Know/Refused Answers Included)**

Which of the following have you done to avoid traffic congestion to and from work? Have you ever...?*	Cecil County	New Castle County	Overall
Changed the time you leave	59%	73%	71%
Changed the route you take	63%	67%	67%
Changed jobs	8%	9%	9%
Changed where you live	8%	10%	10%
Worked from home	15%	20%	19%
Used carpools or vanpools	11%	13%	13%
Taken a bus or train	7%	19%	17%
Walked or biked	8%	11%	11%
I have never made any changes to avoid congestion	10%	7%	8%
Other	3%	1%	2%
Don't know/Refused	2%	0%	0%

*Percent may total more than 100 as respondents were allowed more than one response.

**Table 16. Public Transportation Used in the Last Year
(Don't Know/Refused Answers NOT Included)**

What type of public transportation have you taken in the past year?*	Cecil County	New Castle County	Overall
DART buses	5%	27%	24%
SEPTA trains	5%	20%	17%
MARC	7%	1%	2%
The Bus	3%	0%	0%
Department of Aging buses	1%	0%	0%
UNICITY	0%	1%	1%
Amtrak	13%	25%	24%
Other	4%	3%	3%
I have not used mass transit in the past year	73%	48%	52%

*Percent may total more than 100 as respondents were allowed more than one response.

**Table 17. Public Transportation Used in the Last Year
(Don't Know/Refused Answers Included)**

What type of public transportation have you taken in the past year?*	Cecil County	New Castle County	Overall
DART buses	5%	27%	24%
SEPTA trains	5%	19%	17%
MARC	7%	1%	2%
The Bus	3%	0%	0%
Department of Aging buses	1%	0%	0%
UNICITY	0%	1%	1%
Amtrak	13%	25%	23%
Other	4%	3%	3%
I have not used mass transit in the past year	73%	48%	51%
Don't know/Refused	0%	1%	0%

*Percent may total more than 100 as respondents were allowed more than one response.

Table 18. Trip Destination for Public Transit Use (Don't Know/Refused Answers NOT Included)

What has been your destination when you've used public transit?* (IF NECESSARY, for example, going to work, shopping, school?)	Cecil County	New Castle County	Overall
Work	19%	41%	39%
School	4%	3%	3%
Shopping	7%	16%	15%
Personal appointment	18%	10%	11%
Visiting	17%	12%	13%
Recreational/entertainment	33%	23%	23%
Other	18%	21%	21%

*Percent may total more than 100 as respondents were allowed more than one response.

Table 19. Trip Destination for Public Transit Use (Don't Know/Refused Answers Included)

What has been your destination when you've used public transit?* (IF NECESSARY, for example, going to work, shopping, school?)	Cecil County	New Castle County	Overall
Work	18%	41%	39%
School	4%	3%	3%
Shopping	7%	16%	15%
Personal appointment	17%	10%	11%
Visiting	17%	12%	13%
Recreational/entertainment	31%	23%	23%
Other	18%	21%	21%
Don't know/Refused	4%	0%	0%

*Percent may total more than 100 as respondents were allowed more than one response.

Table 20. Amount of Transportation Planning (Don't Know/Refused Answers NOT Included)

Would you say there was a great deal of planning, about the right amount of planning, or not enough planning between development and transportation?	Cecil County	New Castle County	Overall
Great deal of planning	6%	3%	3%
Right amount of planning	21%	16%	16%
Not enough planning	73%	80%	79%
Depends	0%	1%	1%
Total	100%	100%	100%

Table 21. Amount of Transportation Planning (Don't Know/Refused Answers Included)

Would you say there was a great deal of planning, about the right amount of planning, or not enough planning between development and transportation?	Cecil County	New Castle County	Overall
Great deal of planning	5%	3%	3%
Right amount of planning	20%	14%	15%
Not enough planning	70%	75%	74%
Depends	0%	1%	1%
Don't know/Refused	4%	7%	6%
Total	100%	100%	100%

Table 22. Critical Issues Facing the Region (Don't Know/Refused Answers NOT Included)

For each please tell me if you think it is a critical issue, an important issue or not very important. What about..?	Cecil County				New Castle County				Overall			
	Critical issue	Important issue	Not very important issue	Total	Critical issue	Important issue	Not very important issue	Total	Critical issue	Important issue	Not very important issue	Total
Reducing traffic congestion on roads and highways?	39%	50%	11%	100%	51%	46%	4%	100%	49%	46%	5%	100%
Improving the public transportation system - bus and train service?	36%	49%	15%	100%	37%	51%	12%	100%	37%	51%	13%	100%
Revitalizing existing communities and downtowns?	25%	51%	24%	100%	35%	47%	17%	100%	34%	48%	18%	100%
Improving facilities for biking and walking?	27%	51%	21%	100%	27%	50%	23%	100%	27%	50%	23%	100%
Cleaning up the environment?	65%	29%	6%	100%	62%	32%	6%	100%	62%	31%	6%	100%
Managing growth and development?	65%	32%	3%	100%	65%	32%	3%	100%	65%	32%	3%	100%
Preserving open space and farmland?	74%	24%	1%	100%	62%	32%	6%	100%	63%	31%	6%	100%

Table 23. Critical Issues Facing the Region (Don't Know/Refused Answers Included)

For each please tell me if you think it is a critical issue, an important issue or not very important. What about..?	Cecil County					New Castle County					Overall				
	Critical issue	Important issue	Not very important issue	Don't know/Not sure/Refused	Total	Critical issue	Important issue	Not very important issue	Don't know/Not sure/Refused	Total	Critical issue	Important issue	Not very important issue	Don't know/Not sure/Refused	Total
Reducing traffic congestion on roads and highways?	39%	49%	11%	1%	100%	50%	45%	3%	2%	100%	49%	45%	5%	1%	100%
Improving the public transportation system - bus and train service?	34%	46%	14%	6%	100%	35%	49%	12%	5%	100%	35%	48%	12%	5%	100%
Revitalizing existing communities and downtowns?	24%	48%	23%	6%	100%	33%	45%	17%	5%	100%	32%	45%	17%	5%	100%
Improving facilities for biking and walking?	27%	51%	21%	1%	100%	27%	49%	23%	1%	100%	27%	49%	22%	1%	100%
Cleaning up the environment?	65%	29%	6%	1%	100%	62%	32%	6%	1%	100%	62%	31%	6%	1%	100%
Managing growth and development?	65%	31%	3%	1%	100%	64%	31%	3%	1%	100%	64%	31%	3%	1%	100%
Preserving open space and farmland?	74%	24%	1%	0%	100%	61%	32%	6%	1%	100%	63%	31%	5%	1%	100%

**Table 24. Perceptions of the State of the Transportation System
(Don't Know/Refused Answers NOT Included)**

Please tell me which statement comes closest to your own view.	Cecil County	New Castle County	Overall
Statement 1: The transportation system in Cecil/New Castle County is basically as good as it needs to be in order to maintain economic growth.	10%	5%	6%
Statement 2: The transportation system in Cecil/New Castle County needs some minor changes and investments.	35%	33%	34%
Statement 3: The transportation system in Cecil/New Castle County needs some major changes and investments.	54%	61%	60%
Total	100%	100%	100%

**Table 25. Perceptions of the State of the Transportation System
(Don't Know/Refused Answers Included)**

Please tell me which statement comes closest to your own view.	Cecil County	New Castle County	Overall
Statement 1: The transportation system in Cecil/New Castle County is basically as good as it needs to be in order to maintain economic growth.	10%	5%	6%
Statement 2: The transportation system in Cecil/New Castle County needs some minor changes and investments.	35%	32%	33%
Statement 3: The transportation system in Cecil/New Castle County needs some major changes and investments.	54%	59%	58%
Don't know/Refused	1%	4%	3%
Total	100%	100%	100%

**Table 26. Transportation Priorities: Improve Existing Facilities or Construct New Facilities
(Don't Know/Refused Answers NOT Included)**

Given that transportation dollars are limited in Maryland/Delaware, what should the state's highest priority be?	Cecil County	New Castle County	Overall
Improve existing transportation facilities	62%	61%	61%
Construct new transportation facilities in developing areas	38%	39%	39%
Total	100%	100%	100%

**Table 27. Transportation Priorities: Improve Existing Facilities or Construct New Facilities
(Don't Know/Refused Answers Included)**

Given that transportation dollars are limited in Maryland/Delaware, what should the state's highest priority be?	Cecil County	New Castle County	Overall
Improve existing transportation facilities	56%	56%	56%
Construct new transportation facilities in developing areas	34%	36%	35%
Not sure/Other/Refused	10%	8%	9%
Total	100%	100%	100%

**Table 28. Funding Priorities for Transportation Improvements
(Don't Know/Refused Answers NOT Included)**

What type of transportation improvements do you think should receive the highest priority for funding? Should the priority be to...?	Cecil County	New Castle County	Overall
Maintain and repair the existing transportation system	26%	23%	24%
Build more roads and highways in developing areas	9%	13%	12%
Provide more options such as transit, walk or bike	27%	24%	24%
Increase safety for all travel options	9%	6%	6%
Use technology to improve the transportation system	25%	30%	29%
Other	3%	4%	4%
Total	100%	100%	100%

**Table 29. Funding Priorities for Transportation Improvements
(Don't Know/Refused Answers Included)**

What type of transportation improvements do you think should receive the highest priority for funding? Should the priority be to...?	Cecil County	New Castle County	Overall
Maintain and repair the existing transportation system	25%	23%	23%
Build more roads and highways in developing areas	9%	13%	12%
Provide more options such as transit, walk or bike	27%	23%	24%
Increase safety for all travel options	9%	6%	6%
Use technology to improve the transportation system	24%	29%	29%
Other	3%	4%	4%
Not sure/Refused	3%	2%	2%
Total	100%	100%	100%

**Table 30. Common Causes for Traffic Crashes in Region
(Don't Know/Refused Answers NOT Included)**

In thinking about safety, what do you think is the most common cause of traffic crashes in our region? Would you say...	Cecil County	New Castle County	Overall
Congestion	13%	14%	14%
Poor design of roads	5%	4%	4%
Poor condition of roads	2%	1%	1%
Poor driving	47%	49%	49%
Speeding	23%	26%	26%
Weather conditions	1%	1%	1%
Other	10%	5%	6%
Total	100%	100%	100%

**Table 31. Common Causes for Traffic Crashes in Region
(Don't Know/Refused Answers Included)**

In thinking about safety, what do you think is the most common cause of traffic crashes in our region? Would you say...	Cecil County	New Castle County	Overall
Congestion	13%	14%	14%
Poor design of roads	5%	4%	4%
Poor condition of roads	2%	1%	1%
Poor driving	47%	49%	49%
Speeding	23%	26%	26%
Weather conditions	1%	1%	1%
Other	10%	5%	6%
Don't know/Refused	0%	0%	0%
Total	100%	100%	100%

Table 32. Use of Pedestrian Facilities (Don't Know/Refused Answers NOT Included)

Please tell me which statement comes closest to your own view.	Cecil County	New Castle County	Overall
Statement 1: I walk in my area whenever I want to because sidewalks and crosswalks are adequate and I have places to walk safely.	28%	51%	48%
Statement 2: I would walk more frequently in my area if I felt safer with more sidewalks and crosswalks.	25%	27%	26%
Statement 3: I do not walk in my area because I don't feel safe.	16%	9%	10%
Statement 4: I do not walk in my area for reasons other than safety.	30%	14%	16%
Total	100%	100%	100%

Table 33. Use of Pedestrian Facilities (Don't Know/Refused Answers Included)

Please tell me which statement comes closest to your own view.	Cecil County	New Castle County	Overall
Statement 1: I walk in my area whenever I want to because sidewalks and crosswalks are adequate and I have places to walk safely.	28%	50%	47%
Statement 2: I would walk more frequently in my area if I felt safer with more sidewalks and crosswalks.	25%	26%	26%
Statement 3: I do not walk in my area because I don't feel safe.	16%	9%	10%
Statement 4: I do not walk in my area for reasons other than safety.	30%	14%	16%
Don't know/Refused	1%	1%	1%
Total	100%	100%	100%

Table 34. Use of Bicycling Facilities (Don't Know/Refused Answers NOT Included)

Please tell me which statement comes closest to your own view.	Cecil County	New Castle County	Overall
Statement 1: I bicycle in my area whenever I want. Bike routes or lanes are adequate and I have places to ride my bike safely.	12%	18%	17%
Statement 2: I would bicycle more frequently in my area if I felt safer with more bike routes and lanes.	25%	23%	23%
Statement 3: I do not bicycle in my area because I don't feel safe. There are no bike lanes where I can safely ride my bike.	32%	20%	22%
Statement 4: I do not bicycle in my area for reasons other than safety.	32%	39%	38%
Total	100%	100%	100%

Table 35. Use of Bicycling Facilities (Don't Know/Refused Answers Included)

Please tell me which statement comes closest to your own view.	Cecil County	New Castle County	Overall
Statement 1: I bicycle in my area whenever I want. Bike routes or lanes are adequate and I have places to ride my bike safely.	11%	18%	17%
Statement 2: I would bicycle more frequently in my area if I felt safer with more bike routes and lanes.	25%	22%	22%
Statement 3: I do not bicycle in my area because I don't feel safe. There are no bike lanes where I can safely ride my bike.	31%	19%	21%
Statement 4: I do not bicycle in my area for reasons other than safety.	31%	38%	37%
Don't know/Refused	2%	3%	3%
Total	100%	100%	100%

Table 36. Effectiveness of Improvements to Reduce Congestion (Don't Know/Refused Answers NOT Included)

	Cecil County				New Castle County				Overall			
	Very effective	Somewhat effective	Not at all effective	Total	Very effective	Somewhat effective	Not at all effective	Total	Very effective	Somewhat effective	Not at all effective	Total
Now I am going to read you a list of some things that might be done to improve the transportation system and reduce congestion in your area. For each, please tell me how effective you think it would be.												
How about improving and expanding bus services?	31%	43%	26%	100%	38%	50%	12%	100%	37%	49%	14%	100%
Expanding passenger railroad services?	35%	39%	26%	100%	36%	41%	23%	100%	36%	41%	24%	100%
Providing special lanes for carpooling and transit?	22%	38%	40%	100%	28%	46%	26%	100%	27%	45%	28%	100%
Coordinating and better timing of traffic signals?	57%	28%	15%	100%	57%	33%	10%	100%	57%	32%	11%	100%
Widening existing highways?	39%	36%	24%	100%	43%	37%	20%	100%	43%	37%	21%	100%
Building major new highways?	13%	34%	53%	100%	26%	39%	34%	100%	24%	39%	37%	100%
Building more sidewalks to connect neighborhoods and commercial areas?	39%	36%	24%	100%	40%	37%	23%	100%	40%	37%	23%	100%
Providing more information to make it easier to take transit or carpool?	43%	38%	19%	100%	47%	41%	12%	100%	46%	41%	13%	100%
Developing more park-and-ride lots?	31%	44%	25%	100%	35%	53%	13%	100%	34%	52%	14%	100%
Providing more information on traffic incidents, construction, accidents and delays?	44%	37%	19%	100%	48%	36%	16%	100%	48%	36%	16%	100%
Expanding bicycle networks - bike trails, lanes and routes?	31%	43%	26%	100%	29%	44%	27%	100%	29%	44%	27%	100%
Designing communities that make it easier for people to walk and bike to stores, schools and other public facilities and other neighborhoods?	53%	31%	16%	100%	60%	29%	12%	100%	59%	29%	12%	100%
Reducing the amount of new development?	52%	37%	11%	100%	52%	32%	16%	100%	52%	33%	15%	100%
Improving freight railroads so more products can travel by rail?	43%	37%	20%	100%	49%	38%	13%	100%	48%	38%	14%	100%

Table 37. Effectiveness of Improvements to Reduce Congestion (Don't Know/Refused Answers Included)

Now I am going to read you a list of some things that might be done to improve the transportation system and reduce congestion in your area. For each, please tell me how effective you think it would be.	Cecil County					New Castle County					Overall				
	Very effective	Somewhat effective	Not at all effective	Not sure/Refused	Total	Very effective	Somewhat effective	Not at all effective	Not sure/Refused	Total	Very effective	Somewhat effective	Not at all effective	Not sure/Refused	Total
How about improving and expanding bus services?	30%	41%	25%	3%	100%	36%	49%	12%	3%	100%	35%	48%	14%	3%	100%
Expanding passenger railroad services?	34%	38%	26%	2%	100%	34%	38%	22%	6%	100%	34%	38%	22%	5%	100%
Providing special lanes for carpooling and transit?	22%	37%	39%	3%	100%	27%	44%	25%	4%	100%	26%	43%	27%	4%	100%
Coordinating and better timing of traffic signals?	57%	28%	15%	0%	100%	56%	33%	10%	2%	100%	56%	32%	11%	2%	100%
Widening existing highways?	39%	36%	24%	0%	100%	42%	36%	20%	2%	100%	42%	36%	20%	2%	100%
Building major new highways?	13%	33%	51%	3%	100%	25%	38%	33%	3%	100%	24%	37%	36%	3%	100%
Building more sidewalks to connect neighborhoods and commercial areas?	38%	36%	24%	2%	100%	40%	36%	22%	1%	100%	40%	36%	23%	2%	100%
Providing more information to make it easier to take transit or carpool?	43%	37%	18%	2%	100%	46%	40%	12%	2%	100%	45%	40%	13%	2%	100%
Developing more park-and-ride lots?	31%	43%	24%	2%	100%	33%	50%	12%	6%	100%	32%	49%	14%	5%	100%
Providing more information on traffic incidents, construction, accidents and delays?	43%	37%	19%	1%	100%	48%	36%	16%	1%	100%	47%	36%	16%	1%	100%
Expanding bicycle networks - bike trails, lanes and routes?	30%	42%	26%	2%	100%	28%	44%	26%	2%	100%	28%	43%	26%	2%	100%
Designing communities that make it easier for people to walk and bike to stores, schools and other public facilities and other neighborhoods?	53%	31%	16%	1%	100%	59%	28%	12%	1%	100%	58%	29%	12%	1%	100%
Reducing the amount of new development?	51%	36%	11%	3%	100%	51%	32%	15%	2%	100%	51%	32%	15%	2%	100%
Improving freight railroads so more products can travel by rail?	43%	36%	19%	2%	100%	47%	37%	12%	5%	100%	46%	37%	13%	4%	100%

Table 38. Support for Various Funding Methods for Transportation Projects (Don't Know/Refused Answers NOT Included)

There are always more transportation projects that are needed than there is money to pay for them. For each, please tell me if you support or do not support ways to close this gap.	Cecil County			New Castle County			Overall		
	Support	Do not support	Total	Support	Do not support	Total	Support	Do not support	Total
How about raising tolls?	19%	81%	100%	48%	52%	100%	44%	56%	100%
Do you support or not support raising gas taxes?	16%	84%	100%	16%	84%	100%	16%	84%	100%
Do you support or not support raising license and registration fees?	40%	60%	100%	59%	41%	100%	57%	43%	100%
Creating new fees paid by the public or developers who benefit from transportation improvements?	69%	31%	100%	64%	36%	100%	65%	35%	100%
What about delaying or eliminating some projects to save money?	70%	30%	100%	72%	28%	100%	72%	28%	100%
Do you support or do not support increasing fares on MARC or The Bus (Cecil County) DART First State (New Castle County)?	47%	53%	100%	36%	64%	100%	38%	62%	100%
What about including the private sector in financing transportation?	68%	32%	100%	67%	33%	100%	68%	32%	100%

Table 39. Support for Various Funding Methods for Transportation Projects (Don't Know/Refused Answers Included)

There are always more transportation projects that are needed than there is money to pay for them. For each, please tell me if you support or do not support ways to close this gap.	Cecil County				New Castle County				Overall			
	Support	Do not support	Don't know/Refused	Total	Support	Do not support	Don't know/Refused	Total	Support	Do not support	Don't know/Refused	Total
How about raising tolls?	18%	79%	3%	100%	46%	50%	4%	100%	42%	54%	4%	100%
Do you support or not support raising gas taxes?	16%	84%	0%	100%	16%	83%	2%	100%	16%	83%	1%	100%
Do you support or not support raising license and registration fees?	39%	59%	2%	100%	59%	40%	1%	100%	56%	43%	1%	100%
Creating new fees paid by the public or developers who benefit from transportation improvements?	66%	30%	4%	100%	62%	34%	4%	100%	62%	34%	4%	100%
What about delaying or eliminating some projects to save money?	58%	25%	17%	100%	65%	25%	10%	100%	64%	25%	11%	100%
Do you support or do not support increasing fares on MARC or The Bus (Cecil County) DART First State (New Castle County)?	41%	47%	13%	100%	33%	57%	10%	100%	34%	56%	11%	100%
What about including the private sector in financing transportation?	60%	28%	12%	100%	60%	29%	12%	100%	60%	29%	12%	100%

Table 40. Support for New Development (Don't Know/Refused Answers NOT Included)

Some people say that they don't want any new development in their community because growth and congestion has hurt quality of life. Other people accept development and congestion because they feel that growth improves our economy. Which side do you agree with most?	Cecil County	New Castle County	Overall
I don't want any new development	54%	57%	57%
I accept development because it improves the economy	46%	43%	43%
Total	100%	100%	100%

Table 41. Support for New Development (Don't Know/Refused Answers Included)

Some people say that they don't want any new development in their community because growth and congestion has hurt quality of life. Other people accept development and congestion because they feel that growth improves our economy. Which side do you agree with most?	Cecil County	New Castle County	Overall
I don't want any new development	52%	53%	53%
I accept development because it improves the economy	44%	40%	40%
Don't know/Refused	4%	7%	7%
Total	100%	100%	100%

Table 42. Preference of Living Environment (Don't Know/Refused Answers NOT Included)

Would you prefer to live in an area that is...?	Cecil County	New Castle County	Overall
Urban	9%	18%	17%
Suburban	25%	55%	51%
Rural	66%	27%	32%
Total	100%	100%	100%

Table 43. Preference of Living Environment (Don't Know/Refused Answers Included)

Would you prefer to live in an area that is...?	Cecil County	New Castle County	Overall
Urban	9%	18%	17%
Suburban	24%	53%	49%
Rural	64%	26%	31%
Other/Not sure/Refused	3%	3%	3%
Total	100%	100%	100%

Table 44. Placement of New Development (Don't Know/Refused Answers NOT Included)

In your opinion should new development be concentrated in certain areas, such as in existing towns and villages and in designated growth areas, or should new development occur wherever developers and landowners choose?	Cecil County	New Castle County	Overall
In existing towns and in designated growth areas	82%	77%	77%
Where developers and landowners choose	18%	23%	23%
Total	100%	100%	100%

Table 45. Placement of New Development (Don't Know/Refused Answers Included)

In your opinion should new development be concentrated in certain areas, such as in existing towns and villages and in designated growth areas, or should new development occur wherever developers and landowners choose?	Cecil County	New Castle County	Overall
In existing towns and in designated growth areas	77%	69%	71%
Where developers and landowners choose	17%	21%	20%
Don't know/Refused	6%	10%	9%
Total	100%	100%	100%

Table 46. Strategies to Manage Growth and Development (Don't Know/Refused Answers NOT Included)

Please tell me if you strongly agree, agree, disagree or strongly disagree with the following statements to manage growth and development.	Cecil County					New Castle County					Overall				
	Strongly agree	Agree	Disagree	Strongly disagree	Total	Strongly agree	Agree	Disagree	Strongly disagree	Total	Strongly agree	Agree	Disagree	Strongly disagree	Total
Mixing appropriate businesses with new residential development should be encouraged.	28%	46%	20%	6%	100%	25%	57%	10%	7%	100%	26%	56%	11%	7%	100%
Revising zoning codes to better support transit use, bicycling and walking should be encouraged.	37%	54%	7%	2%	100%	37%	54%	6%	3%	100%	37%	54%	7%	3%	100%
Supporting farmland or open space preservation through tax incentives or subsidies to help direct development to other areas.	55%	39%	3%	2%	100%	45%	41%	10%	4%	100%	46%	41%	9%	3%	100%

Table 47. Strategies to Manage Growth and Development (Don't Know/Refused Answers Included)

Please tell me if you strongly agree, agree, disagree or strongly disagree with the following statements to manage growth and development.	Cecil County						New Castle County						Overall					
	Strongly agree	Agree	Disagree	Strongly disagree	Don't know/Refused	Total	Strongly agree	Agree	Disagree	Strongly disagree	Don't know/Refused	Total	Strongly agree	Agree	Disagree	Strongly disagree	Don't know/Refused	Total
Mixing appropriate businesses with new residential development should be encouraged.	27%	45%	19%	6%	3%	100%	24%	55%	10%	7%	4%	100%	25%	53%	11%	7%	4%	100%
Revising zoning codes to better support transit use, bicycling and walking should be encouraged.	36%	53%	7%	2%	3%	100%	36%	53%	6%	3%	3%	100%	36%	53%	6%	3%	3%	100%
Supporting farmland or open space preservation through tax incentives or subsidies to help direct development to other areas.	53%	38%	3%	2%	3%	100%	44%	40%	10%	4%	3%	100%	45%	40%	9%	3%	3%	100%

Table 48. Air Quality in the Region (Don't Know/Refused Answers NOT Included)

How would you rate air quality in our region?	Cecil County	New Castle County	Overall
Very good	17%	5%	6%
Good	42%	24%	26%
Fair	27%	36%	35%
Poor	9%	24%	22%
Very poor	5%	11%	10%
Total	100%	100%	100%

Table 49. Air Quality in the Region (Don't Know/Refused Answers Included)

How would you rate air quality in our region?	Cecil County	New Castle County	Overall
Very good	17%	5%	6%
Good	42%	24%	26%
Fair	27%	36%	35%
Poor	9%	23%	21%
Very poor	5%	11%	10%
Don't know/Refused	0%	1%	1%
Total	100%	100%	100%

Table 50. Knowledge of Ozone Action Days and PM 2.5 (Don't Know/Refused Answers NOT Included)

	Cecil County			New Castle County			Overall		
	Yes	No	Total	Yes	No	Total	Yes	No	Total
Have you heard of Ozone Action days?	66%	34%	100%	61%	39%	100%	62%	38%	100%
Have you heard of particulate matter or PM 2.5?	32%	68%	100%	26%	74%	100%	27%	73%	100%

Table 51. Knowledge of Ozone Action Days and PM 2.5 (Don't Know/Refused Answers Included)

	Cecil County				New Castle County				Overall			
	Yes	No	Don't know/Refused	Total	Yes	No	Don't know/Refused	Total	Yes	No	Don't know/Refused	Total
Have you heard of Ozone Action days?	66%	34%	0%	100%	61%	38%	0%	100%	62%	38%	0%	100%
Have you heard of particulate matter or PM 2.5?	32%	67%	1%	100%	26%	73%	1%	100%	27%	72%	1%	100%

Table 52. Behaviors to Improve Air Quality (Don't Know/Refused Answers NOT Included)

What would you be willing to do to improve air quality in our region? Would you ever...?	Cecil County	New Castle County	Overall
Carpool or vanpool	65%	65%	65%
Take transit	57%	63%	62%
Walk or bike	55%	59%	58%
Work from home	53%	50%	51%
I would not be willing to make any changes	9%	6%	6%
I CANNOT make any changes	1%	2%	2%
Other	4%	5%	5%

*Percent may total more than 100 as respondents were allowed more than one response.

Table 53. Behaviors to Improve Air Quality (Don't Know/Refused Answers Included)

What would you be willing to do to improve air quality in our region? Would you ever...?	Cecil County	New Castle County	Overall
Carpool or vanpool	64%	63%	63%
Take transit	56%	61%	61%
Walk or bike	54%	57%	57%
Work from home	52%	49%	49%
I would not be willing to make any changes	9%	5%	6%
I CANNOT make any changes	1%	2%	2%
Other	4%	5%	5%
None/Nothing/Don't Know/Refused	2%	3%	3%

*Percent may total more than 100 as respondents were allowed more than one response.

Table 54. Familiarity with WILMAPCO

As I stated in the beginning, this survey is being conducted by WILMAPCO, the Wilmington Area Planning Council. Are you familiar with this organization?	Cecil County	New Castle County	Overall
Yes	30%	33%	32%
No	68%	67%	67%
Not sure/Don't know/Refused	2%	0%	0%
Total	100%	100%	100%

Table 55. Interested in Receiving Free Newsletters or Public Meeting Announcements (Don't Know/Refused Answers NOT Included)

Would you be interested in receiving free newsletters or public meeting announcements from WILMAPCO regarding future transportation plans in your area?	Cecil County	New Castle County	Overall
Newsletters	20%	16%	17%
Public meeting announcements	3%	4%	4%
Both	22%	32%	30%
Neither	56%	48%	49%
Total	100%	100%	100%

Table 56. Interested in Receiving Free Newsletters or Public Meeting Announcements (Don't Know/Refused Answers Included)

Would you be interested in receiving free newsletters or public meeting announcements from WILMAPCO regarding future transportation plans in your area?	Cecil County	New Castle County	Overall
Newsletters	19%	15%	15%
Public meeting announcements	3%	4%	4%
Both	20%	29%	28%
Neither	52%	44%	45%
Don't know/Refused	6%	8%	7%
Total	100%	100%	100%

Table 57. Years of Residence in County

To begin with, for how many years have you lived in Cecil/New Castle County or have you lived here all your life?	Cecil County	New Castle County	Overall
Under 3 years	13%	8%	8%
3 to under 6 years	11%	12%	12%
6 to under 11 years	9%	8%	8%
11 to under 21 years	21%	18%	19%
21+ years	22%	26%	26%
All my life	24%	28%	28%
Total	100%	100%	100%

Table 58. Number of Motor Vehicles in Household

Could you tell me how many motor vehicles are in your household?	Cecil County	New Castle County	Overall
One	16%	22%	21%
Two	45%	48%	48%
Three	20%	17%	17%
Four or more	17%	9%	10%
None	2%	4%	4%
Total	100%	100%	100%

Table 59. Respondent's Age (Don't Know/Refused Answers NOT Included)

In which age category may I place you?	Cecil County	New Castle County	Overall
18 to 24	10%	6%	7%
25 to 34	19%	25%	24%
35 to 44	20%	19%	19%
45 to 54	23%	23%	23%
55-64	17%	12%	13%
65+	11%	15%	14%
Total	100%	100%	100%

Table 60. Respondent's Age (Don't Know/Refused Answers Included)

In which age category may I place you?	Cecil County	New Castle County	Overall
18 to 24	10%	6%	7%
25 to 34	19%	24%	24%
35 to 44	20%	19%	19%
45 to 54	23%	23%	23%
55-64	17%	12%	13%
65+	11%	15%	14%
Refused	0%	1%	1%
Total	100%	100%	100%

Table 61. Respondent's Household Size (Don't Know/Refused Answers NOT Included)

Including yourself, how many persons live your household?	Cecil County	New Castle County	Overall
One	15%	19%	18%
Two	27%	34%	33%
Three	17%	19%	19%
Four	23%	18%	19%
Five	14%	6%	7%
Six or more	4%	5%	5%
Total	100%	100%	100%

Table 62. Respondent's Household Size (Don't Know/Refused Answers Included)

Including yourself, how many persons live your household?	Cecil County	New Castle County	Overall
One	15%	19%	18%
Two	27%	34%	33%
Three	17%	19%	19%
Four	23%	18%	18%
Five	14%	6%	7%
Six or more	4%	5%	5%
Refused	0%	1%	1%
Total	100%	100%	100%

Table 63. Respondent's Education Level (Don't Know/Refused Answers NOT Included)

What is your highest level of education?	Cecil County	New Castle County	Overall
Non-high school graduate	4%	3%	3%
High school graduate	24%	18%	19%
Some college	35%	25%	26%
Bachelors degree	22%	34%	33%
Graduate degree	15%	19%	19%
Total	100%	100%	100%

Table 64. Respondent's Education Level (Don't Know/Refused Answers Included)

What is your highest level of education?	Cecil County	New Castle County	Overall
Non-high school graduate	4%	3%	3%
High school graduate	24%	18%	19%
Some college	34%	25%	26%
Bachelors degree	22%	34%	33%
Graduate degree	15%	19%	19%
Refused	0%	0%	0%
Total	100%	100%	100%

**Table 65. Respondent's Ethnicity or Racial Background
(Don't Know/Refused Answers NOT Included)**

If you don't mind my asking, what is your ethnic or racial background?	Cecil County	New Castle County	Overall
White	95%	75%	78%
African American	3%	20%	18%
Latino	0%	1%	1%
Asian	0%	2%	2%
Other	2%	3%	3%

**Percent may total more than 100 as respondents were allowed more than one response.*

**Table 66. Respondent's Ethnicity or Racial Background
(Don't Know/Refused Answers Included)**

If you don't mind my asking, what is your ethnic or racial background?	Cecil County	New Castle County	Overall
White	91%	72%	75%
African American	3%	19%	17%
Latino	0%	1%	1%
Asian	0%	2%	2%
Other	2%	3%	3%
Not determined	0%	0%	0%
Don't know/Refused	3%	3%	3%

**Percent may total more than 100 as respondents were allowed more than one response.*

Table 67. Respondent's Annual Family Income (Don't Know/Refused Answers NOT Included)

So that we can group all answers, what is your total annual family income? Is it....?	Cecil County	New Castle County	Overall
Under \$20,000	8%	9%	8%
\$20,000 to under \$40,000	20%	15%	15%
\$40,000 to under \$80,000	28%	32%	31%
\$80,000 or more	44%	45%	45%
Total	100%	100%	100%

Table 68. Respondent's Annual Family Income (Don't Know/Refused Answers Included)

So that we can group all answers, what is your total annual family income? Is it....?	Cecil County	New Castle County	Overall
Under \$20,000	7%	7%	7%
\$20,000 to under \$40,000	17%	13%	13%
\$40,000 to under \$80,000	24%	27%	26%
\$80,000 or more	38%	38%	38%
Refused	15%	16%	16%
Total	100%	100%	100%

Table 69. Respondent's Gender

Was this person male or female?	Cecil County	New Castle County	Overall
Male	50%	48%	48%
Female	50%	52%	52%
Total	100%	100%	100%

Table 70. Respondent's Zip Code

What is your zip code?	Cecil County	New Castle County	Overall
19701	0%	5%	5%
19702	0%	11%	10%
19703	0%	1%	1%
19706	0%	1%	1%
19707	0%	5%	4%
19708	0%	0%	0%
19709	0%	9%	8%
19711	0%	13%	11%
19713	0%	5%	4%
19720	0%	11%	9%
19734	0%	1%	1%
19801	0%	1%	1%
19802	0%	4%	3%
19803	0%	4%	3%
19804	0%	3%	3%
19805	0%	5%	4%
19806	0%	1%	1%
19807	0%	3%	3%
19808	0%	8%	7%
19809	0%	2%	2%
19810	0%	4%	4%
19882	0%	0%	0%
21034	0%	0%	0%
21093	0%	0%	0%
21901	22%	0%	3%
21903	7%	0%	1%
21904	8%	0%	1%
21911	11%	0%	1%
21913	1%	0%	0%
21914	1%	0%	0%
21915	4%	0%	1%
21917	1%	0%	0%
21918	3%	0%	0%
21919	3%	0%	0%
21921	34%	0%	5%
21922	1%	0%	0%
21928	0%	0%	0%
27912	1%	0%	0%
29911	1%	0%	0%
Total	100%	100%	100%

Appendix B: Verbatim Responses to Open-ended Questions

Question 6: Looking ahead, what do you think will be the most critical issue facing the region in the next 5 to 10 years? (“Other” responses)

- Abortion
- Access to transportation by disabled persons
- Adequate roads and lack of public transportation
- Agricultural
- Aides
- Available energy
- Base realignment
- Bike lanes
- Border security
- Budget
- Budget crisis
- Building too many houses over development
- Bus transportation
- Car exhaust
- Congestion
- Congestion
- Congestion
- Congestion on the roadways
- Conserving natural resources
- Construction
- Cost of gas
- Cost of living
- Cost of utilities
- Crowded highways
- Development
- Development-housing
- Election; we need politicians who believe in what the people believe in and not in it for their own gratification
- Electricity and gas prices
- Employment
- Employment
- Employment
- Employment
- Employment
- Employment

- Gas prices
- Gas prices
- Gas prices and lack of road infrastructure.
- Gas prices are high so that it would be nicer to have more public transportation
- Gas prices going up
- Gas- prices too high
- Gas prices- too high
- Gas prices up higher unless we find a reliable source
- Gas prices.
- Gasoline prices
- Getting route 1 to bypass the mall
- Good water
- Government
- Green space; getting a sense of community
- Gridlock
- Health care
- Health care
- Health care air pollution
- High prices in our economy
- Highway repair
- Highways
- Highways and roads
- Highways to carry traffic
- Housing
- Housing costs
- I don't think the builders and the state are working together to plan development.
- I think the Hatem bridge between Cecil County and Susquehanna
- I-95
- Illegal immigrants
- Illegal immigration
- Illegal immigration global warming is a lot of hooey
- Improvements on I-95
- Increase in taxes
- Increasing cost of air transportation
- Infrastructure can't handle the growth
- Infrastructure for growth
- Infrastructure of roads.
- Infrastructure, need roads, water sewage for growth

- Jobs
- Jobs
- Lack of mass transit
- Loss of vehicle
- Mass transit
- Medical costs
- Mexicans
- Money for highways
- More congestion
- More people coming in, adding to general congestion, goes with growth south of canal, no work there, they come here
- More public transportation in the area
- Natural disaster... Bird flu or something
- No buses
- Noise
- Not enough bus transportation for people to commute and they need more badly on Sunday
- Not enough water or land
- Opening of aberdeen proving ground
- Overcrowding
- Overcrowding
- Overcrowding of highways due to more houses being put in
- Over-population
- Over-population
- Overpopulation, too much construction and not enough preservation
- Planning, where things will go and everything
- Political
- Pollution
- Pollution
- Pollution
- Pollution
- Pollution
- Poorly designed roads
- Population
- Poverty
- Price of gas
- Price of gas
- Price of gas and affordability of vehicles
- Price of gas and electric
- Price of gas and electric

- Prices of everything going up
- Prices of gas and electric are to high
- Property taxes
- Public utilities
- Rail travel more of it between the east coast
- Real estate
- Resources-natural
- Road conditions
- Road improvement
- Road quality
- Road ways
- Road ways and bypasses
- Roads conditions
- Roads need improvement.
- Roadway condition
- School district
- School system
- Shortage of gas
- Southern urban sprawl.
- Storms
- Suburban sprawl
- Taxes
- Taxes
- Taxes / improvement
- The bay will be worse
- The bridge being closed moving the toll lanes on I-95 up to Delaware line
- The cost of fuel
- The gas situation.
- The price of gas.
- The toll situation on I-95
- The use of natural resources
- Things are unsettled in every vein of life, we don't know what's going to happen, I'm not going to guess
- Too congested
- Too many cars on the road
- Too many cars.
- Too many cars.
- Too many people and cars
- Too many people on the roads

- Traffic
- Traffic
- Traffic
- Traffic
- Traffic
- Traffic
- Traffic
- Traffic and development
- Traffic congestion
- Traffic congestion
- Traffic congestion
- Traffic congestion
- Traffic in general price of transportation
- Traffic is going to be heavier
- Traffic jams and tollbooths
- Traffic not enough roads
- Traffic problems
- Traffic/development
- Use of fossil fuels
- War
- War and losing many lives
- Water
- Water
- Water works
- Widening the lanes for traffic
- Wider roads and bigger bridges
- Will we have gas for buses or for our cars-will we run out of gas

Question 9: What types of transportation would you like access to that you do not have available now?

- A mini loop bus
- Access needs to be improved in your area Hockessin area
- Air
- Airplane
- Airplanes/helicopters
- Alternate fuel vehicles
- An airport
- Better bus service so people don't have to go to Rodney square to get out of town
- Better roads
- Better schedules
- Better taxi service at a better rate
- Bus bike, horse
- Bus doesn't come close to where I live, would like to use it
- Bus doesn't run enough
- Bus system is ineffective, need local transport, we use cars now, no walking or biking here as there is too many cars
- Bus transportation into Wilmington and down into the beach area
- Bus transportation on Sundays
- Car
- Cheap trains
- Commercial service from new castle county airport
- Convenient bus routes
- Dart just takes to long to get me to where I need to go. 15 minutes for my car - 45 min to a hour for the bus on the same distance.
- Develop some retail that local transit would serve if developed
- Direct bus to where I work
- Ferry
- Flight
- Flying, teleportation
- Horse
- I would like metro between Washington, Baltimore area up to Perryville
- I'm a smoker, so I don't use public transportation.
- Improved schedule of buses (working on weekends)
- Interstate highway
- Less congested areas
- Light rail from New York Washington DC
- Limos helicopters

- Local airport with commuter flights
- Mass transportation
- Metro type transportation
- Metro, convenient transportation from residential areas to train station
- More bike trails
- More bus access
- More bus buses on Sundays basically more buses to cover more area
- More bus transportation
- More buses in the area
- More cars that do not require gas
- More convenient plane transportation available
- More of the dart buses
- More rail service
- More regular bus service
- More room on the roads, in general, bigger roads
- Motor vehicle is only option for me, I drive tractor trailer, no buses trains go to my job site
- Natural gas buses
- None
- None
- None
- None
- Nothing
- On demand taxi
- Out of town busing
- Public transit in general
- Railroad
- Shuttle from the airport
- Subway
- Subway
- Subway
- Subway carpools
- Sunday buses, later buses for disabled
- Taxi
- Taxi
- Taxi service
- Taxis
- Taxis
- Taxis

- Taxis
- Train or metro system near pike creek area to be convenient and on the outskirts of Wilmington
- Tram rail
- Transportation for disabled- buses and trains
- Transportation for seniors
- Transportation for the elderly
- Transportation to go to the doctor
- Transportation to the airport
- Trolley
- Trolleys
- Walking paths
- Want access to own vehicle
- Wider roads to handle the traffic

Question 10: What do you think is the biggest transportation problem facing Cecil/New Castle County today? Other:

- A lot of bridges are closing.
- A lot of potholes on the exit ramps
- Aged people public transportation
- Aggressive drivers
- Always doing construction
- Availability
- Bad driver
- Bad driving
- Because there are so few options on route 1 or 95
- Bus schedules are too infrequent at the stops
- Bus service
- Bus service in areas
- Bus system is slow and grossly inadequate
- Buses are not frequent enough
- Buses don't get used, trains only take you very far, can't bike around
- Busses and in the winter the snowplow doesn't go everywhere
- Cars and automobiles
- Cell phones
- Combination of road condition and congestion
- Conditions of the roads--poor
- Consistent bus flow
- Construction
- Construction
- Construction
- Construction on roads
- Convenience
- Convincing people to get out of their cars
- County police holding up traffic
- Cut down on guys who run the red lights, wild
- Damaged bridges haven't been repaired due to lack of funding
- Dangerous highways
- Dart buses
- Don't know
- Don't see any busses
- Driving too fast
- Engineering is twenty years behind. Planning is lacking
- Everyone is in too much of a hurry

- Extended hours for the busses even on Sundays
- Extending train line
- Few major roads, back roads in place aren't efficient for destination
- Flooding
- Gas
- Gas prices
- Gas prices
- Gas prices
- Gas prices
- Have things more community oriented
- Have to call senior bus ahead before 2, previous day
- Highway 95, expanding lanes
- How spread out it is
- I would like bus service
- I95 needs to be widened
- I-95 runs right through it
- Ice
- Inadequate bus system
- Inadequate busses
- Inadequate roads
- Inadequate service
- Increasing sprawl--takes too long from a to b
- Infrastructure
- Infrastructure was not planned well enough to accommodate new traffic
- It doesn't reach all of the residents, it's mainly only in Elkton
- Keeping up with the population
- Kids on bikes and motorcycles
- Lack of 24 hour/weekend bus service
- Lack of access to certain areas
- Lack of adequate buses
- Lack of alternative fuels
- Lack of bus travel
- Lack of busses
- Lack of busses
- Lack of carpooling
- Lack of commuter programs
- Lack of major highways running north to south
- Lack of public transportation just not enough routes

- Lack of service
- Lack of trains
- Layout makes it harder
- Limited convenient public transportation- not as good as it could be
- Limited routes
- Meeting needs of elderly population
- Men
- Money to get the buses made and put out on the road
- More parking at train stop
- More roads
- More roads, improve roads, more sidewalks
- Need for mass transit
- Need for more rails and interwoven transit
- Need more transit
- Need smaller buses that travel closer or car pooling
- Need to utilize 95 bridge northbound
- No idea
- No mass transit system
- No planning of roads
- No trains
- None
- None
- Not any walking paths, people speed on the roads. Many accidents
- Not enough bus service
- Not enough highways
- Not enough limited access highways
- Not enough money to finance the roadways that have to be done.
- Not enough public transportation
- Not enough roads that are prepared for traffic
- Not enough routes
- Not to many buses out to the suburbs
- Old buses
- Out of state traffic using the roads
- Over population
- People driving on the shoulders as they turn, driving over solid lines
- People getting along on the bus
- Poor drivers
- Poor planning

- Poor roads
- Population
- Potholes
- Price of gas
- Public transit, marc train
- Re-route bus routes to avoid Rodney square
- Road construction
- Road construction
- Road quality
- Roads can't handle development
- Roads, some aren't big enough to handle traffic
- Route needs to be bigger
- School buses
- School district busses
- Septa sys
- Size of highways with congestion that's going to be here
- Speeding
- Stoplights/too many
- Suburban sprawl
- The 95 corridor
- The buses don't run that often
- The cost of gas
- The number of cars in the county
- The number of vehicles
- They need a train station in Elkton
- Time schedule of bus transportation
- To get around Elkton and Newark Delaware
- To many subdivisions and not enough planning
- Tolls
- Tolls on i-95
- Too many automobiles
- Too many cars
- Too many cars
- Too many large vehicles don't follow traffic laws
- Too many outlined areas; not city dwellers; to far away from groceries
- Too many road projects
- Too much traffic
- Too much traffic on I-95

- Traffic in general
- Traffic is out of control, the speed limits don't matter
- Traffic jams
- Traffic lights
- Traffic log jams between morn & evening rush hours
- Trains
- Trains that go New York
- Transportation to airports
- Unavailability of specific alternate routes
- Under utilization of mass transit
- Very limited
- Volume
- Walking facilities, not pedestrian friendly
- We need things other than auto
- We need to depend on America for fuel & other forms of fuel
- We'd be better off without these young drivers.
- Working on the roads too much

Question 13: Which of the following have you done to avoid traffic congestion to and from work? Have you ever...? Other:

- Changed my hours at my job
- Don't go to work
- Don't work
- I don't work
- I don't work
- I work the overnight shift
- I'm retired and drive a handicapped school bus.
- Take the buses no choices
- Try not to be at home.

Question 14: What type of public transportation have you taken in the past year? Have you taken DART buses, SEPTA, MARC, The Bus, the Department of Aging buses, Amtrak (Cecil County) DART buses, SEPTA, MARC, UNICITY, Amtrak (New Castle County) or have you not used mass transit? Other:

- Airline
- Airplane
- Airplane
- Automotive driver used
- Call shuttle service
- Dast
- Daughter takes me to the doctors
- Grey hound
- Greyhound
- Greyhound
- I have my son drive me to some places.
- MRDC transportation, people that do Headstart took me back to work for
- Not normally but in NY did
- Para transit
- Personal car
- Philadelphia
- Private shuttles
- Rail
- Regular bus
- Subway near Washington
- Taxis
- The MPA in Baltimore
- There aren't any available where I live
- Used the subway

Question 15: What has been your destination when you've used public transit? (IF NECESSARY, for example, going to work, shopping, school?) Other:

- Airport
- Airports
- Business
- Center city Philly
- Church
- City
- Coming from Rhode Island to Wilmington
- Downtown Philadelphia
- Field trip
- Field trip
- Florida, Chicago
- Get to a restaurant
- I do not use public transportation at the present time.
- I had to go in and get my wife
- Jury duty
- Lillie Canada
- Long distance
- Long distance travel on a vacation
- Mall
- Massachusetts, New York, Washington
- Moving
- New York
- New York
- New York city
- New York city
- Newark
- NYC
- Out of town
- Out of town business
- Philadelphia
- Philadelphia
- Philadelphia
- Philadelphia
- Philadelphia
- Philadelphia and Washington
- Philadelphia and Washington D.C.
- Philadelphia or Washington

- Philadelphia, Baltimore, DC
- Probation and parole meetings
- To get into Wilmington for specific reasons and to get to Philadelphia
- To get to the train station
- To reach doctors
- Travel
- Usually to go to center city Philadelphia
- Vacation
- Vacation
- Visiting family
- Washington D.C.
- Washington DC, Philadelphia
- Wilmington
- Wilmington or north Wilmington
- Wilmington, Philadelphia, Virginia
- Work for Amtrak

Question 16: Could you please tell me why you do not use buses and trains in your area?

- Are none
- Aren't any where she lives never stop by her
- Because cars are easier
- Because driving is more convenient, none available
- Because every place I have with someone else in a car
- Because I always have a vehicle and buses are a little ways from me
- Because I do errands after work and it's more convenient to drive a car
- Because I do not want to get on a bus at night or train
- Because I have 3 vehicles at my disposal
- Because I have a car
- Because I have a car
- Because I have a car
- Because I have to go to work out in the middle of nowhere
- Because I haven't needed to go into Wilmington
- Because I like to be in control of my own transportation and schedule.
- Because I use my car
- Because I use my car and there are no trains or buses out here in the boonies
- Because I work at Newark airport and bus/train not efficient
- Because my job is only 10 minutes away
- Because of the limited areas that they serve
- Because of where I live, not convenient
- Because places I go don't really include those things.
- Because she has a car bus takes her out of the way
- Because there are no direct routes--it would take over 1.5h to get to work that is 6 miles away
- Because there are none
- Because there are none
- Because there are not enough of them at convenient times
- Because there aren't any
- Because there aren't any in my area
- Because there is not much of a reason to, and also because there are no busses in this area.
- Because there is nothing available to get me from my house to work and back. I would have to drive so far to get to those things I might as well just drive to work.
- Because they are hard to access
- Because they are not available
- Because they are not available
- Because they do not go where I want to go.

- Because they don't run where I go
- Because we don't live near them
- Because we have adequate private vehicles. Public transit not available of frequent enough schedule.
- Because wherever we go we drive. We might do some bus transportation if we couldn't use the van.
- Because wife is disabled and needs to use a car to transport her
- Buses and trains in my area do not go where I want to go or at the time I want them to go
- Buses are not needed. They don't go where they needed to go
- Buses aren't available here
- Buses don't run when needed
- Busses don't go where I need to go, it goes downtown. I could take the train if I wanted to, but it's just as easy to drive for me.
- Car
- Car is more convenient
- Cause I like a car
- Cause we drive
- Convenience
- Convenience of owning a car
- Convenience to use the car
- Didn't have to
- Didn't know they existed
- Didn't need it
- Didn't realize it was available.
- Disability
- Disabled and not convenient
- Distance to work very close
- Doesn't go to enough places.
- Doesn't travel that often
- Don't go anywhere
- Don't go in those directions, 15 mi drive to work. If I were older, or traveling to Baltimore I would use more
- Don't go out much
- Don't have a bus that's near my home. In my work I need a car
- Don't have access to them
- Don't have them
- Don't know where there is any available
- Don't need them. No close access
- Don't need to, 10-15min ride to work

- Don't ride busses because of the fumes
- Don't service the areas I need
- Don't think we have it
- Drive for a living
- Drive to get to them are too far away
- Drives her car
- Driving is more convenient
- Few and far between and I don't know if they go to my job
- For the few places I want to go, I already have transportation for the places I want to go.
- Goes to college 2 miles away
- Got a car
- Hard to get wheelchair on
- Have a car
- Have a car
- Have a car
- Have car
- Have my own car
- Have no need of them
- Have not needed to and it affects me in no way
- Have personal transportation
- Haven't gone anywhere to need them
- Haven't had any reason to use them
- Haven't looked into it, or aren't able to at certain areas
- Haven't needed to
- House bound
- I am able to drive
- I am not going where they are going. Even if I wanted to, I am unable to do the walking and standing necessary to get on the bus. It is uncomfortable.
- I am still able to drive
- I do not need to I have a car
- I don't even think about it
- I don't go anyplace
- I don't go out much, don't need to travel
- I don't have a regular commute.
- I don't have the need for it and I don't work outside the home
- I don't know anything about the public trans. System and how it works/ where it goes, never taken it before
- I don't like them; they don't come when I want them to or go when I want them to
- I don't live that far from work and where I do go it's not available.

- I don't need them now
- I don't need them. I have a car I don't need a bus, the buses don't run that frequently.
- I don't need to and I don't care to. I have my car
- I don't need to.
- I don't ride them and I have a walker and trains I'm not traveling
- I don't think buses run where I'm at and trains are not feasible
- I don't trust them
- I don't use buses and trains because they are not available because I'm in a rural area farmland
- I don't want to
- I don't work
- I don't work so I don't have that trip to make on bus
- I drive and the mass transit doesn't go where I need to go
- I drive my car
- I drive no busses come where I work
- I hate trains and I don't take buses
- I have a brand new truck that plays country western music
- I have a car
- I have a car
- I have a car and I drive and that is the only way I can do it
- I have a car and I have arthritis and can't walk too well, especially at night.
- I have a friend drive me
- I have an automobile
- I have become Americanized where I just rely on my car
- I have errands to do and its quick, and they are close, and by the time I walk to a bus stop it'd be stupid to go
- I have just been driving a vehicle
- I have my own transportation-i.e. car
- I have no need.
- I have no use for them we don't have any buses near me
- I have no where near a train or bus
- I have not had an occasion to, the last few years I just do not do it other than chartered bus for day trips that I have not done for a few years now
- I have taken the trains to DC
- I have to go to far away
- I haven't had a need to
- I haven't had any need
- I haven't had to at all
- I haven't needed to

- I just don't like it--dirty people on the transit
- I just don't need to, I just stay in my neighborhood
- I just don't travel much
- I just have not had the need I enjoy driving my car its available and in good shape
- I like to come and leave when I please
- I like to drive my self
- I live in an old house development, busses are far away
- I mainly travel to Maryland for work and we use cars
- I moved back from Texas and there is not much mass transit in Texas. I'm not used to it I guess
- I not close by.
- I only work a mile from where I live and my kids take the bus to school
- I prefer to drive.
- I would have to drive 15 to 20 miles just to use a bus, they are not close
- I would have to walk and my car is in the drive way
- I would take trains if I was traveling far, but for local travel it is not convenient.
- I would use them if they were more convenient to get to
- If I need to go anywhere, my son would take me.
- If we go on vacation we use our car
- I'm a service tech and I have to be on the road going to certain places
- I'm not even sure what transport serves my area I prefer to be in my car
- I'm satisfied with own vehicle
- Impractical
- In Chesapeake city there are no trains or buses
- In order to get to it I have to use my car
- Inadequate schedules
- Inconvenience
- Inconvenience; I do service work, I have to be all over the country
- Inconvenient
- Is not convenient for me, buses come only after 1 and a half hour and the connecting bus routes take a very long time. For the train I have to wait 2 hours.
- It doesn't take me to my job, I travel 1 hour to work
- It hasn't been necessary and the routes aren't very direct
- It is because it would take two to three times longer to get to my place of employment. Using bus transportation would entail riding to the bus stop and for an extended bus ride to my place of employment. It just is not worth it.
- It is not available to you
- It is not convenient for me to do that
- It is really inconvenient for where I live. Busses don't come out here.

- It's a mile from our house.
- It's available in my area I don't know about it
- It's easier to take the car, work pays for gas
- It's inconvenient for me
- Its not an option
- It's not available in the area that I live
- It's not convenient
- It's not easily available
- Job requires out of state travel
- Just doesn't
- Just don't have any need
- Just for my personal use I have other transportation, so I don't need to use them. But I would use them if I had to
- Location
- Matter of convenience. There are no buses where I go. I drive my car
- More convenient for me to use my car
- Mostly because I don't need to go where they take me
- Mostly because I have a car
- Mostly because we own cars
- Mostly I haven't had any place where I was going where I needed to work in which I needed to use mass transit. None of them seemed to go where I wanted to go.
- My area does not have trains I do not use buses because I have my own car
- My schedule I have to go to clients offices
- My schedule is such that there's no route that will take me where I need to go; or it takes too long
- Never think to do car is more convenient buses don't come out where she lives
- No buses in Delaware city.
- No buses where I live
- No mass transit
- No mass transit here
- No need
- No need
- No need
- No need
- No need
- No need
- No need for them
- No need for them they do not go where I need to go to work
- No need for trains and busses don't serve needs
- No need inconvenient

- No need to
- No need to I work pretty close to home
- No need to use them
- No need to. Everything is pretty close and I have a car.
- No occasion
- No pick up in my area
- No place to catch them
- No reason to use them
- No reason, buses don't go where we go
- No trains or buses are available
- No traveling
- None
- None available
- None available
- None available
- None available
- None available
- None available for needs
- None available-have to get someone to take me to transportation
- None of them fit a time that I would be going anyplace
- None of them meet your destination needs and no connections
- None service the area needed
- None where you live
- Not accessible.
- Not adequate
- Not applicable
- Not applicable to travel needs
- Not available
- Not available
- Not available
- Not available
- Not available
- Not available
- Not available
- Not available
- Not available
- Not available
- Not available for scheduling
- Not available in my area
- Not available in my area - 4 or 5 blocks away is too far to walk to get the stop

- Not available or applicable
- Not available.
- Not aware of the bus services in my area
- Not convenient
- Not convenient
- Not convenient at all need to study and redesign routes
- Not convenient for me
- Not convenient for me; can't walk to the bus stop
- Not convenient to me, I drive everywhere I go
- Not convenient, no need retired
- Not enough routes to get to where needs
- Not frequent enough
- Not near a train, don't go where they go. Busses don't run where or when I want them to
- Not necessary at this time
- Not necessary.
- Not needed I work 3 miles to work, for going downtown on weekends I would use.
- Not practical for my work
- Not really available
- Not really available in our area
- Not sure how safe it is
- Not within walking distance from bus stop and if I have to drive to train station I may as well drive to the destination
- On duty call 24 hours
- Only live about a mile from where I work
- People smell, scary
- Personal preference I prefer the drive
- Probably the convenience of being able to come and go when I'm ready, always a waiting time for mass transit
- Retired
- She has a car
- Smoker.
- Take too long and are never on time
- Takes to much time
- Tele commute, everything is a block away
- That is an inconvenience for me. It takes less time for me to get into my car and go, rather than wait for the bus.
- The inconvenience of mass transit, easier to get in the car
- The local stop won't take me to where I work.
- The location I would have travel a great distance to just to get the bus

- The only train I could get on is in Perryville, I'm not sure where I could get off of it. No buses I wouldn't have to drive to first.
- The route locations
- The routing is impossible.
- The schedule and the drive to the train station is too long
- The service is inadequate
- The train station is too far, I would have to take the bus and transfer 2 or three times
- Their are very few and the ones that are do not fit my schedule
- There are no buses or trains around
- There are no buses that come down this way that I know of
- There are no buses to where I need to go. I have to use my vehicle for work
- There are no trains and the buses are extremely inconvenient
- There are none
- There are none
- There are none here to use in my immediate area.
- There are none that go where I would need to go.
- There are none that would work for me
- There aren't any
- There aren't any
- There aren't any
- There aren't any busses in the area.
- There aren't any that are for my routes
- There is no bus service convenient to me in the county and the rail systems do not take me to work
- There is no convenient place to grab those
- There is no need to, I live close to work
- There isn't any.
- There isn't anything available
- There not enough around here, there not close to here
- There's no need to
- There's not really adequate service for anywhere I want to go
- There's only a couple of them in the area. Actually there is only one in my area.
- They are inconvenient for him
- They are not available
- They are not available for where I am going
- They are not available to go where I need to go
- They are not available; too far to get to
- They are not close by there is no bus stop close by and no sidewalks
- They are not here; I'm in a wheelchair

- They are really not available in our area
- They aren't any routes that go to my work
- They don't come anywhere near me.
- They don't connect to the area that I have to go to
- They don't go to my job
- They don't go where I need to go in the time I need to go there.
- They don't run that often and don't go everywhere we need to go
- They don't travel where I need to go
- They're not available
- They're not available
- They're not available
- They're not convenient for me, it's easier to drive
- They're not convenient for where we shop, don't see many busses. If public transportation could get me to work I'd use it
- They're not convenient they're not close enough it's a 20 minute drive or more to the closest train station
- They're not convenient, I'm too independent buses don't fill my needs, trains aren't effective unless you go to DC
- They're not here
- Thought about using train to go to DC, didn't want to be limited in time frame to come. Leaves a certain time and comes back.
- To get a bus or train means we'd have to go half way to work and if you have to go half way you might as well go all the way
- Too many people, don't like people
- Too slow
- Train stations too far away and expensive and buses inconvenient
- Trains didn't run from one place to another, and buses do not give flexibility to leave work late
- Trains don't take me where I need to go no direct bus routes between home and work
- Trains I don't really go to those places, DC or Baltimore. I don't travel those areas and where I have relatives they don't have buses and it's easier for me to get in my truck and drive
- Travel long distances
- Used to when young has to use car
- Uses cars more convenient
- Usually work is only 5 minutes from home, going out of town we use our private car
- We don't have a train in our area and the bus schedule isn't conducive to my work schedule
- We don't have any
- We don't have bus and train service here
- We don't have buses and trains in my area.

- Well because I m 70 years old and we just don't
- Well we have had illness in the family and if I take the car its wheelchair accessible and that is easier than the train.
- Where I live there is no such animal
- Work few miles from home car more convenient
- Wouldn't be worth it because close enough

Question 27: What type of transportation improvements do you think should receive the highest priority for funding? Should the priority be to...? Other:

- All of the above, improve what they have first
- All of the above.
- Build highways
- Carpooling lanes and encouragement
- Expand existing roads
- Gas taxes should be paid at the pump, into car insurance.
- Give Cecil County attention to build transit here
- Highways
- Improve the existing roads we already have
- Improve what they have now and consider what is going to happen
- More police on the highway
- More variety of transit - in all areas, both old and new
- Planning ahead
- Planning for new areas
- Pump more money into Amtrak
- Take care of all of it
- Take the to lower gas prices
- Train lines expanded or more frequent bus routes more bus routes

Question 28: In thinking about safety, what do you think is the most common cause of traffic crashes in our region? Would you say....? Other:

- Alcohol
- Alcohol and drug use while driving
- All
- All of the above
- All of the above
- All of the above
- All of the above
- All of the above
- Cell phone
- Cell phone on talking
- Cell phone use while driving
- Cell phones
- Cell phones
- Cell phones
- Cell phones
- Cell phones
- Cell phones cause more accidents or near accidents
- Combination of cell phone and speeding
- Combination of speeding and poor roads.
- Combination, first it's the awareness of the driver
- Congestion combined with speeding
- Drivers on cell phone
- Drunk drivers
- Drunk driving
- I think it is cell phones
- Illegal immigrants without license
- Inattentive driving
- It's combination of poor driving and speeding or doing other things
- Kids are driving to young
- Lack of education, poor driving habits, not paying attention
- More traffic lights
- People don't pay enough attention, stupidity
- People not paying attention
- People on cell phones inattentive people
- People talking on cell phones while driving
- People talking on telephone
- People using cell phones

- Poor design and poor condition of roads are equal
- Poor driving
- Stupid women putting makeup while driving
- Stupidity!
- Talking on the cell phone
- Teenage drivers and men
- Teenage drunk driving
- Too many young kids on the road

Question 30: Could you please tell me why you do not walk in your area?

- A lot of people have dogs not on leashes, no bagging
- Age
- Area is linked by major highways that can't be walked along
- At night when it gets dark it's not safe
- Bad leg/heart/eyes
- Because I am crippled
- Because I don't like walking in Wilmington period
- Because I drive everywhere I go
- Because I have severe arthritis
- Because I live on a highway
- Because I'm young
- Because I've had a hip replacement. I do a lot of gardening and don't have energy for walking.
- Because it is unsafe, there are no sidewalks and the roads provide no view for safety
- Because my husband worries that I'm not safe walking around the area
- Because of my age
- Because of the heavy traffic
- Because of the traffic and you're walking on the side of the road and there is not that big of an area
- Because the distances are too great
- Because there are no sidewalks
- Because there are not all of sidewalks.
- Because there aren't any sidewalks
- Because there is no sidewalk and it is an isolated area and I would be very vulnerable to being hit by an automobile. There is a lot of speeding and the roads are not in good condition.
- Because we don't have sidewalks
- Because we live on a two lane county road with no shoulder and no where to walk to. We are like 12 miles out of town.
- Because where I'm going is farther than I want to walk
- Busy highway, wouldn't be safe. To walk, we need to drive to get there
- Country road with only one lane each way, walking by the woods or in a ditch
- Crazy neighbors
- Crime
- Crossing 3 and 4 lane intersections, Kirkwood highway there are 6 lanes. So many major roads that it's scary cross the street. Neighborhoods are fine, but outside of that major roads, even close to the Wilma co
- Danger due to society
- Dangerous no side walk

- Disabled
- Disabled
- Do not feel safe
- Dogs
- Dogs
- Dogs poop everywhere
- Dogs scare me
- Don't feel safe
- Don't go walking
- Don't have time
- Don't have time
- Don't need too
- Drivers are crazy in my area to much speeding
- Dump trucks
- Ever since they did a crackdown on drugs in Wilmington, the drugs have come here
- Everything is just too far away
- Feel unsafe, no sidewalks around here.
- For reasons other than safety. I'm not motivated.
- Health
- I do not feel safe because there is no place to walk - no sidewalk and no designated pedestrian walkways - I have to sometimes walk in a ditch where I live
- I do not need to
- I do walk but there are no sidewalks and crosswalks and I feel safe for now
- I do walk but there are no sidewalks and crosswalks no street lights but I still feel safe
- I don't feel safe
- I don't feel safe after a certain time in the evening
- I don't have to
- I don't like to walk on the roadway, there's no sidewalk,
- I don't need to walk in my area and there's no place to go
- I don't walk in any area
- I don't walk.
- I exercise at a gym so no need to just walk around I walk there
- I have a bad hip
- I have a heart condition and can't walk because of health
- I have a treadmill and I'm retired
- I have nerve damage
- I have no problem walking
- I just don't like to walk

- I live in a very rural area there are no sidewalks and that mean walking on the road with no sidewalks around windy curves
- I live in farm country no reason to walk
- I live in rural area, no reason to walk
- I live out in the country I walk on my own property
- I live right on route 40
- I never really have the time
- I used to walk but now there is young people and I don't see it as safe anymore.
- I walk but there are no sidewalks
- If I go anywhere I usually get in my truck and drive, I do enough walking at work
- I'm lazy!!! I get in the car to go to the corner store
- Inconvenient
- Injury/health and there are no good side walks
- Inside where I live we have a walking area.
- It has to do with other forms of exercise being better for me.
- It is a rural area; the roads are back roads without sidewalks.
- It's farms, no where to go
- It's necessary because of the sidewalks, but like crime and stuff
- It's not a safe feeling to walk around
- It's not convenient.
- Just don't walk period
- Just too tired to walk in my area
- Just work and have a car and everything's close.
- Lazy
- Lazy
- Lazy
- Less then three weeks away from total knee replacement.
- Live in the country, too rural to feel safe walking
- Location
- Mainly because there is no place to walk
- My own health
- Neighborhood has no sidewalks
- No crosswalks or sidewalks
- No crosswalks or sidewalks in my area
- No need
- No place to walk or ride bikes, strictly roads
- No place to walk to
- No place to walk to all residential
- No reason

- No road shoulder
- No sidewalk
- No sidewalk or shoulder and a lot of traffic.
- No sidewalks
- No sidewalks
- No sidewalks
- No sidewalks
- No sidewalks or crosswalks or street lights
- No sidewalks. Ten miles from nearest city.
- No sidewalks-all country
- No time to walk
- Not enough connection on sidewalks
- Not enough light
- Not enough sidewalks.
- Not in subdivision
- Nowhere to go. No pedestrian cross walks. Too many highways. No bike lanes
- On a back road, no sidewalks or shoulders
- People are there. I don't like people
- Physical problems
- Pretty much I live in the inner city I prefer to drive in the inner city
- Private property
- Private road neighbor is psychotic
- Problems with my legs
- Rural area no need
- Rural area no sidewalks and no room to put them in
- Sidewalks need repairs. It's not safe to walk by myself. Too many new people in the area.
- The living is different, I've lived here 84 years, gangs walk by, children it's noisy, I'm across from the park, too much noise goes on, it's difference in living here it was more quiet, now it's hustle bustle, and yelling, I'm not used to it
- There are no passes unless you walk on the shoulder.
- There are no sidewalks
- There are no sidewalks in my area
- There are no sidewalks in rural Cecil County
- There are no sidewalks or crosswalks here
- There are no sidewalks, street lights, crosswalks, very dangerous
- There are no sidewalks.
- There is no place to go. It's open space and everything is so far away.
- There is no place to walk beside on the road
- There really isn't anywhere I want to go and I'm not familiar with the neighborhood.

- There's just no place to walk
- There's no place even get off on the side of the road if a car would come
- There's nowhere to walk, I'd have to walk in the road or ditch, there's no sidewalks
- Too healthy for me, I'd rather drink at home
- Too lazy
- Too many dogs and no sidewalks
- Too much going on
- Too much traffic
- Too much traffic.
- Too old
- Traffic
- Walk all day long @ work
- We are rural just country roads
- We don't have a sidewalk and there is no enforcement on the road
- We don't have any sidewalks
- We don't have sidewalks basically
- We don't have sidewalks.
- We have a lot of house building going on in my community and it's not ready for walking.
- We have no crosswalks just roads
- We have no sidewalks or crosswalks
- We have no sidewalks or crosswalks in my area. Also we have a sex offender one half mile from house
- We live in a development and people think it is the Indy 500 animal & human are not safe
- We live on a two lane road with no shoulders--absolutely no room for walking
- We live out in the country, I just don't walk around in my yard
- Well I live very close to Kirkwood highway I would walk or bike but I am terrified of getting hit
- Where I live there's a lot of traffic, there aren't places to walk
- With crime rate, it's not safe to go out there by yourself
- You have to walk into the street and the fences are up to the street

Question 32: Could you please tell me why you do not bicycle in your area?

- Age
- All the roads, there's not many bicycle-friendly shoulders; you take your life in your hands
- All we have is the shoulder of a major highway cars are going by you 60 miles per hour
- Arthritis
- Arthritis.
- Bad knees doesn't bike
- Basically there are no bike lanes, the roads are very narrow
- Because I am crippled
- Because I can't due to Parkinson's disease
- Because I don't bicycle, I don't feel that confident because there aren't bicycle lanes
- Because I don't bike
- Because I don't have a bike
- Because I don't have a bike and I'm 64
- Because I don't need a bike
- Because I don't own a bike
- Because I don't ride a bike
- Because I have a car.
- Because I live near a busy intersection and I have young children. I don't think you could make me feel safe enough for me to think it was appropriate to bike with them.
- Because I live on a highway
- Because I walk and don't own a bike
- Because I'm not motivated to.
- Because I'm over 80 years old
- Because I'm too old
- Because it isn't safe--there are no shoulder/lanes for biking
- Because of age I am not cycling
- Because of my age
- Because of the traffic
- Because of twisty touchy roads where people drive fast it's very unsafe
- Because there are no bicycle paths
- Because there are no bike lanes and I don't trust the drivers
- Because there are no bike lanes and it is amazing because my relatives have bike lanes and parks with bike paths in Houston Texas
- Because there are no lanes.
- Because there are no safe ways to bike
- Because there are not enough safe routes to use
- Because there is no place to leave the bike
- Because there is no place to ride my bike lane or route you just go with the traffic

- Because there is no safe place to ride there are no bicycle lanes in our area
- Because there is not enough area there are small streets and sidewalks
- Because there is nowhere to ride my bike safely
- Because there's not enough biking roads for me to bicycle on. And it's a hilly area.
- Because there's nowhere to bike
- Because you have to ride on the roads.
- Bikes at the beach
- Cannot ride a bike
- Cars go so fast you can't get out of the road fast enough
- Disabled
- Disabled
- Do not bike
- Do not have a bicycle
- Do not own one
- Do other exercises don't bike
- Doesn't own a bike
- Doesn't ride bicycle
- Don't bicycle
- Don't bicycle at all
- Don't bike
- Don't bike
- Don't bike
- Don't bike
- Don't bike
- Don't bike
- Don't bike anyway
- Don't even have a bike
- Don't go bicycling
- Don't have a bicycle
- Don't have a bicycle
- Don't have a bicycle
- Don't have a bicycle and I'm too old
- Don't have a bike
- Don't have a bike
- Don't have a bike
- Don't have a bike
- Don't have a bike
- Don't have a bike
- Don't have a bike

- Don't have a bike and no lanes
- Don't have a shoulder. Speed limit is too dangerous
- Don't have time
- Don't know how to ride a bike
- Don't know how, no places to ride anyway
- Don't like people, I'm fat
- Don't like to bicycle
- Don't own a bike
- Don't own a bike
- Don't own a bike
- Don't own a bike
- Don't own a bike
- Don't own bicycle
- Don't ride a bike period
- Don't want to ride my bike
- Don't want to, not enough lanes, even to go to shopping centers
- Everything's close and I have a car.
- Feel tired when I get out of work
- For the same reasons as not walking-roads are not in good condition and speeding automobiles
- Four years ago I had some injuries resulting in four pelvic fractures. It has left me unable to do bicycling to any extent.
- Gave up biking because of age
- Go to the gym to exercise on the bike
- Health
- Health condition
- Health reasons
- Health reasons
- Heart condition and health
- I am too old
- I do have a bike, mainly it's time, I'd only bike in my neighborhood, I have two young kids, limited time
- I do not bicycle
- I do not feel safe
- I do not have a bicycle, I walk instead
- I do not own a bike
- I do not own a bike
- I do not ride a bike
- I do not ride a bike. I am 75

- I don't
- I don't bicycle
- I don't bicycle at all
- I don't bicycle at all
- I don't bicycle because I am a senior
- I don't bicycle.
- I don't bicycle.
- I don't bicycle.
- I don't bike
- I don't bike
- I don't bike at all
- I don't bike in general
- I don't bike.
- I don't even have a bike
- I don't feel safe
- I don't have a bicycle
- I don't have a bicycle
- I don't have a bicycle.
- I don't have a bike
- I don't have a bike
- I don't have a bike
- I don't have a bike
- I don't have a bike
- I don't have a bike
- I don't have a bike
- I don't have a bike
- I don't have a bike
- I don't have a bike
- I don't have a bike, I walk my dog in my neighborhood
- I don't have a bike, there are no safe places anyway
- I don't have a bike.
- I don't have a bike.
- I don't have a bike; back injury.
- I don't have a bike; I'm too old
- I don't have a place to ride my bike
- I don't know how to ride a bicycle
- I don't know how to ride a bicycle
- I don't know the area and I don't have a bike.
- I don't like the heat

- I don't like to bicycle
- I don't like to ride a bicycle
- I don't own a bike
- I don't own a bike
- I don't own a bike
- I don't own a bike.
- I don't own a bike.
- I don't ride
- I don't ride a bike
- I don't ride a bike
- I don't ride a bike.
- I don't ride a bike.
- I don't ride bikes
- I don't use a bike
- I don't want to
- I don't want to ride anymore
- I go to a park type systems to ride my bike. Plus I have a flat tire
- I have a bad leg
- I have a fake hip, no bike, and it's not safe
- I have heart attacks so it's a health issue
- I have no need
- I have other modes of transportation and other modes of exercise
- I hurt my back and don't ride my bike as much
- I just don't bicycle
- I just don't bicycle
- I just don't bicycle that often
- I just don't bike
- I just don't bike at all
- I just don't bike in general
- I just don't do it anymore. For the past year and a half I have been laid up because of knee surgery. It's not because I don't feel safe
- I just don't like to bicycle
- I just don't ride bicycles
- I just never got into biking
- I just walk. Don't want to ride a bike
- I never learned to ride
- I would get kill
- If we lived further away from the UMD campus we would
- I'm 75 years old I don't ride a bike

- I'm 87 years old, I can't bike
- I'm 91 years old
- I'm an old codger, I would fall off
- I'm old, it's not a recreation I participate in, bicyclists are some of the most dangerous people on the road
- I'm too lazy, just don't do it
- I'm too old
- Inconvenient
- It's all sidewalk, I'm not a bicyclist, I just don't feel safe
- It's not something I do.
- It's really not safe. I'm older and I would not go out and go on this road where there's speed and no place to get to.
- Just because there is no place to ride unless you are on a route or a major highway
- Just do not ride bikes anymore
- Just don't bike
- Just don't bike
- Just don't bike at all ride a motorcycle
- Just don't do it
- Just don't ride a bike any more
- Just don't want to
- Just no place to walk or bike! It's right on the road.
- Just not a hobby
- Just not safe
- Just not something I care to do
- Knees bother me; too old
- Lack of facilities
- Lack of safe places to do it
- Lack of time
- Lazy
- Mainly I don't bike because of speeding
- My husband has given away or sold all my bikes. I don't ride them anymore.
- Nerve damage to my legs
- New port road has no bike lane
- No
- No adequate bike lanes
- No adequate space unless out side of city
- No bike
- No bike
- No bike

- No bike
- No bike
- No bike
- No bike
- No bike at all
- No bike lanes
- No bike lanes
- No bike lanes
- No bike lanes and I do not have a bike.
- No bike lanes and it isn't safe
- No bike lanes force me to go to Delaware to bike
- No bike lanes in my area
- No bike lanes or shoulders and a lot of traffic.
- No bike lanes or sidewalks, road unsafe
- No bike lanes, back road
- No bike lanes, have to use shoulder of roads, which are unsafe
- No bike lanes, no close place to go
- No bike lanes, not very well lit and I don't think drivers are used to watching out for bikes.
- No bike people drive too fast in the area--too much speeding
- No bike.
- No bike.
- No biking
- No interest
- No interest in it
- No lanes
- No lanes
- No lanes
- No lanes limited, routes not safe been pushed off by cars
- No lanes or routes to ride a bicycle
- No need
- No need
- No paths.
- No place but out in the road
- No place to access that I could go to
- No place to ride a bike. Need in the road.
- No place to ride my bike besides back roads and people still speed on the back roads
- No places to bike, no paths
- No places to ride or walk outside of town limits. Outside of town limits is forgotten.

- No reason
- No safe areas to ride
- No side walks don't bike much or very often
- No sidewalks
- No sidewalks and just enough for 2 cars
- No sidewalks rural but within town limits
- No time
- No time for bike
- No where to ride safely
- Not a bike rider
- Not a lot of places to bike safely
- Not a rider...but if I did the streets are not careful to others I have lost two dogs due to speeding and I feel as if it is unsafe for children as speeding is bad
- Not adequate bicycle facilities unless you hit the country roads not safe bicycle facilities no where to ride and I don't ride anyway
- Not adequate room
- Not big on bikes
- Not enough ramps and paths
- Not enough safe lanes to ride in
- Not safe for my kids or me.
- Not something that I do. There are no safe places
- Nowhere to go.
- Nowhere to ride but in the middle of the road
- Older... Sold bike
- Only bike to places close by
- Our area is very congested; you don't feel safe riding in the street with the cars
- Out in the country no need
- People aren't careful
- People don't pay attention and there biking lanes to go in
- Physical limitations
- Physical problems
- Pregnant
- Refuse to labor
- Roads to narrow with speeders and no sidewalks or lanes
- Safety reasons, it's too crazy.
- Same reason as walking
- Senior citizen
- Sheet flies are terrible at this time of year. I don't have a bicycle.
- Simply no shoulder or area on the road for biking

- Speeding cars, no bike lanes, no room to be able to ride your bike without being in the grass
- There are no bike routes, not where I am, if I did have them I would use them.
- The fact that there is not access for bicycle, people's driving not sharing the road
- There are hardly any places to safely ride a bike
- There are no bicycle lanes
- There are no bicycle lanes
- There are no bicycle lanes until you get down into the pike creek valley
- There are no bicycle lanes; it is basically a highway and too dangerous.
- There are no bike lanes
- There are no bike lanes
- There are no bike lanes
- There are no bike lanes so I don't ride the bike.
- There are no bike paths
- There are no lanes to ride my bike
- There are no lanes, I live in back roads, no shoulders
- There are no places to ride a bike, no paths, lanes
- There are no places to ride safely
- There are no shoulders. Cars too fast
- There are small county roads and people drive too fast and no bike lanes
- There are some bike paths on the shoulder of the road and there are no places to ride safely
- There is no where to ride a bike
- There simply aren't adequate areas to bike safely
- There's no bike area and no crosswalks, it's unsafe
- There's no place to ride safely
- There's no places to do so.
- There's no way you can do it safely because cars will run you over
- There's not areas really to ride
- Too much traffic
- Too hard to do, getting old, not too comfortable on bikes
- Too lazy
- Too lazy
- Too much traffic
- Too old
- Too old
- Too old
- Too old- arthritis
- Very unsafe, no place to correctly ride bikes
- We do not bike in our area because we don't have bike lanes

- We do not have bike routes
- We don't bicycle
- We don't cycle; not our hobby
- We don't have bike lanes and drivers don't like to share the road
- We don't have bikes
- We have no shoulders and no way off the road.
- We have not biked for a few years now, we got out of the biking stage
- We have the shoulder, there are no bike lanes
- Well for one thing I'm getting to old; I have asthma. It's just that I don't want to be riding my bike when my asthma kicks in.
- Were too old
- We're too old.
- Wouldn't get far
- You have to bike in the street--there are no other options

Question 54: Are there other things that the state should do to close the funding gap for transportation?

- 1\$ per person per year as a sur-tax to improve public transport
- A certain cut of lottery money
- A flat tax for everyone
- Adjust salaries more efficient reorganization
- Admission controls
- Better control of the money because there's a lot of things like the river they said they would clean it up and made us pay and it's still dirty. That's why I don't trust the private sector.
- Better design roads and that type of thing
- Better job in letting the public know what is planned for the future.
- Better management and less bureaucracy
- Better planning
- Better spend the money they already have don't need to make everyone happy all the time
- Bigger business should contribute
- Bonds
- Bring more to the people to help with ideas, voice of the public
- Budget money more wisely, instead of deciding to fix roads at end of fiscal year
- Buses on Sundays & later train schedules
- Carpooling
- Change the access that requires using the toll
- Charge out of state drivers more
- Charge out of town people more for tolls.
- Charge to park in certain areas.
- Come down on the developers
- Controlling growth!!
- Corporate penny tax
- Create other transportation businesses
- Cut back on the state highway system work 3 guys on one shovel doesn't work
- Cut the salaries on all the politicians
- Delay projects
- Developing a better bus system, use lottery funds.
- Dig deeper into own pockets first before asking the public
- Don't do the projects
- Eliminate tolls- all vote in the next election
- Eliminate unnecessary projects
- Eliminate wasteful spending
- Enclosures for the bus stops
- Encourage people to car pool whenever applicable

- Encourage private investment in state without encouraging population growth - financial incentives for corporate development to increase tax base
- Evaluate some of the politician salaries and use that money for the state
- Federal funding, state funding
- Find other ways besides raising taxes. Maybe they could get corporations coming into out state to help with transportation costs because they are bringing new people.
- Fire whoever is developing these ideas
- Focus more on older roads than newer roads think it through
- Focus on projects in already developed areas and leave new projects for later
- Forcing workplaces to come up with transportation programs that they've committed to under penalty, i.e., van pools, flex schedules (work fewer days/work from home).
- Fund raisers
- Funding gap would have to be because gas taxes aren't high enough, see that is where the roads come from
- Fundraisers-i.e. festivals
- Gambling in horse tracks-some of the money should go to the roads
- Get rid of all the politicians and get new people thinking.
- Get rid of bush
- Get rid of pork
- Give more incentive to make more buildings and roads
- Give tax credits to corporations to have workers work at home or have a varied work schedule (9-6 instead of 8-5) the problem is simple: we're all on the roads at the same time, so lets fix it
- Go to president bush and tell him to stop giving our money away
- Government should spend the money
- Greater part of existing go to transportation
- Have a close look at it and decide the best way to do it.
- Helping out with the school buses the choice program, help by carpooling or I am willing to pay taxes to help with school buses.
- Higher insurances rate for those who caused accidents due to speeding. Developers should have to pay a fee to improve the road system
- I believe that there should be more active patrols on the road, and the fines that are against individuals should go back into improving roads
- I don't know how, ask for donations
- I don't think there's a thing they can do, with exception of putting more people in the car that's traveling
- I think in our development they spend an awful lot of money on redoing curbs and gutters
- I think it could be done more efficiently. Less people leaning on their shovels and more people using them.
- I think that the developers should be responsible for their own impact. They should make their roads to hold up to new traffic increases.

- I think the decision should be more than just one person, maybe have a committee instead
- I think the state could manage money better overall
- I think there is one other thing they could do in Cecil County they should enforce the law when people move into Cecil County people should change their vehicle license tags and license plates to Cecil County if they raise taxes we will need more troopers on the road to enforce the laws and ease congestion and accidents because people would drive better
- I think they should be not so free sometimes but I don't know how they could close the gap
- I thought the state of Delaware had surpluses in the treasury. It could possibly be used to improve the transportation situation.
- I would rather see more trains available
- I'd rather it come from their current funds. I haven't give much consideration to this issue.
- If more people would ride trains and busses it would decrease congestion on the road
- Impact fees on developers
- Impose tighter rules on air pollution
- Increase everything as slightly as possible
- Increase tax revenue benefit, tax incentive for private sector investing
- Increase traffic fines ex-dui reckless drives increase licenses fees
- Involve more business organizations and communities and non-governmental organizations
- Just use the money more wisely
- Learn how to balance the budget,
- Legislators should try harder
- Let the private sector do what it does best
- Look at the bridge toll to get in and out Cecil County get it out
- Lower elected officials salaries
- Lower gas prices
- Lower gas tax
- Lower salaries of public officials
- Major development projects, the developer should pay a certain amount/ have a ratio of profit to equal a tax or a fee
- Make a decision
- Make developers pay
- Make sure they're doing the right thing with the money
- Make the developers who develop the areas pay for the improvement since they cause the congestion
- Mange money more wisely
- Maybe a dollar on everyone's income tax
- Money over sea to come back and help in there state
- Money used for, insurance, upkeep, gas could be used if convenient to take that transportation
- More buses that run later

- More effective about spending money eliminate waste
- More effective project management
- More efficient construction
- More knowledge about what is being spent.
- More money in transportation, less in other misc. Stuff
- More taxes
- More taxes on alcohol and tobacco.
- More tolls to surrounding states for visitors.
- Move the toll booth from Kennedy closer to the Delaware line.
- Municipal bonds
- Need to have potholes fixes more lanes fines raised motorcycles loud
- No
- No men and no teenage drivers
- No stupid projects- sidewalks on major roads that no one walks on money going to each district for roads eliminated-go to transportation system needs in state
- No there isn't
- None
- None other than increase rail transportation
- Not taxes, they could reduce the amount of state and county employees, people infrastructure is bloated, cut personnel expenses
- Nothing
- Oil and gas companies should pay. Legislatures need to not vote themselves raises.
- One employee that buys power ball each week for the tax dollar
- One project at a time, road projects, go on for years
- Oversee expenditures and keep building road to no where
- Perhaps they could provide incentives to use public transportation so they would not have to depend on automobiles
- Plant a big marijuana farm and use the tax money
- Politicians should quit giving themselves pay raises every year.
- Pre plan things in advance
- Prioritize properly
- Prioritize the budget
- Publicity- making it more conducive to riding public transit than driving.
- Pure transit services have a lot of issues with scheduling fix schedules and routes be more conservative with wages gas and operation cost, seems like they are wasting money and not doing it effectively
- Put a tax on SUV's
- Put more funding into the rural areas- maybe we could actually get to the cities more often
- Put reinvestment burden on the commercial sector such as Amtrak or greyhound without passing that onto the public by raising ticket prices.

- Putting more impact fees on developments, give up land for SS lanes.
- Quit being wasteful of the tax payers money
- Quit making speed limit signs. We know the speed limit, and the signs don't any difference anyway.
- Quit wasting money and eliminate cronyism.
- Railroads back the way they used to be
- Raise prices and you won't have to worry about it
- Raise taxes
- Raise taxes
- Raising taxes aside form gas tax
- Re prioritize
- Redirect income tax revenues towards transportation.
- Reduce the # of new developments
- Reduce the governments overhead and make better use of money.
- Reexamine what their doing
- Re-look at Para-transit services
- Road projects are a waste; too many people not working; needs better supervision.
- Sign contracts with contractors that include bonuses and penalties, finish late= penalty, finish early=bonus
- Slot machines to fund public works
- Small toll on HOV lanes. There's a stretch of 495 that goes along the river and would be a wonderful route to go to Philadelphia, perhaps a toll on a HOV lane going through Wilmington.
- Some of the highways are not needed, use the money elsewhere
- Spending money wisely.
- Start using money marker for transportation for transportation
- State needs to tax developers more
- Stop building bridges and highways
- Stop highway development
- Stop worrying about it and do it, the longer it take the more expensive it gets
- Substantially increase fines for moving violations and for environmental violations.
- SUV drivers should be more for driving
- Take a cut in salary
- Take money confiscated during illegal activities and give that money to the state. Also increase fines for illegal activities such as prostitution, drugs, not paying child support, not adhering to stop signs.
- Take some of the pork barrel out of their budgets
- Take the budget and change things we don't need to be done
- Take the money from the rich

- Take the salary and expenses out of the trust fund for transportation employees and take it out of the general fund remembrance the trust fund for the years that they paid the personal support that way they would have more funds
- Tax alcohol and tobacco more and use that money for transportation
- Tax cigarettes, tax liquor, tax and legalize marijuana
- Tax schools
- Tax SUV's and hummers
- Tax the ford dealer
- Taxes, income taxes and property taxes
- The country raised out property tax.
- The first thing they need to do is limit construction without infrastructure. They need to understand what's happening and react to it instead of just jumping in and doing something.
- The reason why I say this I think the state and government have plenty of money and are trying to pull the wool over your eyes
- The roads should be widened and make more turn lanes; the roads are terrible
- The transportation service needs to manage their money better
- There should be more maintaining railroad problems
- They can cut back on money funneled into the prisons.
- They could not fund pork barrel junk and put the money into more important projects
- They do an expensive project, and when you drive on it doesn't make any sense. It seems that it wasn't that much of an improvement.
- They might want to do something with new caste airport
- They need to do more with the lottery money do more putting in the slot machines
- They need to spend their money better and plan better.
- They need to work on the toll issue to get into Cecil County
- They ought to set priorities better, spending is out of control, the hole is dug so deep and no one is doing anything about it, I don't support parking lots at schools.
- They should be more intelligent with the planning
- They should make sure it is cost effective and to avoid politics. It's very important for the roads to be taken care of so people can safely travel, especially to and from work
- They should outlaw open containers and get 2.7 billion dollars from the government- they're missing federal funding.
- They should put more burden on the developers
- Think out more detailed plans, channel funds to more important plans, open to public discussion
- Throwing a benefit dinner
- To get the businesses more involved in the transportation problems. They could vary the working hours and offer other options for their employees to make a difference in the transportation problems.
- Toll and ticket and parking meters for funding
- Tolls are probably too low in most places, and registration fees should be raised

- Too many workers not doing anything taking up room
- Traffic lights
- Undertake fewer projects
- Use casino revenue and gambling revenue for transportation
- Use income tax
- Use money from the lottery
- Use some of the money from the Delaware lottery
- Watch the books, get a good auditor and plan carefully
- Water off the highways 6-8 inches on all of the major highways, there needs to be a grading or something that keeps water off the road, to eliminate accidents
- We need more police on the roads for safety, get the people off the road who not obey the rules of the road
- Work harder with everything
- Yes. Transportation funds should be used strictly for roads, not for open space.

Question 64: What would you be willing to do to improve air quality in our region?**Would you ever...? Other:**

- A smaller car
- Air quality comes from not only cars, it comes from other things in the industry
- Canoe or bike
- Cleaner gas
- Consolidating trips, don't drive if you don't have to, put off trips
- Cut down on dependency of cars.
- Drop gas prices
- Educate
- Fine companies polluting the air
- Fireplace use, cut out burning wood use car less
- Get rid of all my gasoline cars to get electric cars
- Hybrid car
- I think they should raise standards, we're too lenient
- I would take public transportation.
- I'm not forced to do anything I don't want to, retired
- Let them plant pine trees along the interstate
- Limit driving
- Limit my driving.
- Limited mobility. It depends on what we are physically able to take.
- Low emission vehicles, drive less, group trips
- Move
- Not use aerosol
- On road construction (insisted on comment)-Delaware starts projects and needs to finish
- Plant more trees
- Stay home
- stop breathing & walk
- Use different products in the home, working longer days and fewer days to reduce driving
- We don't use vehicles
- Work at home

Appendix C: Survey Methodology

Interview Script Development

The original script was developed by DMJM Harris in conjunction with the WILMAPCO staff. The survey went through three rounds of pre-testing where questions were re-ordered to enhance the flow of the survey. Additionally, some questions were removed from the survey to maintain an average interview duration of 18-minutes or less to lessen the burden on respondents.

Sample Selection

Aspen Media and Market Research, a company specializing in phone survey services which conducted the interviewing, purchased a random digit dial sample. Phone numbers of Cecil County, Maryland, and New Castle County, Delaware, residents were randomly selected for interviewing.

An overall quota of 200 completed interviews for Cecil County and 400 completed interviews for New Castle County was set.

Survey Administration

The survey was administered by Aspen Media and Market Research, and the data were recorded electronically using a Computer-Assisted Telephone Interviewing (CATI) system. (CATI is a software program that automatically dials phone numbers, logs dispositions and records responses to completed interviews.) Phone calls were made from May 24 to July 2. This included three nights of pre-testing that resulted in small modifications of the survey instrument (question deletion or reordering the questions). A majority of the interviews was completed during the evening hours, although calls were made on the weekend and during weekdays also. All phone numbers were dialed at least three times before replacing with another number, with at least one of the attempts on either a weekend or weekday. The dispositions of the numbers dialed during the survey are listed in the table on the following page.

A total of 6,395 phone numbers were dialed during the survey administration. Some of these numbers are considered ineligible for the survey. (Disconnected, fax/data line or business phone numbers were not included as eligible households. For 2,683 phone numbers where the eligibility status of the household was unknown, 56% were estimated to be eligible. This proportion was assumed to hold for those households not contacted, or where the household refused, and therefore prevented knowing the eligibility status, and only 56% of these numbers were included in the final response rate calculation.) Of the approximately 2,908 households called, 600 completed interviews providing a response rate of 21%. Approximately 713 households refused the survey.

Disposition of all Numbers Called	
Complete	600
Partial	0
Refusal	612
Household-level refusal	0
Respondent never available	501
Language problem	126
Always busy	61
No answer	2,608
Call blocking	14
Out of sample - other strata than originally coded	48
Fax/data line	361
Disconnected number	778
Cell phone	10
Business, government office, other organizations	440
Quota filled	0
Other	13
Total phone numbers used	6,395
I=Complete Interviews	600
P=Partial Interviews	0
R=Refusal and break off	101
NC=Non Contact	501
O=Other	206
e ¹ =estimated proportion of cases of unknown eligibility that are eligible	56%
UH=Unknown household	2,683
UO=Unknown other	0
Response Rate ²	21%

Confidence Intervals

It is customary to describe the precision of estimates made from surveys by a “level of confidence” (or margin of error). The 95 percent confidence level for the survey is generally no greater than plus or minus four percentage points around any given percent reported for the entire sample (600 completed interviews). For each county from the survey, the margin of error rises to as much as plus or minus 7% for a sample size of 200 (in smallest) to plus or minus 5% for 400 completed surveys (in largest). Where estimates are given for sub groups, they are less precise. Generally the 95% confidence interval is plus or minus five percentage points for samples of about 400 to 10 percentage points for samples as small as 100.

¹ Estimate of e is based on proportion of eligible households among all numbers for which a definitive determination of status was obtained (a very conservative estimate).

² The response rate was calculated as $1/((I+P) + (R+NC+O) + e(UH+UO))$.

Data Weighting and Analysis

The demographic characteristics of the survey sample were compared to those found in the 2000 Census estimates and other population norms for both Cecil County and New Castle County and were statistically adjusted to reflect the larger population when necessary. Additionally responses to the survey were weighted by county to match the percent of the total population of the two counties combined that each of the counties makes up. The results of the weighting schemes are presented in the following table. The variables listed in the table were the ones by which survey results were weighted.

New Castle County Citizen Survey Weighting Table			
Characteristic	Percent in Population		
	Population Norm*	Unweighted Data	Weighted Data
Sex and Age			
18-34 years of age	33%	13%	31%
35-54 years of age	40%	41%	42%
55+ years of age	27%	46%	27%
Female	52%	56%	52%
Male	48%	44%	48%
Females 18-34	17%	6%	16%
Females 35-54	21%	23%	21%
Females 55+	15%	27%	15%
Males 18-34	16%	7%	15%
Males 35-54	20%	18%	21%
Males 55+	12%	19%	12%
Race and Ethnicity			
White	74%	81%	74%
Non-white	26%	19%	26%

* Source: 2000 Census

Cecil County Citizen Survey Weighting Table

Characteristic	Percent in Population		
	Population Norm*	Unweighted Data	Weighted Data
Sex and Age			
18-34 years of age	30%	16%	29%
35-54 years of age	44%	41%	43%
55+ years of age	27%	43%	28%
Female	51%	61%	50%
Male	49%	39%	50%
Females 18-34	15%	9%	14%
Females 35-54	22%	25%	22%
Females 55+	14%	27%	13%
Males 18-34	14%	6%	15%
Males 35-54	22%	16%	22%
Males 55+	13%	17%	14%
Race and Ethnicity			
White	94%	88%	94%
Non-white	6%	12%	6%

By County Weighting Table

Characteristic	Percent in Population		
	Population Norm*	Unweighted Data	Weighted Data
Counties			
New Castle	86%	66%	86%
Cecil County	14%	33%	14%

The results were analyzed by National Research Center, Inc. staff using the Statistical Package for the Social Sciences (SPSS). Frequency distributions are presented in *Appendix A: Responses to Survey Questions*.

Appendix D: Interview Script

WILMAPCO PUBLIC OPINION SURVEY

Modified after monitoring
June 8, 2006

Hello, my name is _____ calling from the National Research Center on behalf of WILMAPCO, the Wilmington Area Planning Council. WILMAPCO is a public agency that makes decisions about transportation in New Castle County, Delaware and Cecil County, Maryland. We are conducting a survey tonight about what kinds of transportation improvements are important to you. May I take some of your time to ask you questions about transportation?

- 1) In order to keep our survey representative, I would like to speak to the adult member in your household who most recently had a birthday. Is that you? (IF YES, GO TO Q3. IF NO CONTINUE)
- 2) May I speak with that person please? (REPEAT FIRST PARAGRAPH IF THE BIRTHDAY PERSON IS NOT THE PERSON WHO ANSWERED THE PHONE. IF THAT PERSON IS NOT AT HOME, GET THAT PERSON'S FIRST NAME AND SCHEDULE A CALL BACK)

[PROGRAMMING NOTE: USE SAMPLE BRING-INS FOR STATE AND COUNTY TEXT (CECIL COUNTY, MARYLAND & NEW CASTLE COUNTY, DELAWARE)]

- 3) Are you a resident of Cecil/New Castle County?
 - 1 – Yes (CONTINUE)
 - 2 – No (TERMINATE SURVEY)
 - 3 – Don't Know/Refused (DO NOT READ) (TERMINATE SURVEY)
- 4) To begin with, for how many years have you lived in Cecil/New Castle County or have you lived here all your life?
 - 1 – Under 3 years
 - 2 – 3 to under 6 years
 - 3 – 6 to under 11 years
 - 4 - 11 to under 21 years
 - 5 – 21 + years
 - 6 – All my life
 - 7 – Don't Know/Refused (DO NOT READ)
- 5) Could you tell me how many motor vehicles are in your household?
 - 1 - One
 - 2 - Two
 - 3 - Three
 - 4 – Four or more
 - 5 - None
 - 6 – Don't know/refused (DO NOT READ)

- 6) Looking ahead, what do you think will be the most critical issue facing the region in the next 5 to 10 years? (DO NOT READ RESPONSES. INTERVIEWER MAY ACCEPT UP TO TWO GENERAL ISSUES IN RESPONSE.)
- 1 – The economy
 - 2 – Growth/development
 - 3 - Transportation
 - 4 – Environment
 - 5 – Open space and farmland
 - 6 – Public education
 - 7 – Crime
 - 8 – Affordable housing
 - 9 – Other (SPECIFY)
 - 10 – Don't know/Refused
 - 11 – There are no critical issues
- 7) Transportation in our region consists of roads, buses, trains, sidewalks and bike facilities. How well do you feel the transportation system meets your travel needs? Would you say very well, somewhat well, not too well, or not at all?
- 4 - Very Well
 - 3 - Somewhat Well
 - 2 - Not Too Well
 - 1 - Not at All
 - 5 – Don't know/Refused (DO NOT READ)
- 8) Thinking about the means of transportation that are available to you, would you say that you have many different means of travel to choose from such as auto, mass transit, biking and walking to meet your travel needs or would you say that you have very few options to choose from?
- 1 - Many Different Options
 - 2 - Very Few Options
 - 3 – Somewhere in Between (DO NOT READ)
 - 4 – Don't know/Refused (DO NOT READ)
- 9) What types of transportation would you like access to that you do not have available now? (PROMPT IF NEEDED bus, train, auto, bike, walk) (RECORD ALL RESPONSES)
- 1 - Bus
 - 2 - Train
 - 3 - Auto /Car
 - 4 – Bicycle
 - 5 – Walk
 - 6 – Other (DO NOT READ) (SPECIFY: _____)
 - 7 – Don't know/Refused (DO NOT READ)
 - 8 – None, I have access to all I need (DO NOT READ)

- 10) What do you think is the biggest transportation problem facing Cecil/New Castle County today? (RECORD ONE RESPONSE – DO NOT READ LIST)
- 1 - Congestion
 - 2 - Over development
 - 3 – Condition of roads
 - 4 – Limited public transportation
 - 5 – Lack of funding for transportation
 - 6 - Aging population
 - 7 – Cost of travel
 - 8 – Pollution
 - 9 – Other (SPECIFY: _____)
 - 10 - Don't know/Refused
 - 11 – None, there really isn't any transportation problem (DO NOT READ)
- 11) How serious would you say is the problem of traffic congestion in your area ---very serious, somewhat serious, or not too serious?
- 3 - Very Serious
 - 2 - Somewhat Serious
 - 1 - Not too serious
 - 4 - Don't know/Refused (DO NOT READ)
- 12) In general, how often do you find yourself in traffic congestion when you go to work? Would you say most of the time, sometimes, rarely or never?
- 4 – Most of the time
 - 3 - Sometimes
 - 2 - Rarely
 - 1 – Never (GO TO Q 14)
 - 5 – I don't travel to work (GO TO Q 14)
 - 6 - Not sure/Other/Refused (DO NOT READ)
- 13) Which of the following have you done to avoid traffic congestion to and from work? Have you ever...?(CHECK ALL THAT APPLY)
- 1 – Changed the time you leave
 - 2 – Changed the route you take
 - 3 – Changed jobs
 - 4 – Changed where you live
 - 5 – Worked from home
 - 6 – Used carpools or vanpools
 - 7 – Taken a bus or train
 - 8 – Walked or biked
 - 9 – I have never made any changes to avoid congestion
 - 10 – Other (DO NOT READ) (SPECIFY: _____)
 - 11 – Don't Know/Refused (DO NOT READ)

14) What type of public transportation have you taken in the past year? Have you taken DART buses, SEPTA, MARC, The Bus, the Department of Aging buses, Amtrak (Cecil County) DART buses, SEPTA, MARC, UNICITY, Amtrak (New Castle County) or have you not used mass transit? (RECORD ALL RESPONSES)

1 – DART buses

2 – SEPTA trains

3 - MARC

4 – The Bus (Cecil County ONLY – hide for New Castle County)

5 – Department of Aging buses (Cecil County ONLY – hide for New Castle County)

6 – UNICITY (New Castle County ONLY – hide for Cecil County)

7 - Amtrak

8 – Other (SPECIFY: _____)

9 – I have not used mass transit in the past year (GO TO Q16)

10 – Don't Know/Refused (GO TO Q16)

Note: "The Bus" is one of the Dept of Aging buses – they want to see which term people are most familiar with (4 or 5). They are both only for CC

15) What has been your destination when you've used public transit?
(IF NECESSARY, for example, going to work, shopping, school?)

(CHECK ALL MENTIONED)

(IF RESPONDENTS ARE ASKED THIS QUESTION THEN, DO NOT ASK Q16,
SKIP TO Q17)

1 - Work

2 - School

3 - Shopping

4 – Personal appointments

5 – Visiting

6 – Recreation/entertainment

7 – Other (SPECIFY: _____)

8 – Don't know/Refused (DO NOT READ)

16) Could you please tell me why you do not use buses and trains in your area? (RECORD ALL RESPONSES)

1 – SPECIFY: _____

2 – Don't Know/Refused (DO NOT READ)

17) Now, I'd like you to think about development in Maryland/Delaware and how it has affected transportation. Would you say there was a great deal of planning, about the right amount of planning, or not enough planning between development and transportation?

1 - Great Deal of Planning

2 - Right Amount of Planning

3 - Not Enough Planning

4 – Depends (DO NOT READ)

5 – Don't Know/Refused (DO NOT READ)

18) Next, I am going to read you a list of issues that we are facing in Maryland/Delaware. For each please tell me if you think it is a critical issue, an important issue or not very important. What about..?

Reducing traffic congestion on roads and highways? Do you think it is a critical issue, an important issue or not very important?

- 3 - Critical Issue
- 2 - Important Issue
- 1 - Not very important issue
- 4 – Don't know/Not sure/Refused (DO NOT READ)

19) Improving the public transportation system - bus and train service?

- 3 - Critical Issue
- 2 - Important Issue
- 1 - Not very important issue
- 4 – Don't know/Not sure/Refused (DO NOT READ)

20) Revitalizing existing communities and downtowns?

- 3 - Critical Issue
- 2 - Important Issue
- 1 - Not very important issue
- 4 – Don't know/Not sure/Refused (DO NOT READ)

21) Improving facilities for biking and walking? Do you think it is a critical issue, an important issue or not very important?

- 3 - Critical Issue
- 2 - Important Issue
- 1 - Not very important issue
- 4 – Don't know/Not sure/Refused (DO NOT READ)

22) Cleaning up the environment?

- 3 - Critical Issue
- 2 - Important Issue
- 1 - Not very important issue
- 4 – Don't know/Not sure/Refused (DO NOT READ)

23) Managing growth and development?

- 3 - Critical Issue
- 2 - Important Issue
- 1 - Not very important issue
- 4 – Don't know/Not sure/Refused (DO NOT READ)

24) Preserving open space and farmland?

- 3 - Critical Issue
- 2 - Important Issue
- 1 - Not very important issue
- 4 – Don't know/Not sure/Refused (DO NOT READ)

- 25) Now I'm going to read to you three statements about the connection between Cecil/New Castle County's economy and the transportation system - meaning the roads, buses, and trains. Please tell me which statement comes closest to your own view.
- 1 - Statement 1: The transportation system in Cecil/New Castle County is basically as good as it needs to be in order to maintain economic growth.
 - 2 - Statement 2: The transportation system in Cecil/New Castle County needs some minor changes and investments.
 - 3 - Statement 3: The transportation system in Cecil/New Castle County needs some major changes and investments.
 - 4 - Don't know/Refused (DO NOT READ)
- 26) Given that transportation dollars are limited in Maryland/Delaware, what should the state's highest priority be? Should the state's highest priority be to improve transportation facilities in towns and cities or to construct new facilities in developing areas?
- 1 - Improve existing transportation facilities
 - 2 - Construct new transportation facilities in developing areas
 - 3 - Not sure/Other/Refused (DO NOT READ)
- 27) What type of transportation improvements do you think should receive the highest priority for funding? Should the priority be to...? (RECORD ONE RESPONSE)
- 1 - Maintain and repair the existing transportation system
 - 2 - Build more roads and highways in developing areas
 - 3 - Provide more options such as transit, walk or bike
 - 4 - Increase safety for all travel options
 - 5 - Use technology to improve the transportation system
 - 6 - Other (DO NOT READ) (SPECIFY: _____)
 - 7 - Not sure/Refused (DO NOT READ)
- 28) In thinking about safety, what do you think is the most common cause of traffic crashes in our region? Would you say....? (RECORD ONE RESPONSE)
- 1 - Congestion
 - 2 - Poor design of roads
 - 3 - Poor condition of roads
 - 4 - Poor driving
 - 5 - Speeding
 - 6 - Other (DO NOT READ) (SPECIFY: _____)
 - 7 - Weather conditions (removed from the survey after the xx iteration)
 - 7 - Don't know/Refused (DO NOT READ)

- 29) I'm going to read to you four statements about the safety of Maryland's/Delaware's pedestrian facilities. Please tell me which statement comes closest to your own view.
- 1 - Statement 1: I walk in my area whenever I want to because sidewalks and crosswalks are adequate and I have places to walk safely. (GO TO Q. 31)
 - 2 - Statement 2: I would walk more frequently in my area if I felt safer with more sidewalks and crosswalks. (GO TO Q. 31)
 - 3 - Statement 3: I do not walk in my area because I don't feel safe. (CONTINUE)
 - 4 - Statement 4: I do not walk in my area for reasons other than safety. (CONTINUE)
 - 5 - Don't Know/Refused (DO NOT READ) (CONTINUE)
- 30) Could you please tell me why you do not walk in your area? (RECORD ALL RESPONSES)
- 1 - SPECIFY: _____
 - 2 - Don't Know/Refused (DO NOT READ)
 - 3 - HEALTH PROBLEMS (DO NOT READ. IF THIS IS MENTIONED, GO TO Q 33)
- 31) I'd like to ask you a similar question about bicycling facilities. Please tell me which statement comes closest to your own view.
- 1 - Statement 1: I bicycle in my area whenever I want. Bike routes or lanes are adequate and I have places to ride my bike safely. (GO TO Q. 33)
 - 2 - Statement 2: I would bicycle more frequently in my area if I felt safer with more bike routes and lanes. (GO TO Q. 33)
 - 3 - Statement 3: I do not bicycle in my area because I don't feel safe. There are no bike lanes where I can safely ride my bike. (CONTINUE)
 - 4 - Statement 4: I do not bicycle in my area for reasons other than safety. (CONTINUE)
 - 5 - Don't Know/Refused (DO NOT READ) (CONTINUE)
- 32) Could you please tell me why you do not bicycle in your area? (RECORD ALL RESPONSES)
- 1 - SPECIFY: _____
 - 2 - Don't Know/Refused (DO NOT READ)

33) Now I am going to read you a list of some things that might be done to improve the transportation system and reduce congestion in your area. For each, please tell me how effective you think it would be.

How about improving and expanding bus services? Do you think that improving and expanding bus services would be very effective, somewhat effective, or not at all effective for reducing congestion?

- 3 - Very effective
- 2 - Somewhat effective
- 1 - Not at all effective
- 4 - Not sure/Refused (DO NOT READ)

34) Expanding passenger railroad services?

- 3 - Very effective
- 2 - Somewhat effective
- 1 - Not at all effective
- 4 - Not sure/Refused (DO NOT READ)

35) Providing special lanes for carpooling and transit? Do you think that special lanes would be very effective, somewhat effective or not at all effective for reducing congestion?

- 3 - Very effective
- 2 - Somewhat effective
- 1 - Not at all effective
- 4 - Not sure/Refused (DO NOT READ)

36) Coordinating and better timing of traffic signals?

- 3 - Very effective
- 2 - Somewhat effective
- 1 - Not at all effective
- 4 - Not sure/Refused (DO NOT READ)

37) Widening existing highways?

- 3 - Very effective
- 2 - Somewhat effective
- 1 - Not at all effective
- 4 - Not sure/Refused (DO NOT READ)

38) Building major new highways?

- 3 - Very effective
- 2 - Somewhat effective
- 1 - Not at all effective
- 4 - Not sure/Refused (DO NOT READ)

- 39) Building more sidewalks to connect neighborhoods and commercial areas?
3 - Very effective
2 - Somewhat effective
1 - Not at all effective
4 - Not sure/Refused (DO NOT READ)
- 40) Providing more information to make it easier to take transit or carpool?
3 - Very effective
2 - Somewhat effective
1 - Not at all effective
4 - Not sure/Refused (DO NOT READ)
- 41) Developing more park-and-ride lots?
3 - Very effective
2 - Somewhat effective
1 - Not at all effective
4 - Not sure/Refused (DO NOT READ)
- 42) Providing more information on traffic incidents, construction, accidents and delays?
3 - Very effective
2 - Somewhat effective
1 - Not at all effective
4 - Not sure/Refused (DO NOT READ)
- 43) Expanding bicycle networks – bike trails, lanes and routes?
3 - Very effective
2 - Somewhat effective
1 - Not at all effective
4 - Not sure/Refused (DO NOT READ)
- 44) Designing communities that make it easier for people to walk and bike to stores, schools and other public facilities and other neighborhoods?
3 - Very effective
2 - Somewhat effective
1 - Not at all effective
4 - Not sure/Refused (DO NOT READ)
- 45) Reducing the amount of new development?
3 - Very effective
2 - Somewhat effective
1 - Not at all effective
4 - Not sure/Refused (DO NOT READ)
- 46) Improving freight railroads so more products can travel by rail?
3 - Very effective
2 - Somewhat effective
1 - Not at all effective
4 - Not sure/Refused (DO NOT READ)

- 47) There are always more transportation projects that are needed than there is money to pay for them. There are a number of ways that Maryland/Delaware could close this gap. For each, please tell me if you support or do not support ways to close this gap.

How about raising tolls? Do you support or not support raising more money for transportation projects by raising the cost of these items?

- 1 – Support
- 2 – Do not support
- 3 – Don't Know/Refused (DO NOT READ)

- 48) Do you support or not support raising gas taxes?

- 1 – Support
- 2 – Do not support
- 3 – Don't Know/Refused (DO NOT READ)

- 49) Do you support or not support raising license and registration fees?

- 1 – Support
- 2 – Do not support
- 3 – Don't Know/Refused (DO NOT READ)

- 50) Creating new fees paid by the public or developers who benefit from transportation improvements? Do you support or not support creating new fees?

- 1 – Support
- 2 – Do not support
- 3 – Don't Know/Refused (DO NOT READ)

- 51) What about delaying or eliminating some projects to save money?

- 1 – Support
- 2 – Do not support
- 3 – Don't Know/Refused (DO NOT READ)

- 52) Do you support or do not support increasing fares on MARC or The Bus (Cecil County) DART First State (New Castle County)?

- 1 – Support
- 2 – Do not support
- 3 – Don't Know/Refused (DO NOT READ)

- 53) What about including the private sector in financing transportation? Do you support or not support it?

- 1 – Support
- 2 – Do not support
- 3 – Don't Know/Refused (DO NOT READ)

54) Are there other things that the state should do to close the funding gap for transportation?
(RECORD ALL RESPONSES)

- 1 – SPECIFY: _____
- 2 – None (DO NOT READ)
- 3 – Don't Know/Refused (DO NOT READ)

Next, I am going to ask you some questions on growth and development and how it affects transportation.

55) Some people say that they don't want any new development in their community because growth and congestion has hurt quality of life. Other people accept development and congestion because they feel that growth improves our economy. Which side do you agree with most?

- 1 – I don't want any new development
- 2 – I accept development because it improves the economy
- 3 – Don't know/Refused (DO NOT READ)

56) Would you prefer to live in an area that is...?

- 1 - Urban
- 2 - Suburban
- 3 – Rural
- 4 – Other/Not sure/Refused (DO NOT READ)

57) In your opinion should new development be concentrated in certain areas, such as in existing towns and villages and in designated growth areas, or should new development occur wherever developers and landowners choose?

- 1 - In existing towns and in designated growth areas
- 2 - Where developers choose
- 3 – Don't Know/Refused (DO NOT READ)

- 58) Please tell me if you strongly agree, agree, disagree or strongly disagree with the following statements to manage growth and development.

Mixing appropriate businesses with new residential development should be encouraged.

Would you strongly agree, agree, disagree or strongly disagree?

- 4 – Strongly agree
- 3 – Agree
- 2 - Disagree
- 1 – Strongly Disagree
- 5 – Don't know/Refused (DO NOT READ)

- 59) Revising zoning codes to better support transit use, bicycling and walking should be encouraged.

- 4 – Strongly agree
- 3 – Agree
- 2 - Disagree
- 1 – Strongly Disagree
- 5 – Don't know/Refused (DO NOT READ)

- 60) Supporting farmland or open space preservation through tax incentives or subsidies to help direct development to other areas. Would you strongly agree, agree, disagree or strongly disagree?

- 4 – Strongly agree
- 3 – Agree
- 2 - Disagree
- 1 – Strongly Disagree
- 5 – Don't know/Refused (DO NOT READ)

- 61) Now, I'd like to ask you a few questions on air quality. How would you rate air quality in our region? Would you rate air quality as very good, good, fair, poor or very poor?

- 5 – Very good
- 4 - Good
- 3 - Fair
- 2 - Poor
- 1 – Very poor
- 6 – Don't know/Refused (DO NOT READ)

62) Ground level ozone, or smog, is air pollution that is especially dangerous on hot summer days. It is caused by emissions from cars and other gasoline engines combining with sunlight and heat. The ozone season runs from May through September.

Have you heard of Ozone Action days?

- 1 – Yes
- 2 - No
- 3 – Don't know/Refused (DO NOT READ)

63) Have you heard of particulate matter or PM 2.5?

- 1 – Yes
- 2 - No
- 3 – Don't know/Refused (DO NOT READ)

64) What would you be willing to do to improve air quality in our region? Would you ever...?
(RECORD ALL RESPONSES)

- 1 – Carpool or vanpool
- 2 – Take transit
- 3 – Walk or bike
- 4 – Work from home (DO NOT ASK IF RESPONDENT DOESN'T WORK, #5 Q12)
- 5 – I would not be willing to make any changes (DO NOT READ)
- 6 – I CANNOT make any changes. (DO NOT READ)
- 7 – Other (DO NOT READ) (SPECIFY: _____)
- 8 – None/Nothing/Don't Know/Refused (DO NOT READ)

Finally, I'd like to ask you a few questions for classification purposes.

65) In which age category may I place you? (READ LIST)

- 1 - 18-24
- 2 - 25-34
- 3 - 35-44
- 4 - 45-54
- 5 - 55-64
- 6 - 65+
- 7 – REFUSED (DO NOT READ)

66) Including yourself, how many persons live in your household? (DO NOT READ LIST)

- 1 - One
- 2 - Two
- 3 – Three
- 4 – Four
- 5 – Five
- 6 – Six or MORE
- 7 – Refused

- 67) What is your highest level of education? (READ LIST AS NEEDED)
- 1 – Non-high school graduate
 - 2 - High school graduate
 - 3 – Some college
 - 4 – Bachelors degree
 - 5 – Graduate degree
 - 6 - Refused
- 68) If you don't mind my asking, what is your ethnic or racial background?
(DO NOT READ LIST - RECORD ALL RESPONSES)
- 1 - White
 - 2 – African American
 - 3 - Latino
 - 4 - Asian
 - 5 – Other (SPECIFY: _____)
 - 6 - Not Determined
 - 7 – Don't know/Refused
- 69) So that we can group all answers, what is your total annual family income? Is it....?
(READ LIST)
- 1 - UNDER \$20,000
 - 2 - \$20,000 to under \$40,000
 - 3 - \$40,000 to under \$80,000
 - 4 - \$80,000 or MORE
 - 5 – Refused (DO NOT READ)
- 70) What is your zip code?
- 1 - SPECIFY: _____
 - 2 – Don't Know/Refused (DO NOT READ)
- 71) As I stated in the beginning, this survey is being conducted by WILMAPCO, the Wilmington Area Planning Council. Are you familiar with this organization?
- 1 – Yes
 - 2 – No
 - 3 – Not sure/Don't know/Refused (DO NOT READ)
- 72) Would you be interested in receiving free newsletters or public meeting announcements from WILMAPCO regarding future transportation plans in your area?
(DO NOT READ LIST)
- 1 - Newsletters
 - 2 – Public Meeting announcements
 - 3 - Both
 - 4 – Neither (GO TO Q. 74)
 - 5 – Don't know/Refused (GO TO Q. 74)

73) May I have your name, address and email address so we may contact you? (RECORD RESPONSE)

1 – SPECIFY: _____

2 – No/Don't Know/Refused

74) Was this person male or female?

1 - Male

2 – Female

Thank you very much for your time. Have a good evening.
(HANG UP THE PHONE)